



SMART MEDIA
SOLUTIONS EVER
620 Mobile Light
Soft



SMART MEDIA SOLUTIONS EVER 620 Mobile Light Soft Installation Guide

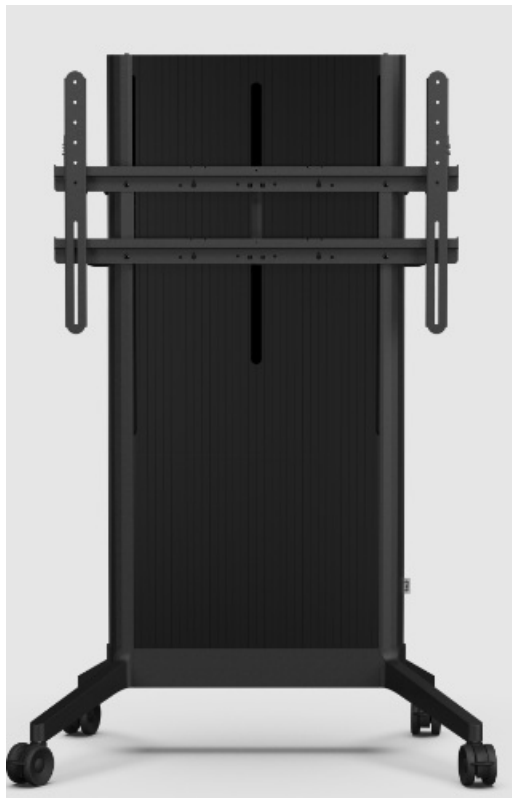
[Home](#) » [SMART MEDIA SOLUTIONS](#) » SMART MEDIA SOLUTIONS EVER 620 Mobile Light Soft Installation
Guide 

Contents

- [1 SMART MEDIA SOLUTIONS EVER 620 Mobile Light Soft](#)
- [2 Product Usage Instructions](#)
- [3 Instructions for Mounting](#)
- [4 Warranty terms and conditions](#)
- [5 Declaration of conformity](#)
- [6 Instructions for use – EVER 620 Mobile Motor](#)
- [7 ASSEMBLY INSTRUCTIONS](#)
- [8 LIST OF PARTS](#)
- [9 PRODUCT DIMENSIONS](#)
- [10 Documents / Resources](#)
 - [10.1 References](#)
- [11 Related Posts](#)



SMART MEDIA SOLUTIONS EVER 620 Mobile Light Soft



Specifications

- Model: EVER 620 Mobile Motor
- Manufacturer: SMS Smart Media Solutions AB
- Warranty: 5 years

Product Usage Instructions

Installation

1. Follow the installation instructions provided in the manual for the specific model of the EVER 620 Mobile Motor.
2. Ensure that the product is securely mounted using appropriate mounting fittings to prevent any accidents or damage.

Adjustment

1. Adjust the motor settings according to your preferences by referring to the adjustment manual provided by SMS Smart Media Solutions AB.
2. Make sure to follow the guidelines for proper adjustment to avoid any operational issues.

Maintenance

1. Regularly inspect the motor for any signs of wear and tear.
2. Keep the motor clean and free from dust or debris that may affect its performance.
3. Refer to the maintenance section of the manual for detailed maintenance instructions.

FAQ

- **Q: What is the warranty period for the EVER 620 Mobile Motor?**

A: The warranty period for the motor is 5 years from the date of purchase, covering manufacturing defects or faulty materials.

- **Q: How should I handle a claim under the warranty?**

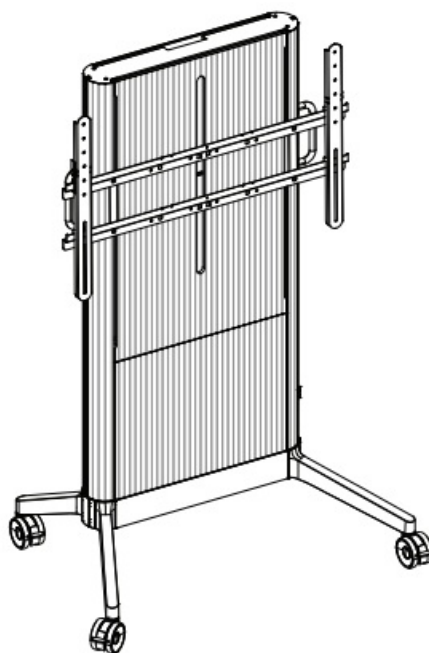
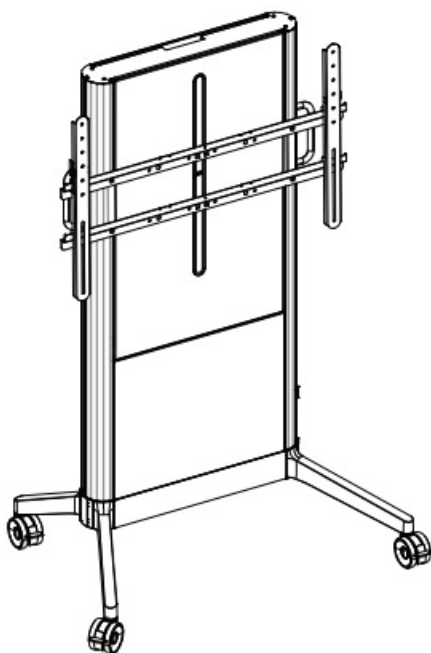
A: In case of a warranty claim, return the product along with the original purchase receipt to SMS Smart Media Solutions AB. Ensure that the supplier's name and purchase date are clearly visible on the receipt. The owner is responsible

for the return shipping costs to SMS, while SMS covers the return shipping costs back to the owner.

- **Q: What should I do if I encounter operational issues with the motor?**

A: If you experience any operational issues, refer to the troubleshooting section of the manual for possible solutions. If the issue persists, contact SMS Smart Media Solutions AB for assistance.

INSTALLATION AND ADJUSTMENT MANUAL



16-011-xC-M EVER 620 Mobile Clean Motor

16-011-xE-M EVER 620 Mobile Edge Motor 16-011-xS-M EVER 620 Mobile Soft Motor M000355

16-011-xC-M EVER 620 Mobile Clean Motor 16-011-xE-M EVER 620 Mobile Edge Motor 16-011-xS-M EVER 620 Mobile Soft Motor



Instructions for Mounting

Warning

A correct mounting is extremely important and this is not the responsibility of SMS Smart Media Solutions AB. Faulty mounting may result in injury to persons or damage to equipment. SMS will not be responsible in any way if the product has been mounted incorrectly. Mounting fittings are not included with the product for reasons of safety, since the properties and bearing strength of walls/ceilings are specific for each case. Suitable mounting fittings must be selected based on the material of the wall/ceiling. Obtain advice from a specialist in the field or from a specialist shop concerning the choice of mounting fittings. It is the responsibility of the installer to ensure that the wall/ceiling can support at least four times the combined weight of the screen/projector and bracket.

The maximum load for this product is given in the table in these installation instructions. The instructions for installation and use of the screen/projector must also be followed with respect to the location and attachment of the screen/projector.

Warranty terms and conditions


1. SMS guarantees that a product that SMS has determined to be defective as a result of deficient manufacture or material will be repaired or – if necessary – replaced, without cost, on condition that a claim is made within the period of warranty, which is 5 years. The guarantee does not apply for normal wear and tear.
2. In the event of a claim being made under the terms of the warranty, the product and the original purchase receipt are to be returned to SMS. The name of the supplier and the date of purchase must be clearly legible on the receipt. The owner is to pay the cost of returning the product to SMS, while SMS is to pay the cost of returning the product subsequently to the owner.
3. The warranty provided by SMS does not apply under the following conditions:
 - If the product has been drilled, mounted and/or used in any way that is not in accordance with the instructions for use, or if it has been mounted using inappropriate mounting fittings.
 - If the product has been modified or repaired by anyone other than SMS.
 - If the defect has arisen as a result of external factors (that are not associated with the product), such as lightning strike, water damage, fire, mechanical scratching, storage at extreme temperatures, weather conditions, solvents or corrosive agents, faulty use, or carelessness.
 - If the product has been used for equipment other than that specified on the packaging. Declaration of conformity

Manufacturer: SMS – Smart Media Solutions AB Högborgsgatan 26B SE-116 20 Stockholm

Sweden hereby declares that:

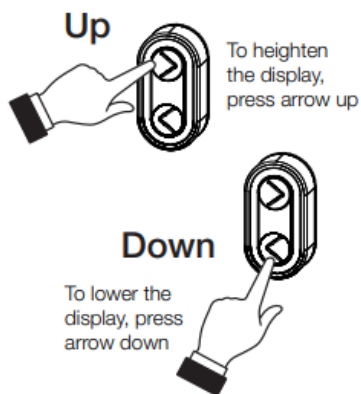
Declaration of conformity

- Manufacturer: SMS – Smart Media Solutions AB
- Högborgsgatan 26B
- SE-116 20 Stockholm
- Sweden
- hereby declares that:
- EVER 620 Mobile Motorized
- model series 16-011-xx-M
- has been manufactured such that it conforms to the following EU directives:
 - the Machinery Directive 2006/42/EC
 - the EMC Directive 2014/30/EU
 - the Low Voltage Directive 2014/35/EU

Stockholm 2024-02-20

Marcus Bodin
Managing director



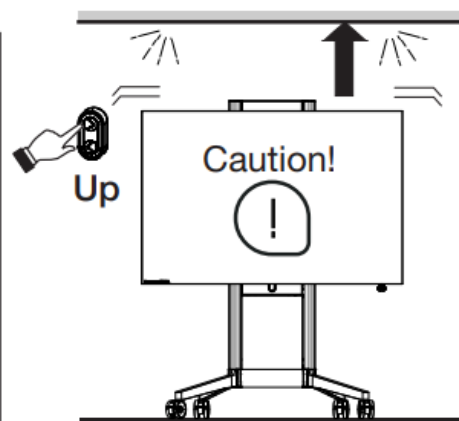
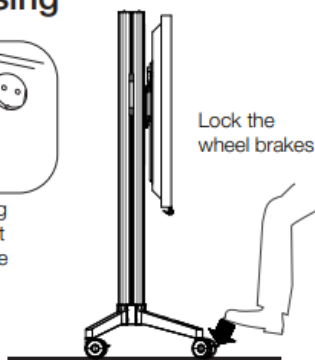
Instructions for use – EVER 620 Mobile Motor



When using



When using the product connect the mains plug



GB Caution! Risk of crushing
IT Attenzione! Rischio di schiacciamento
ES ¡Precaución! Riesgo de aprisionamiento
FR Attention ! Risque d'écrasement
DE Achtung! Risiko des Zerquetschens
FI Varoitus! Puristumisvaara
NL Voorzichtig! Beknellingsgevaar
PL Uwaga! Ryzyko przygniecenia
RUS Внимание! Возможный риск защемления
ARB حذاري خطر التعرض للانسحاق
SE Varning! Klämrisk
GR Προσοχή! Κίνδυνος σύνθλιψης.



Not for children

Children may use product only under supervision of an adult



Transport



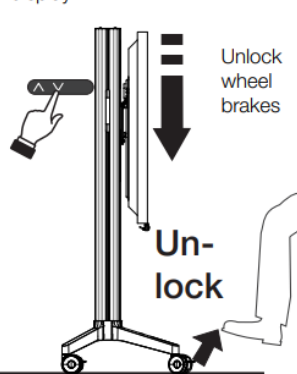
Before moving the product, disconnect the mains plug

Transport

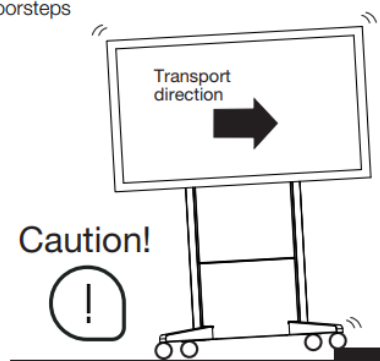


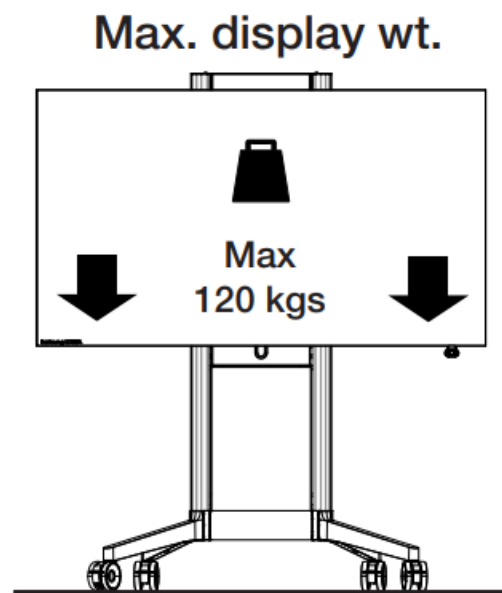
Two persons required

Lower the display



Use handles to move
Caution when passing doorsteps



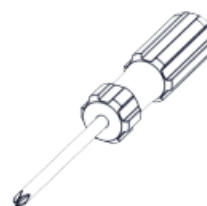


ASSEMBLY INSTRUCTIONS

YOU WILL NEED



Allen key
No. 4, 5



NOT INCLUDED

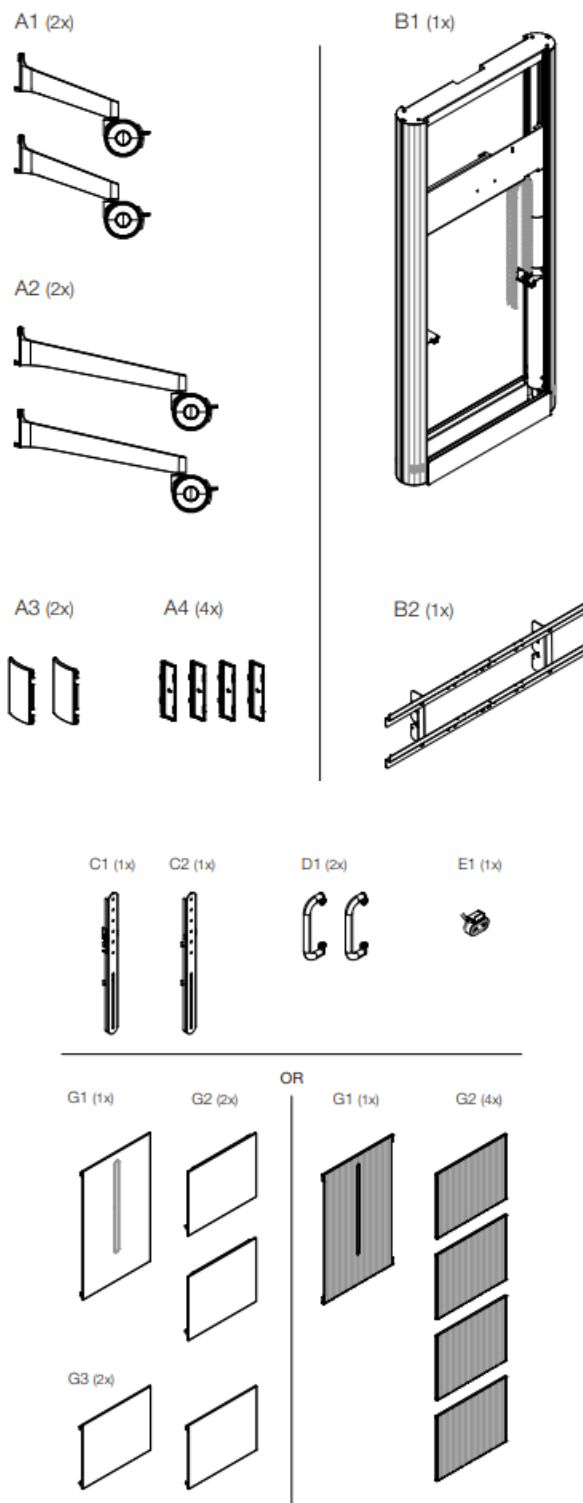


Display

NUMBER OF PERSONS REQUIRED



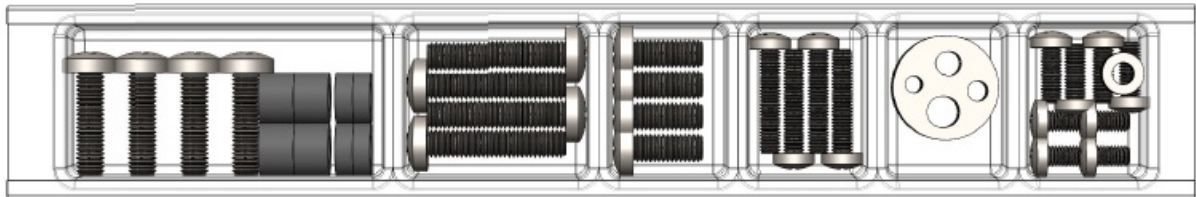
LIST OF PARTS













S1 (12x)
ISO 4762
[M6x10]



K1 SCREW KIT

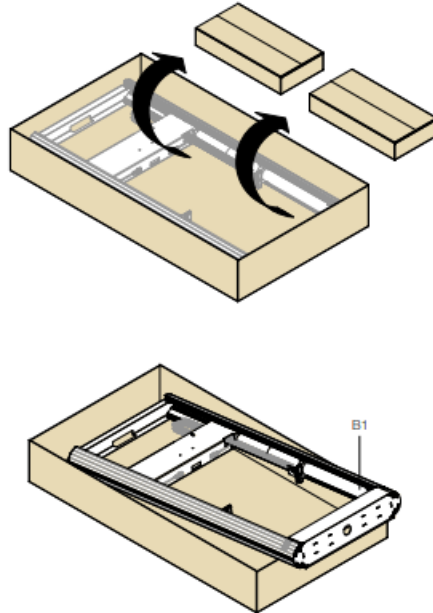


K1 SCREW KIT

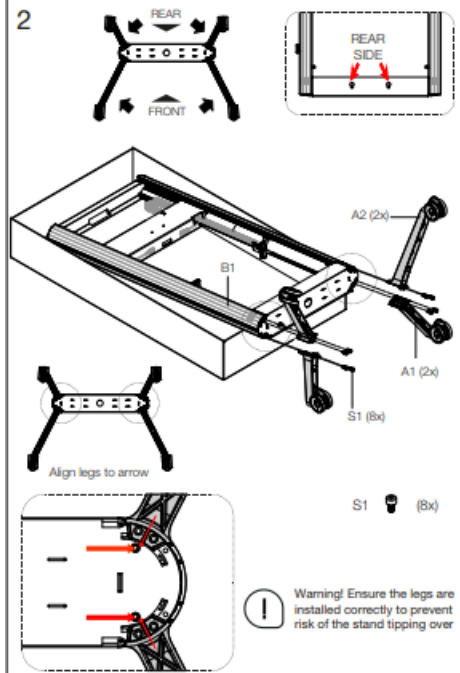
	Screw M6x10	4x
	Screw M6x16	4x
	Screw M6x30	4x
	Screw M8x20	4x
	Screw M8x30	4x
	Screw M8x40	4x
	Washer 6,4	4x
	Multiple washer	4x
	Plastic spacer 8,2/15x5	4x
	Plastic spacer 8,2/15x10	4x

ASSEMBLY

1

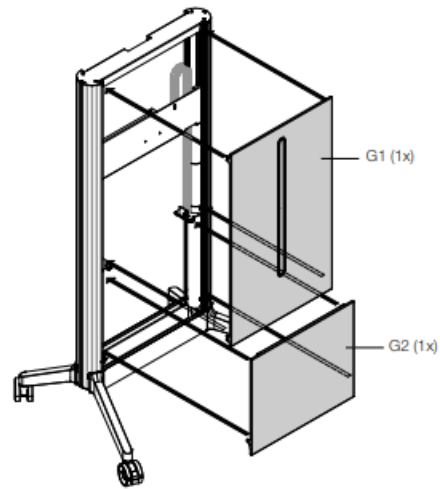


2



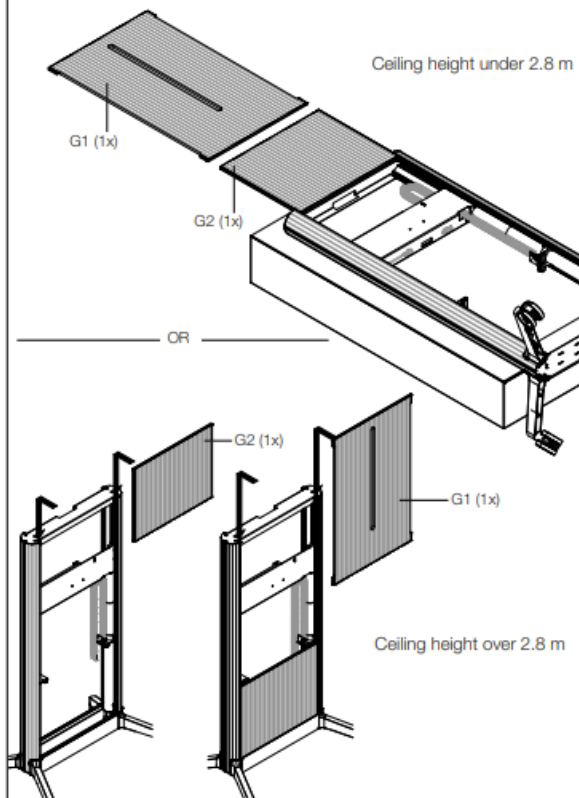
3a

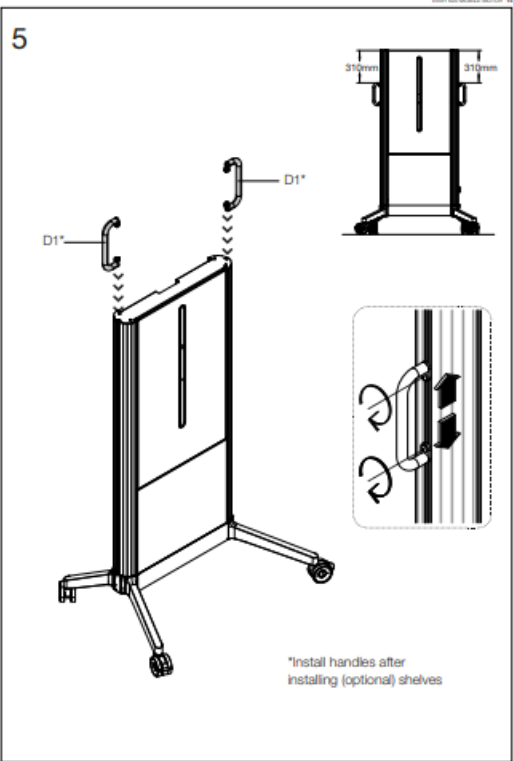
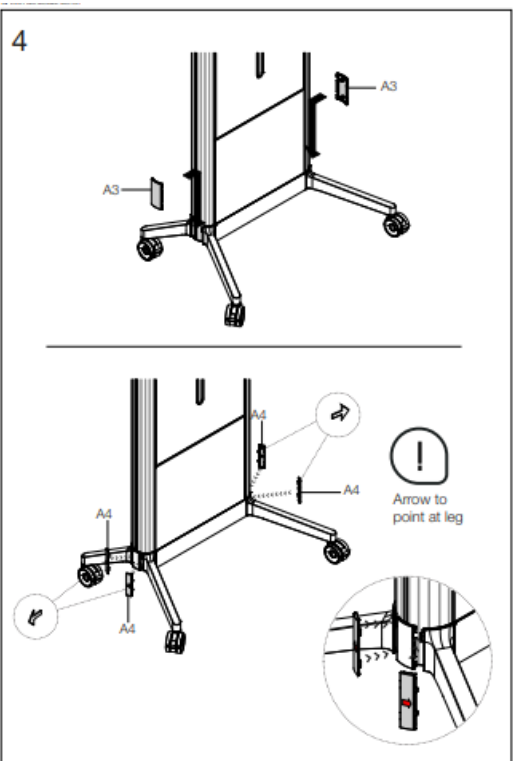
OPTION 1: Sheet metal covers



3b

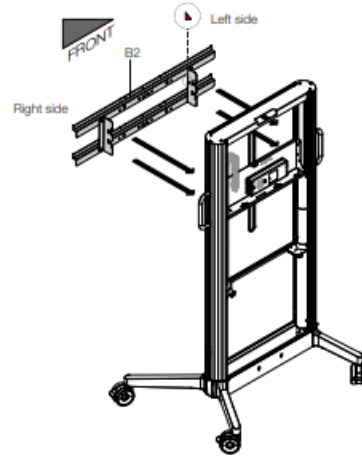
OPTION 2: MDF/Acoustic covers



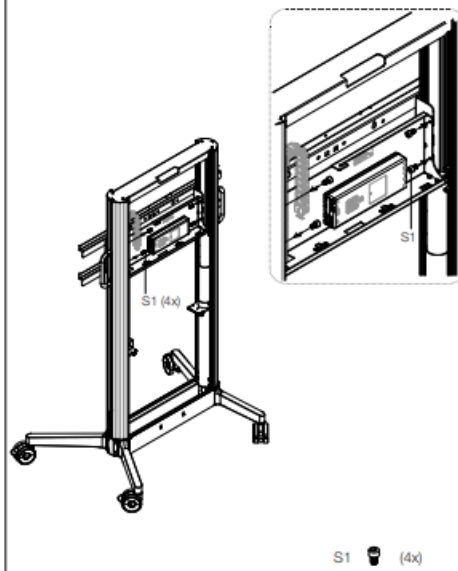


*Install handles after installing (optional) shelves

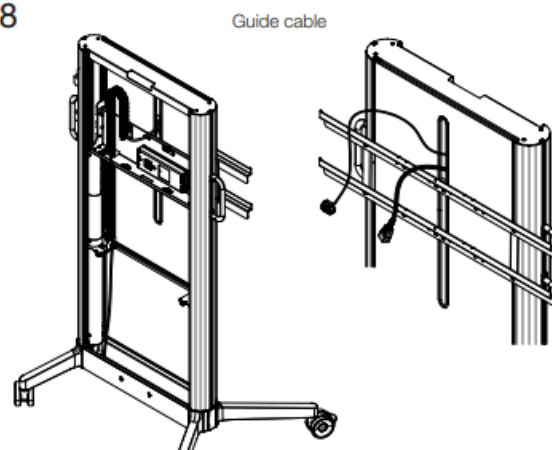
6

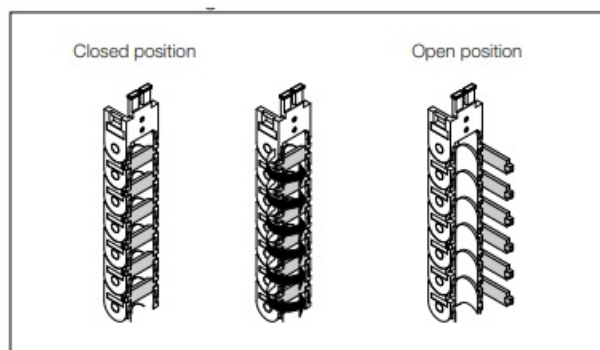


7



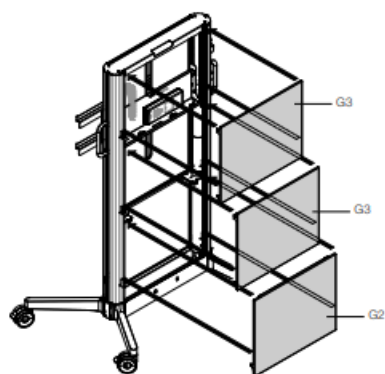
8





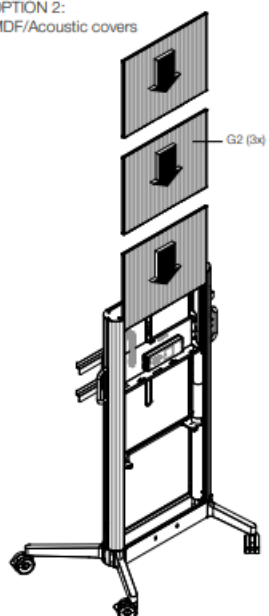
9a

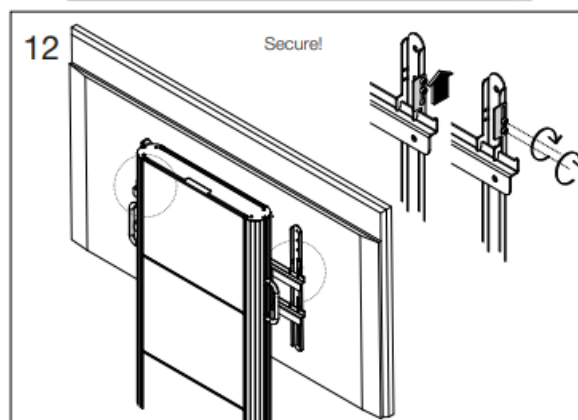
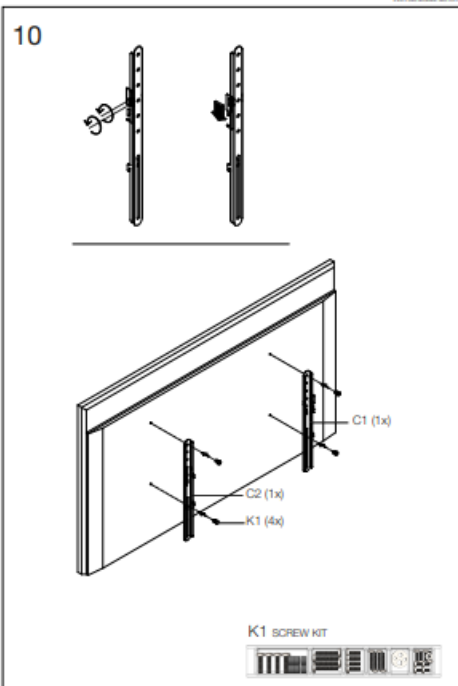
OPTION 1: Sheet metal covers

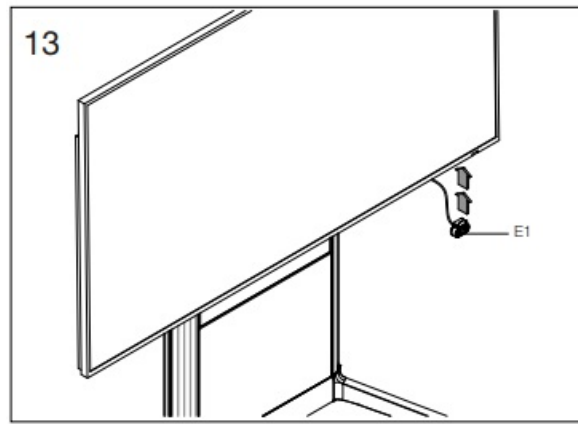


9b

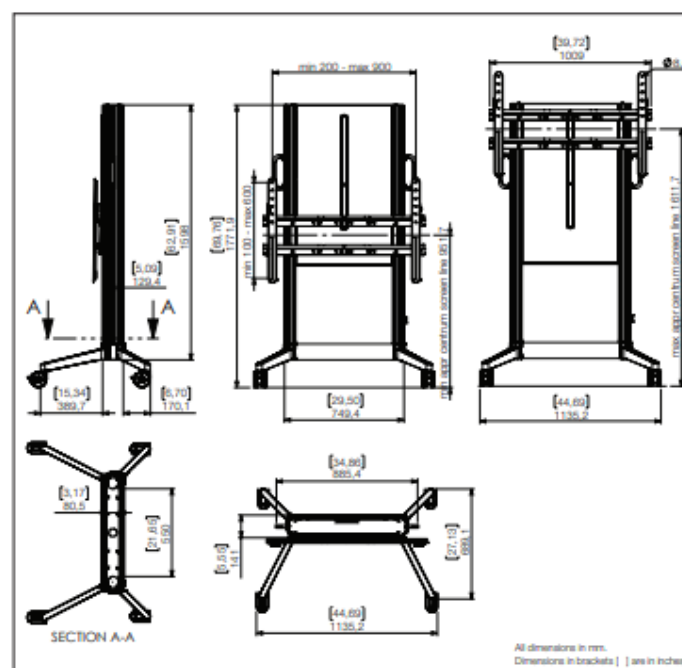
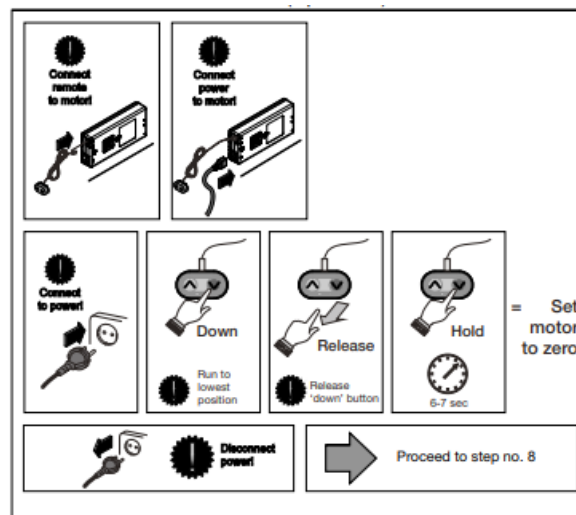
OPTION 2:
MDF/Acoustic covers







SET MOTOR TO ZERO (optional)



All dimensions in mm.


Dimensions in brackets [] are in inches

SMS Smart Media Solutions AB

Högbergsgatan 26B 116, 20 Stockholm, Sweden

www.smartmediasolutions.com

Documents / Resources

	<p>SMART MEDIA SOLUTIONS EVER 620 Mobile Light Soft [pdf] Installation Guide EVER 620, EVER 620 Mobile Light Soft, Mobile Light Soft, Light Soft, Soft</p>
---	---

References

- [User Manual](#)

Manuals+ Privacy Policy

This website is an independent publication and is neither affiliated with nor endorsed by any of the trademark owners. The "Bluetooth®" word mark and logos are registered trademarks owned by Bluetooth SIG, Inc. The "Wi-Fi®" word mark and logos are registered trademarks owned by the Wi-Fi Alliance. Any use of these marks on this website does not imply any affiliation with or endorsement.