

**SmallRig  
SmallRig Q3  
Shape Mount  
Plate with  
Handle**



# SmallRig Q3 Shape Mount Plate with Handle Instruction Manual

[Home](#) » [SmallRig](#) » SmallRig Q3 Shape Mount Plate with Handle Instruction Manual 

## Contents

- [1 SmallRig Q3 Shape Mount Plate with Handle](#)
- [2 Frequently Asked Questions](#)
- [3 Operating Instruction](#)
- [4 In the Box](#)
- [5 Installation Instruction](#)
- [6 Specifications](#)
- [7 Documents / Resources](#)
  - [7.1 References](#)

# SmallRig

**SmallRig Q3 Shape Mount Plate with Handle**



## Frequently Asked Questions

### **Q: Can this mount plate be used with other camera models?**

A: This mount plate is specifically designed for Leica Q3 and Q3 L cameras and may not be compatible with other models.

### **Q: Is the mount plate made of durable materials?**

A: Yes, the mount plate is constructed from Aluminum Alloy, Silicone, and Titanium Alloy for durability and stability.

Thank you for purchasing SmallRig's product.

## Operating Instruction

- The L-shape mount Plate with Handle is designed for use with Leica Q3 and Q3 L cameras. Follow the steps below for proper operation:
- Please follow the safety warnings.

## In the Box

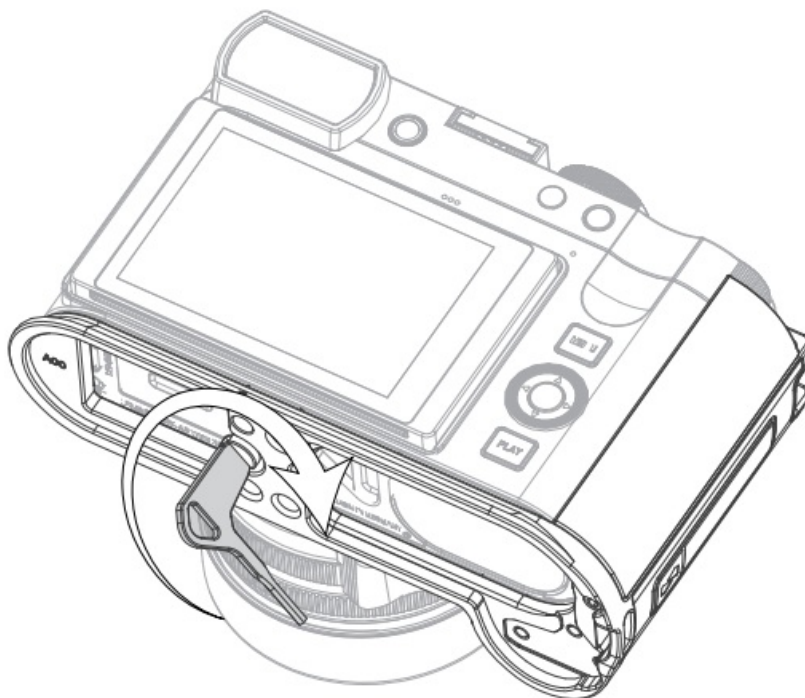
- L-Shape Mount Plate × 1
- Handgrip Support × 1
- 1/4"-20 Screw × 1
- Guarantee Card × 1

## Installation Instruction

1. Ensure the camera is not included in the package.
2. Assemble the L-Shape Mount Plate with Handle according to the provided instructions.

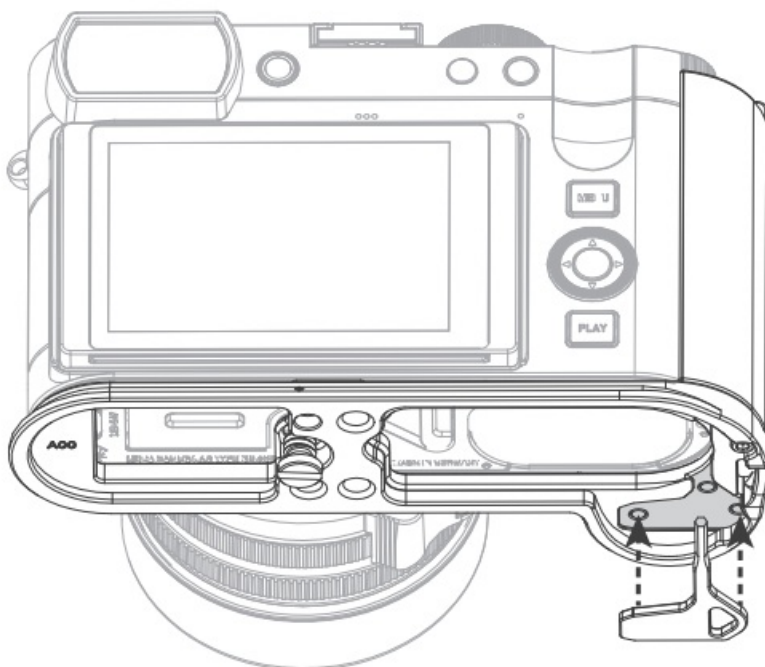
3. Attach the Handgrip Support securely to the plate using the provided screws.
4. Mount the plate onto your Leica Q3 or Q3 L camera using the 1/4-20 screw.
5. The package does not include the camera.

1



6. The package does not include the camera.

2



## Specifications

### • Product Dimensions:

- 5.6 × 3.2 × 2.2in
- 142.3 × 82.0 × 56.0mm

- **Product Weight:**

- $4.8 \pm 0.2\text{oz}$
- $135.0 \pm 5.0\text{g}$

- **Material (s)**

Aluminum Alloy, Silicone, Titanium Alloy

**Manufacturer: Shenzhen Leqi Innovation Co., Ltd.**

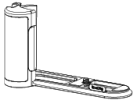
Add: Rooms 103, 501 and 601, Building 5, Fenghe Industrial Park, Nos. 1301-50 Guanguang Road, Longhua District, Shenzhen, Guangdong, China.

**Consignor: Shenzhen LC Co., Ltd.**

Add: Rooms 602, Building 5, Fenghe Industrial Park, No. 1301-50 Guanguang Road, Xinlan Community, Guanlan Street, Longhua District, Shenzhen, Guangdong, China.

MADE IN China

## Documents / Resources

 <p>SmallRig</p> <p>L-Shape Mount Plate with Handle for Leica Q3</p> <p>徕卡 Q3 L型手柄</p> <p>Operating Instruction / 使用手册</p>	<p><a href="#">SmallRig Q3 Shape Mount Plate with Handle</a> [pdf] Instruction Manual</p> <p>Q3, Q3 L, Q3 Shape Mount Plate with Handle, Q3, Shape Mount Plate with Handle, Mount Plate with Handle, Plate with Handle, with Handle, Handle</p>
--	---

## References

- [User Manual](#)

### Manuals+ Privacy Policy

This website is an independent publication and is neither affiliated with nor endorsed by any of the trademark owners. The "Bluetooth®" word mark and logos are registered trademarks owned by Bluetooth SIG, Inc. The "Wi-Fi®" word mark and logos are registered trademarks owned by the Wi-Fi Alliance. Any use of these marks on this website does not imply any affiliation with or endorsement.