

SmallRig P2 L-Shape Handle



SmallRig P2 L-Shape Handle Instruction Manual

[Home](#) » [SmallRig](#) » SmallRig P2 L-Shape Handle Instruction Manual 

Contents

- [1 SmallRig P2 L-Shape Handle](#)
- [2 Specifications:](#)
- [3 Product Usage Instructions:](#)
- [4 Operating Instructions:](#)
- [5 FAQ \(Frequently Asked Questions\):](#)
- [6 Documents / Resources](#)
 - [6.1 References](#)
- [7 Related Posts](#)

SmallRig

SmallRig P2 L-Shape Handle



Thank you for purchasing SmallRig's product.

Specifications:

- Product Name: L-Shape Handle for Panasonic P2
- Model: P2 L
- Manufacturer: Panasonic

Product Usage Instructions:


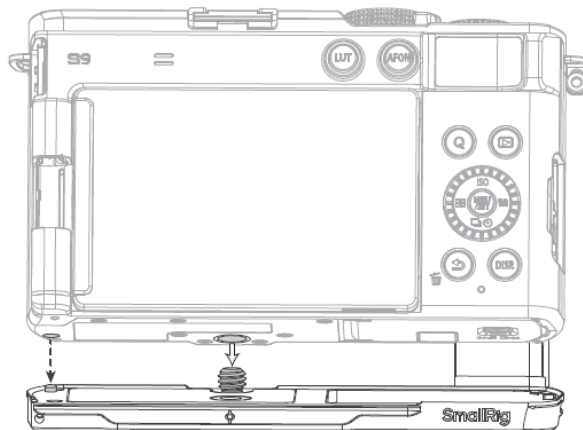
Assembly:

Follow these steps to assemble the L-Shape Handle for your Panasonic P2:

1. Identify the components in the package.
2. Attach the handle to the designated mounting point on your Panasonic P2 camera.
3. Secure the handle using the provided screws.

Operating Instructions:

Once assembled, follow these guidelines for operating the L-Shape Handle:



- Ensure the handle is securely attached before use.
- Adjust the handle to a comfortable position for your grip.
- Use the handle to stabilize your camera and improve handling during filming.

FAQ (Frequently Asked Questions):

Q: How do I adjust the angle of the handle?

A: The handle may have adjustable angles, refer to the user manual for specific instructions on adjusting the angle.

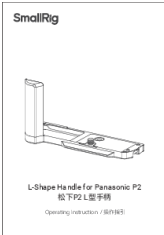
Q: Can the handle be used with other camera models?

A: The L-Shape Handle is designed for use with Panasonic P2 cameras, compatibility with other models may vary.

Q: Is the handle weatherproof?

A: The handle may have some weather-resistant properties, but it is recommended to avoid exposing it to harsh weather conditions.

Documents / Resources

	<p>SmallRig P2 L-Shape Handle [pdf] Instruction Manual P2 L, P2 L-Shape Handle, P2, L-Shape Handle, Handle</p>
---	--

References

- [User Manual](#)

[Manuals+](#), [Privacy Policy](#)

This website is an independent publication and is neither affiliated with nor endorsed by any of the trademark owners. The "Bluetooth®" word mark and logos are registered trademarks owned by Bluetooth SIG, Inc. The "Wi-Fi®" word mark and logos are registered trademarks owned by the Wi-Fi Alliance. Any use of these marks on this website does not imply any affiliation with or endorsement.