

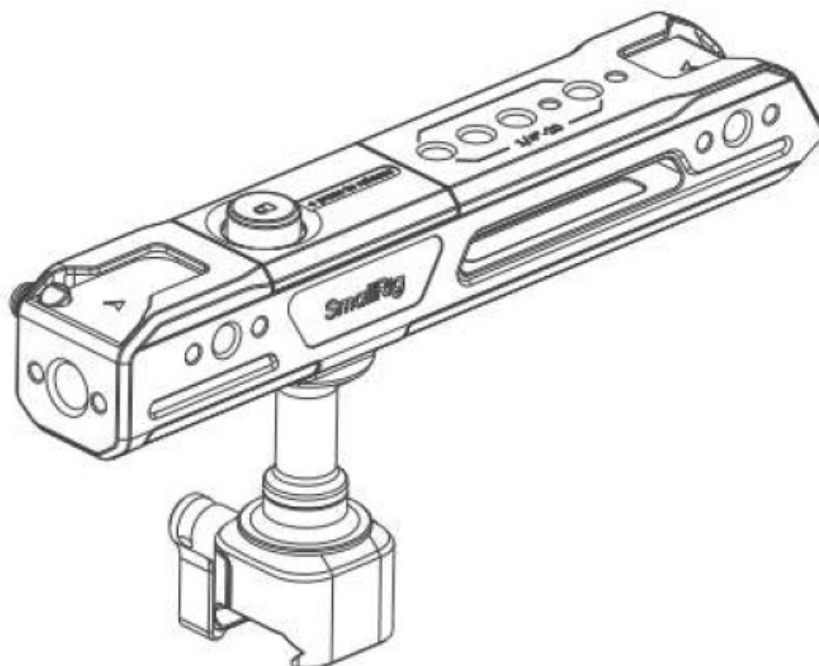


Contents [[hide](#)]

- [1 SmallRig NATO Rotating Top Handle with Clamp](#)
- [2 In the Box](#)
- [3 Product Details](#)
- [4 Installation Instructions](#)
- [5 Two types of use](#)
- [6 Reverse use](#)
- [7 Specifications](#)
- [8 Documents / Resources](#)
 - [8.1 References](#)

SmallRig

SmallRig NATO Rotating Top Handle with Clamp



Thank you for purchasing SmallRig's product.

Please read this Operating Instruction carefully.

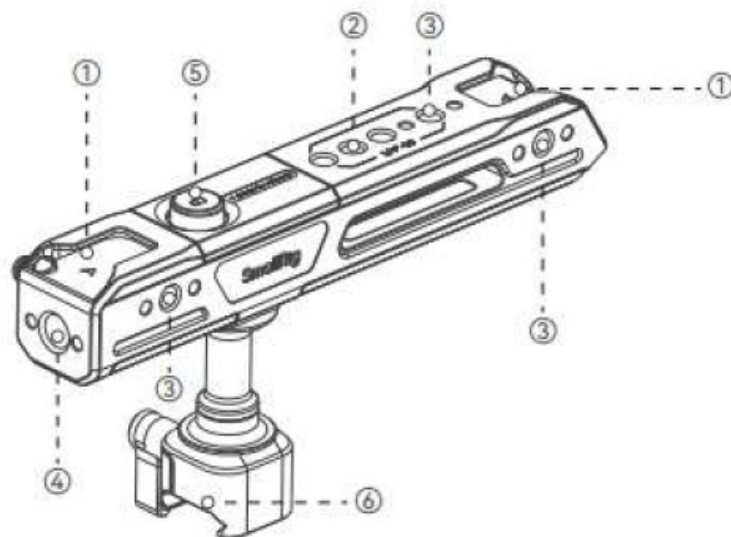
Please follow the safety warnings.

In the Box

- Top Handle x 1
- NATO Rail x1
- Allen Wrench x1
- Operating Instruction x 1
- Guarantee Card x 1

Product Details

1.

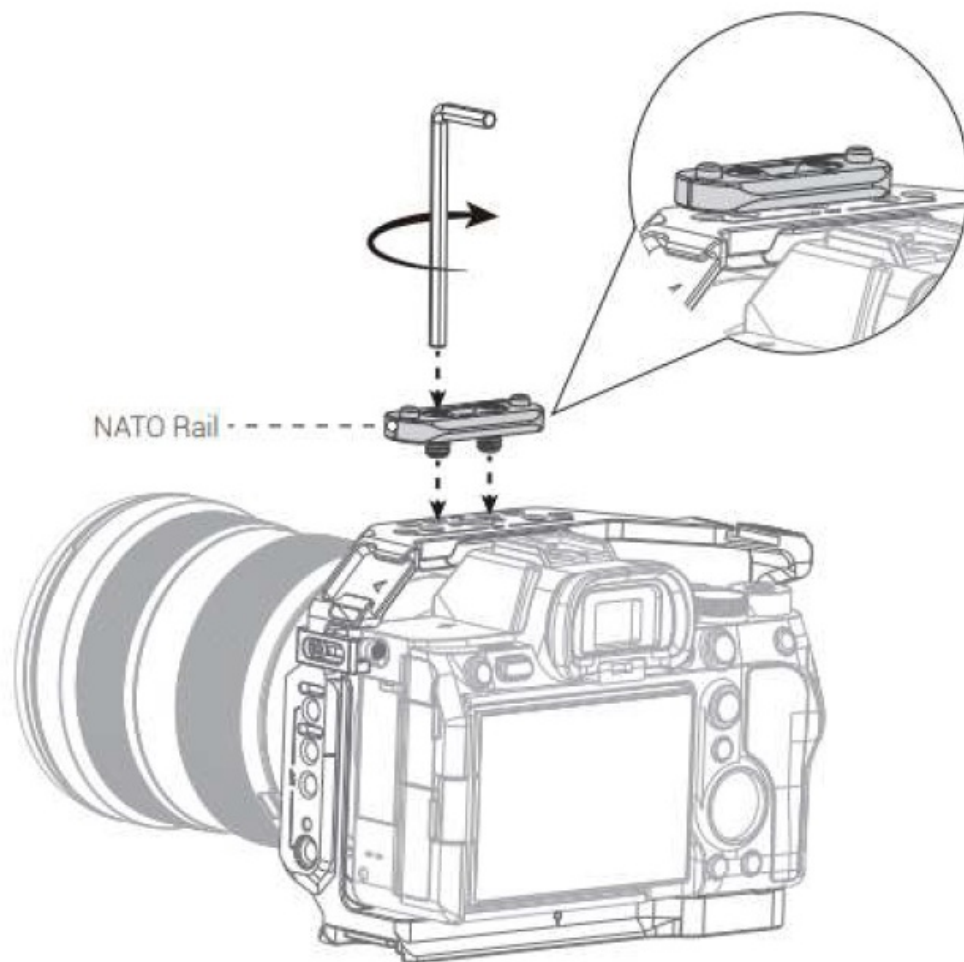


Cold Shoe Mount

2. 2 1/4"-20 Threaded Hole
3. ARRI 3/8"-16 Locating Hole
4. Unlock Button
5. 1/4"-20 Locating Hole
6. NATO Clamp

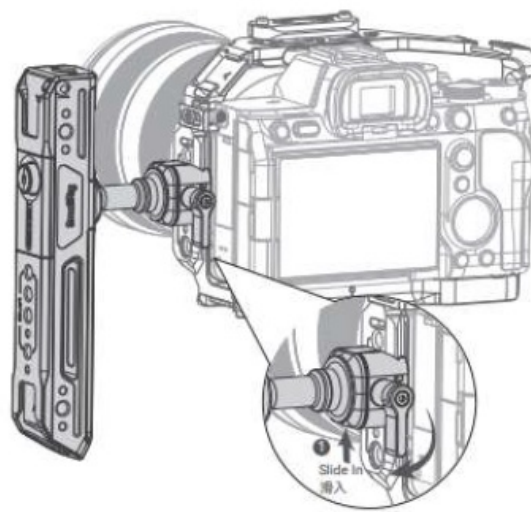
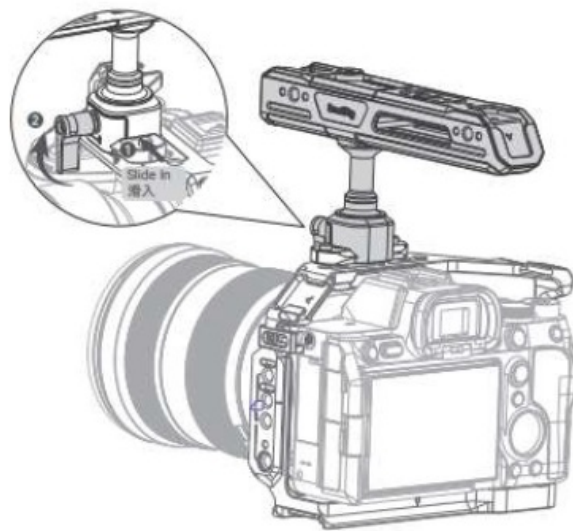
Installation Instructions

1

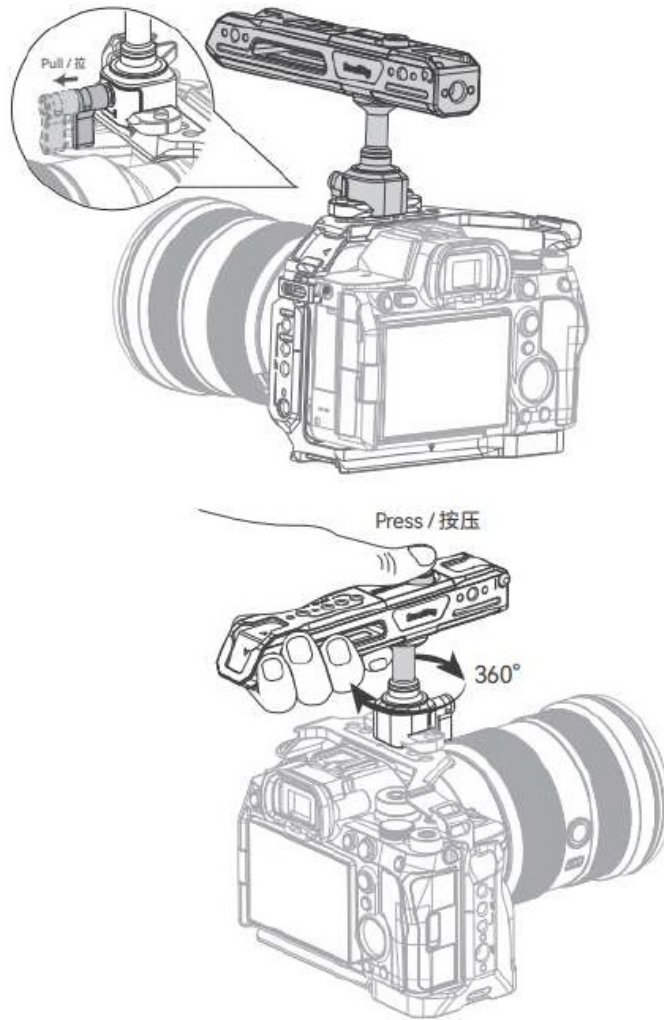


The package does not include the camera.

Two types of use



Reverse use



Warning

1. If you need to adjust the angle, be sure to hold the camera with your hand.
2. The 2 cold shoes on the bottom of the top handle cannot be used simultaneously.

Specifications

- Product Dimensions 6.4 x 3.2 x 1.6in 161.6 ×81.2 x 39.7mm
- Product Weight 8.3 ± 0.2oz 236.0 ± 5.0g
- Material(s) Aluminum Alloy, Silicone

Specifications subject to change without prior notice. Please refer to the physical product for the most up-to-date information.

Consignor: Shenzhen LC Co., Ltd.


Add: Room 201, Building 4, Gonglianfuji Innovation Park, No. 58, Ping'an Road, Dafu Community, Guanlan Street, Longhua District, Shenzhen, Guangdong, China.

LQ-P1438-18

- Manufacturer Email: support@smallrig.com
- Manufacturer. Shenzhen Leqi Innovation Co., Ltd.
- Add: Rooms 101, 701, 901, Building 4, Gonglianfuji Innovation Park, No. 58, Ping'an Road,
- Dafu Community, Guanlan Street, Longhua District, Shenzhen, Guangdong, China.



Documents / Resources

	SmallRig NATO Rotating Top Handle with Clamp [pdf] Instruction Manual NATO Rotating Top Handle with Clamp, NATO, Rotating Top Handle with Clamp, Top Handle with Clamp, Handle with Clamp, Clamp, Handle
---	---

References

- [User Manual](#)

SmallRig

Clamp, Handle, Handle with Clamp, NATO, NATO Rotating Top Handle with Clamp, Rotating Top Handle with Clamp, SmallRig, Top Handle with Clamp

Leave a comment

Your email address will not be published. Required fields are marked *

Comment *

Name

Email

Website

☐ Save my name, email, and website in this browser for the next time I comment.

Post Comment

Search:

e.g. whirlpool wrf535swhz

Search

[Manuals+](#) | [Upload](#) | [Deep Search](#) | [Privacy Policy](#) | [@manuals.plus](#) | [YouTube](#)

This website is an independent publication and is neither affiliated with nor endorsed by any of the trademark owners. The "Bluetooth®" word mark and logos are registered trademarks owned by Bluetooth SIG, Inc. The "Wi-Fi®" word mark and logos are registered trademarks owned by the Wi-Fi Alliance. Any use of these marks on this website does not imply any affiliation with or endorsement.