

SmallRig

SmallRig 3893,
5235 Rotating
Side Handle with
Trigger REC



SmallRig 3893, 5235 Rotating Side Handle with Trigger REC Instruction Manual

[Home](#) » [SmallRig](#) » SmallRig 3893, 5235 Rotating Side Handle with Trigger REC Instruction Manual 

Contents

- [1 SmallRig 3893, 5235 Rotating Side Handle with Trigger REC](#)
- [2 In the Box](#)
- [3 Blackmagic Design](#)
- [4 Product Details](#)
- [5 Installation Instruction](#)
- [6 Sony Mirrorless Cameras Installation Steps](#)
- [7 Indicator Light Instructions](#)
- [8 Specifications](#)
- [9 Documents / Resources](#)
 - [9.1 References](#)
- [10 Related Posts](#)

SmallRig

SmallRig 3893, 5235 Rotating Side Handle with Trigger REC



Thank you for purchasing Small Rig's product.

In the Box

3893: for Selected Sony Mirrorless Cameras

- Side Handle X1
- Control Cable for Sony X1
- NATO Rail X1
- Allen Wrench X1
- Operating Instruction X1
- Guarantee Card X1
- User Manual X1

Controllable Camera Models Sony

Alpha 7 III/ Alpha 7 IV/ Alpha 7R III/ Alpha 7R IV/ Alpha 7R V / Alpha 7S III/ FX3 / FX30 / Alpha 1 / Alpha 1 II/ Alpha 9 / Alpha 9 II/ Alpha 9 III

5235: for Selected Canon/ Blackmagic Design Cameras Blackmagic

- Side Handle X1
- NATO Rail X1

- Allen Wrench X1
- Operating Instruction X1
- Guarantee Card X1
- User Manual X1

Control Cable for Canon/ Blackmagic Design

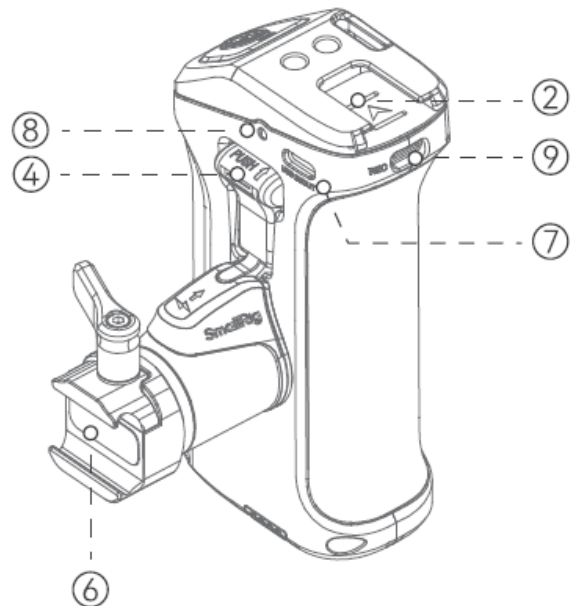
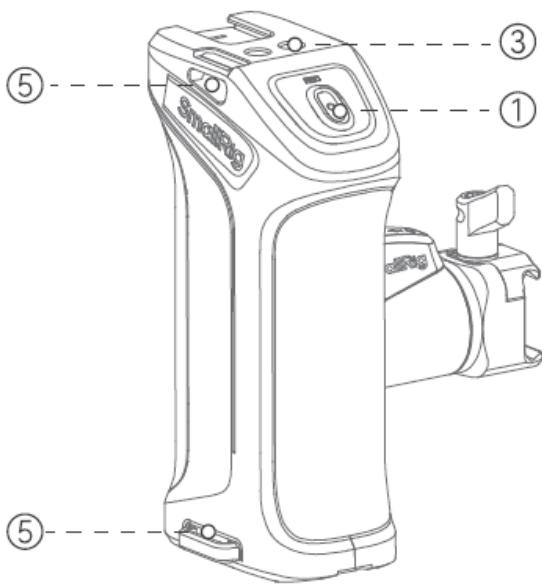
Controllable Camera Models Canon/

EOS R3/ R5/ R5 Marki I/ R5C/ R6/ R6 Marki I/ R7 / RS/ RIO/ R/ RP /C70

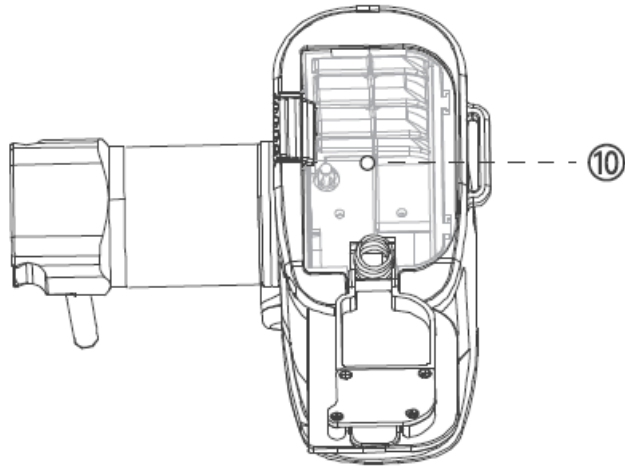
Blackmagic Design

BMPCC 4K / BMPCC 6K/ BMPCC 6K Pro/ BMPCC 6K G2 I BMCC 6K FF

Product Details



1. Record & Power On/Off Button
2. Rotating Unlock Button
3. USB-C Power & Charging Port
4. HI 8 Cold Shoe
5. Strap Slot
6. Indicator Light
7. 1/4'-20 Threaded Hole 1/4'-20
8. NATO clamp
9. Control Connection Port

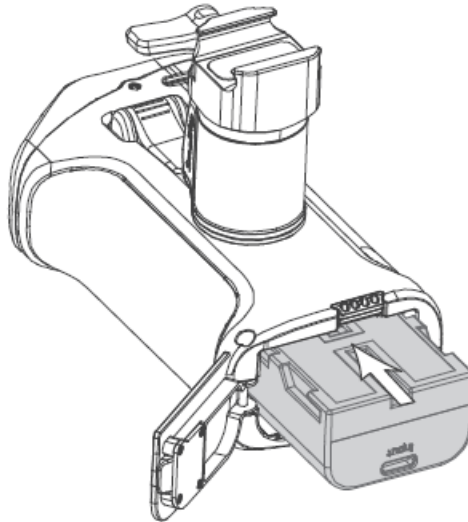


10. NP-F550 / 570 Battery Compartment NP-F550

Installation Instruction

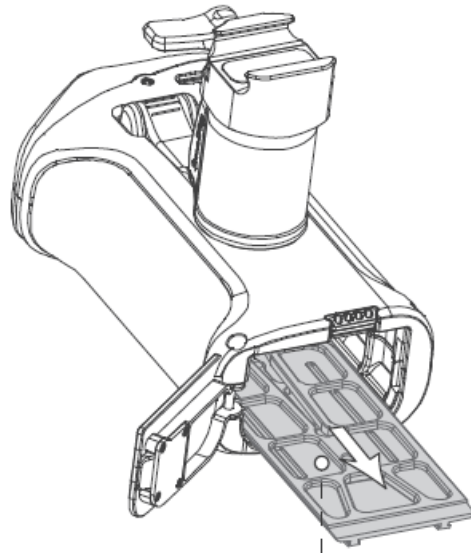
Note

1. When using Sony cameras, the handle can realize the control of the camera recording function without installing the NP-F550 NP-F570 battery.
 - The package does not include the NP-F550 or NP-F570 batteries.
 - NP-F550gmP-F570ajUÆ%1ão



Note

When using the SmallRig NP-F550 battery (ID: 4331 /4791 you need to remove the adaptor plate inside the handle.

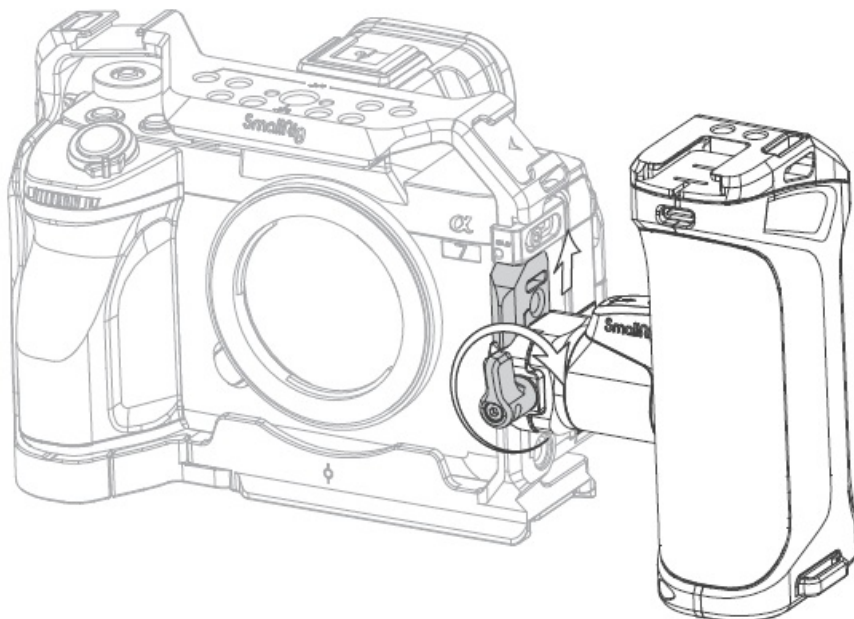


Remove the adaptor plate

Sony Mirrorless Cameras Installation Steps

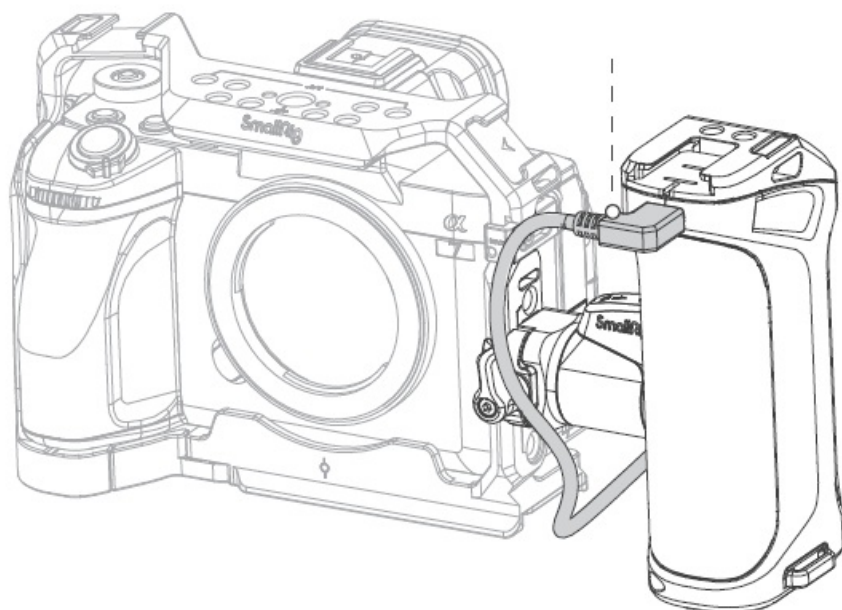
The package does not include the camera and cage.

1



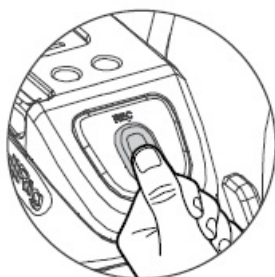
2

Control Cable for Sony

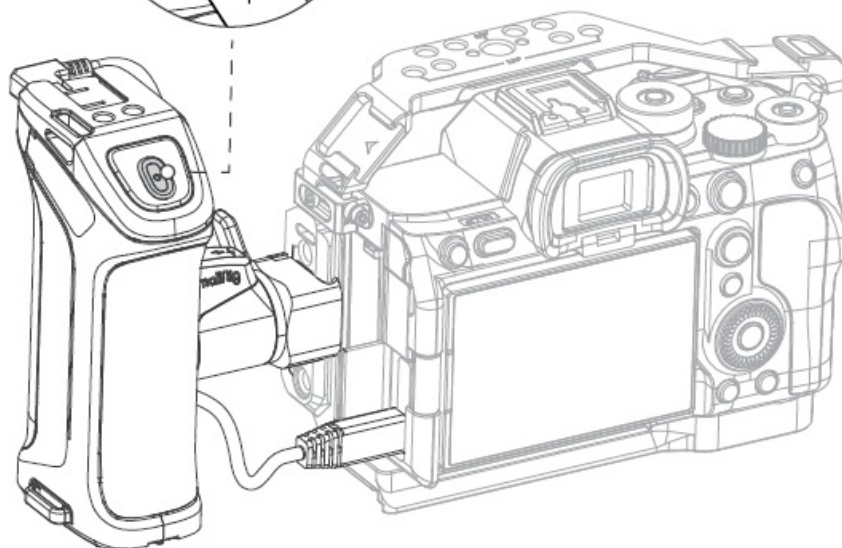


The package does not include the camera and cage.

3



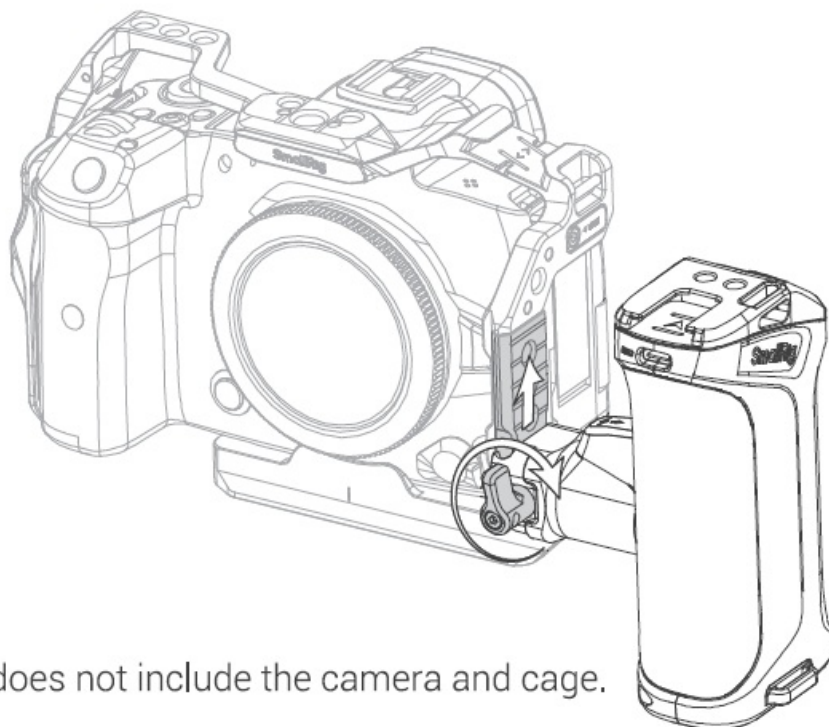
Long press for two seconds



Canon / Blackmagic Design Cameras Installation steps

Blackmagic Design

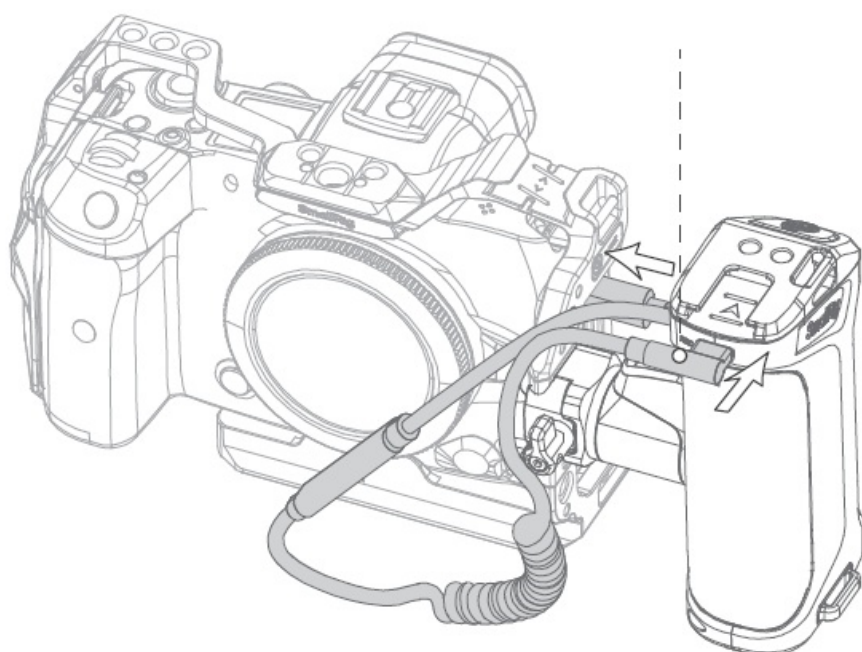
1



The package does not include the camera and cage.

2

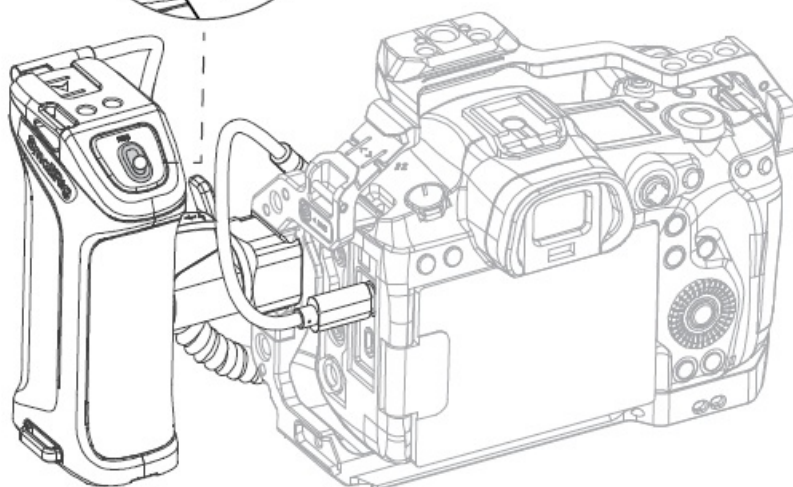
Control Cable for Canon / Blackmagic Design



3



Long press for two seconds



When not using this product for a long time, please long press the power button to turn off or remove the battery.

Indicator Light Instructions

Indicator Light Status	Instructions
Green light always on	Battery level 2: 20% or fully charged
Red light always on	Battery level< 20% or charging
Red light flashes slowly (1 time/1S)	Battery level<10%
Red light flashes fast (1 time/0.1S)	Overcurrent reminder (abnormality), automatically enter the protection state until the abnormality is lifted Check whether the operating power of the device connected to the USB-C Power & Charging Port exceeds the maximum output power of the Handle, if it does, stop using the Handle to power the device. If not exceeded, try reconnecting the device.
Indicator light off	Battery level at 0% or not connected to a power source.

Specifications

3893

Input IDIA	5V-3A, 9V-2.22A, 12V-1.67A, 20V-1A
Output	5V-3A, 9V-2.22A, 12V-1.67A, 15V-1.33A, 20v-1A
Operating Temperature	0°C – 40°C / 32°F – 104°F
Operating Humidity	10%- 90%RH (no condensing)
Product Dimensions	4.5 X 2.2 X 3.3in 115.3 x 56.7 x 85.0mm
Product Weight	11.0 ± 0.2oz 312.0 ± 5.0g

5235

Input	5V-3A, 9V-2.22A, 12V-1.67A, 20V-1A
Output	5V-3A, 9V-2.22A, 12V-1.67A, 15V-1.33A, 20v-1A
Operating Temperature	0°C – 40°C / 32°F – 104°F
Operating Humidity	10%- 90%RH (no condensing)
Product Dimensions	4.5 x 2.2 x 3.31n 115.3 x 56.7 x 85.0mm
Product Weight	11.8 ± 0.2oz 336.0 ± 5.0g

- GB 4943.1-2022
- Manufacturer Email: support@smallrig.com
- Manufacturer. Shenzhen Leqi Innovation Co., Ltd.
- LQ-P1402-18
- Add: Rooms 101, 701, 901, Building 4 Gonglianfuji Innovation Park, No. 58, Ping'an Road,
- Dafu Community, Guanlan Street, Longhua District, Shenzhen, Guangdong, China.

Made in China

Documents / Resources

	<p>SmallRig 3893, 5235 Rotating Side Handle with Trigger REC [pdf] Instruction Manual</p> <p>3893, 5235, 3893 5235 Rotating Side Handle with Trigger REC, 3893 5235, Rotating Side Handle with Trigger REC, Side Handle with Trigger REC, Handle with Trigger REC, Trigger REC, REC</p>
--	---

References

- [User Manual](#)

[Manuals+](#), [Privacy Policy](#)

This website is an independent publication and is neither affiliated with nor endorsed by any of the trademark owners. The "Bluetooth®" word mark and logos are registered trademarks owned by Bluetooth SIG, Inc. The "Wi-Fi®" word mark and logos are registered trademarks owned by the Wi-Fi Alliance. Any use of these marks on this website does not imply any affiliation with or endorsement.