




# SM Tek Group GBW2 4-In-1 Combo LED Gaming Kit User Manual



[Home](#) » [SM Tek Group](#) » SM Tek Group GBW2 4-In-1 Combo LED Gaming Kit User Manual 



**4-In-1 COMBO**  
**LED GAMING KIT: KEYBOARD. HEADSET. MOUSE. LED STRIP**



**GBW2**  
**User Manual**



## Contents

- [1 INTRODUCTION](#)
- [2 PACKAGE CONTENTS](#)
- [3 PRODUCT OVERVIEW](#)
- [4 SPECIFICATIONS & FEATURES](#)
- [5 HOW TO USE](#)
- [6 CARE AND SAFETY](#)
- [7 Documents / Resources](#)
- [8 Related Posts](#)


## INTRODUCTION

Gaming is a form of stress release for most gamers. Nothing is more relaxing than sitting down in your chair, putting on your headphones, and picking up that controller, only to tune out the rest of the world and immerse yourself in a different one. gaming can be an expensive hobby, but it doesn't need to be any longer. With this 4-1 gaming set, you get a keyboard, a mouse, a headset with a mic, and a LED strip with a remote. Light up your setup with RGB colors to make the experience a relaxing vibe.

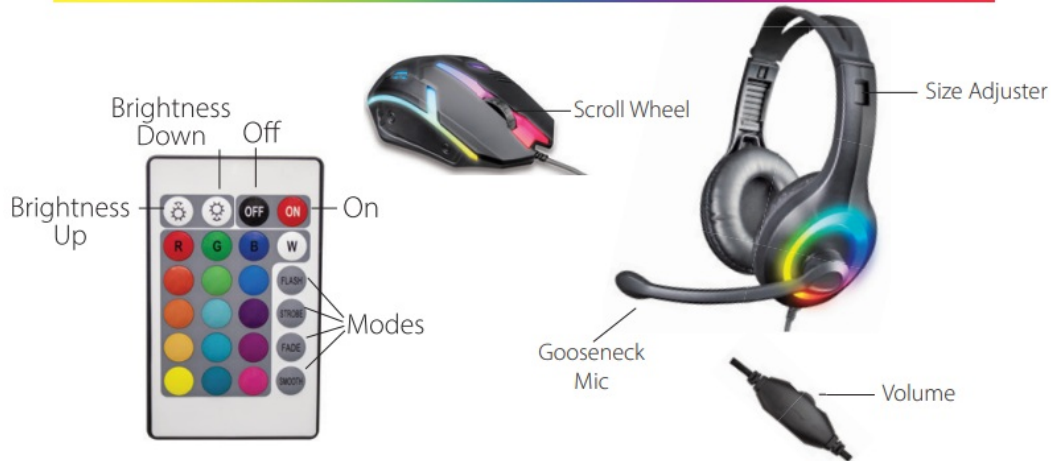
## PACKAGE CONTENTS

- 1x Keyboard
- 1x Gaming Mouse
- 1x Headset with Mic
- 1x LED Strip
- 1x Remote

## PRODUCT OVERVIEW



LED Button



## SPECIFICATIONS & FEATURES

### KEYBOARD

- Interface: Compatible with USB 1
- Cable length: 4.5 feet
- Dimensions: 17.2 x 5 x i.3 inches
- Keys: 104
- Material: ABS
- Key life: S Million times

### MOUSE

- IC: 8733
- DPI: 1000
- Key buttons: 3 keys
- Cable length: 5 feet
- Material: ABS
- Ergonomic design for comfy gaming

### HEADSET

- Driver: 40mm
- Cable length: 6 feet
- Sensitivity: -40DB±2DB

- Voltage: 45mV
- Impedance: 320±15%

## **LED STRIP**

- 6 feet long RGB
- Remote Included

## **OVERALL**

- Compatible with PC / MAC PlayStation / Xbox
- High-quality audio for a more immersive experience

## **HOW TO USE**

### **Keyboard**

1. First, plug in the keyboard using the USB port and plug it into the back end of a computer with the proper port
2. Go to your settings and make sure that your computer can locate the device and make it your starter keyboard
3. You should be able to use the keyboard immediately

### **Mouse**

1. Plug your mouse into the USB port next to the keyboard that way everything is neat and organized
2. The mouse should be available for use immediately. If there are issues, go to settings and make sure it is located

### **Headset**

1. First, plug-in headphones into the computer audio jack
2. Make sure the computer can locate the headphones in the settings as well
3. The headset should immediately be ready for use 4) Small red wheel on the side is for the volume adjustment

### **LED Strip**

1. First, plug-in lights to a nearby outlet
2. Use the adhesive backing to a place where you desire
3. Use the remote to turn on and off and other options

## **CARE AND SAFETY**

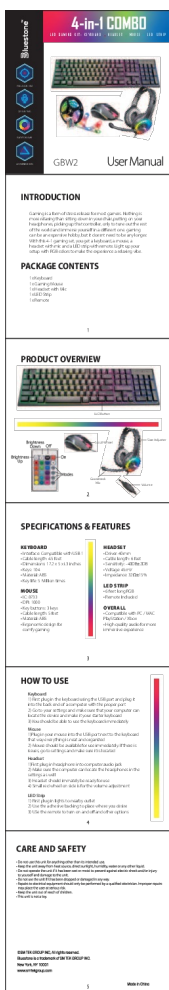
- Do not use this unit for anything other than its intended use.
- Keep the unit away from heat sources, direct sunlight, humidity, water, or any other liquid.
- Do not operate the unit if it has been wet or moist to prevent electric shock and/or injury to yourself and

damage to the unit.

- Do not use the unit if it has been dropped or damaged in any way.
- Repairs to electrical equipment should only be performed by a qualified electrician. Improper repairs may place the user at serious risk
- Keep the unit out of reach of children.
- This unit is not a toy.

(c)SM TEK GROUP INC, All rights reserved.  
Bluestone is a trademark of SM TEK GROUP INC.  
New York, NY 10001  
[www.smtekgroup.com](http://www.smtekgroup.com)  
Made in China

## Documents / Resources



[SM Tek Group GBW2 4-In-1 Combo LED Gaming Kit \[pdf\] User Manual](#)  
GBW2, 4-In-1 Combo LED Gaming Kit, GBW2 4-In-1 Combo LED Gaming Kit, Combo LED Gaming Kit, LED Gaming Kit, Gaming Kit, Kit

