




## SM Tek Group GBW1 4-In-1 Combo LED Gaming Kit User Manual





[Home](#) » [SM Tek Group](#) » SM Tek Group GBW1 4-In-1 Combo LED Gaming Kit User Manual 



**4-in-1 COMBO  
LED GAMING KIT: KEYBOARD HEADSET MOUSE MOUSEPAD**



## GBW 1 User Manual

	PRECISION AIM
	QUALITY MIC
	RGB BACKLIGHT
	BOOM MIC

### Contents

- [1 INTRODUCTION](#)
- [2 PACKAGE CONTENTS](#)
- [3 PRODUCT OVERVIEW](#)
- [4 SPECIFICATIONS & FEATURES](#)
- [5 HOW TO USE](#)
- [6 CARE AND SAFETY](#)
- [7 Documents / Resources](#)
- [8 Related Posts](#)

## INTRODUCTION

Gaming is a form of stress release for most gamers. Nothing is more relaxing than sitting down in your chair, putting on your headphones, and picking up that controller, only to tune out the rest of the world and immerse yourself in a different one. gaming can be an expensive hobby, but it doesn't need to be any longer. With this 4-1 gaming set, you get a keyboard, a mouse, a headset with a mic, and a mousepad. Light up your setup with bright RGB colors to make the experience a relaxing vibe.

## PACKAGE CONTENTS

1x Keyboard  
1x Gaming Mouse  
1x Headset with Mic  
1x Mousepad

## PRODUCT OVERVIEW



## SPECIFICATIONS & FEATURES

### KEYBOARD

- Interface: Compatible with USB 1
- Cable length: 4.5 feet
- Dimensions: 17.2 x 5 x 1.3 inches
- Keys: 104
- Material: ABS
- Key life: 5 Million times

### MOUSE

- IC: 8733
- DPI: 1000
- Key buttons: 3 keys
- Cable length: 5 feet
- Material: ABS
- Ergonomic design for comfy gaming

### HEADSET

- Driver: 40mm
- Cable length: 6 feet
- Sensitivity -40DB±2DB
- Voltage: 45mV
- Impedance: 320±15%

## **MOUSEPAD**

- Size: 8.2 x 8.6 inches

## **OVERALL**

- Compatible with PC / MAC PlayStation / Xbox
- High-quality audio for a more immersive experience

## **HOW TO USE**

### **Keyboard**

1. First, plug in the keyboard using the USB port and plug it into the back end of a computer with the proper port
2. Go to your settings and make sure that your computer can locate the device and make it your starter keyboard
3. You should be able to use the keyboard immediately after setting all of this up.

### **Mouse**

1. Plug your mouse into the USB port next to the keyboard that way everything is neat and organized
2. Mouse should be able to be used immediately. If you're having issues, go to your computer settings and make sure it is located by the computer
3. The DPI button located on the mouse controls the speed of your mouse cursor


### **Headset**

1. First plug headphones into the computer audio jack
2. Make sure the computer can locate the headphones in the settings as well
3. Headset should immediately be ready for use 4) Small red wheel on side is for the volume adjustment

## **CARE AND SAFETY**

- Do not use this unit for anything other than its intended use.
- Keep the unit away from heat sources, direct sunlight humidity, water, or any other liquid.
- Do not operate the unit if it has been wet or moist to prevent electric shock and/or injury to yourself and damage to the unit
- Do not use the unit if it has been dropped or damaged in any way.
- Repairs to electrical equipment should only be performed by a qualified electrician. Improper repairs may place the user at serious risk
- Keep the unit out of reach of children.
- This unit is not a toy.

## Documents / Resources



[SM Tek Group GBW1 4-In-1 Combo LED Gaming Kit \[pdf\] User Manual](#)  
GBW1, 4-In-1 Combo LED Gaming Kit, GBW1 4-In-1 Combo LED Gaming Kit, Combo LED Ga  
ming Kit, LED Gaming Kit, Gaming Kit