



SLV 1007672 One Cube Up Down LED Instruction Manual

[Home](#) » [SLV](#) » SLV 1007672 One Cube Up Down LED Instruction Manual 


Contents

- [1 SLV 1007672 One Cube Up Down LED](#)
- [2 Operating Manual PART B](#)
- [3 Care / Storage](#)
- [4 Installation](#)
- [5 Electrical connection](#)
- [6 Documents / Resources](#)
 - [6.1 References](#)



SLV 1007672 One Cube Up Down LED



-  The installation requires expert knowledge and may be carried out only by an approved electrician under consideration of local and national regulations!
- The light source is only exchangeable by a professional. The separate control unit is only exchangeable by a professional.



- Technical Details are subject to change

Operating Manual PART B

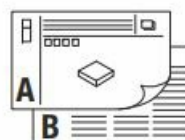
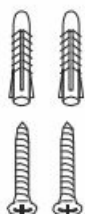


ta: -25°C ...35°C



1007665	220V -240V ~50/60Hz	80W	Down: 4000 lm	3000K	CRI>90	Ø 80,5 x 4,2 cm	3,80 kg
1007666			Up: 2000 lm				
1007671			Down: 4300 lm	4000K			
1007672			Up: 2200 lm				

Tools Required



Pendant Light

- Disconnect the product from the mains and let it cool down.
- Clean external surfaces regularly with a slightly moistened (water) cloth.
- Store dry and clean.


Installation

- Switch off mains / fixed connection cable!
- Use only described accessories.
- Use only suitable fastening materials.
- Only suited for ceiling surface mounting.
- Install as shown in the figure.
- Adjust the pendant length of the wires with the wire fixer.
- Adapting the pendant cable: Loosen strain relief (A).
- Push the pendant cable into the canopy.
- Secure the strain relief. The pendant cable may not be strained.
- Suitable Dimmer: DALI dimmer / light control. Note the manufacturer`s instructions.

Electrical connection

- Equip flexible wire ends with suitable wire ferrules!
- Live conductor
- Terminal L
- Neutral conductor
- Terminal N
- Protective conductor
- Earth terminal
- Dali control wires
- Terminals DA
- Check secure fixation and proper function!

Documents / Resources



[SLV 1007672 One Cube Up Down LED](#) [pdf] Instruction Manual

1007672 One Cube Up Down LED, 1007672, One Cube Up Down LED, Cube Up Down LED, Up Down LED, Down LED, LED

References

- [User Manual](#)

