

Slevnyen JLY333 WiFi Dash Cam with Smart Phone App Instruction Manual

Slevnyen JLY333 WiFi Dash Cam with Smart Phone App

Contents

- [1 Mobile app Download](#)
- [2 Installation Steps Of Recorder](#)
- [3 App Instructions](#)
- [4 Product Parameters](#)
- [5 Documents / Resources](#)
- [6 Related Posts](#)

Mobile app Download

Android



iPhone




Please scan the QR code above to download the mobile app

Or search Google play or app store for “GoLook”



After starting the car to make the recorder work, Find the WiFi named with “fvDvr ...” or “HimDvr. ...” in the phone setting Enter the default password 12345678 to connect. The connection is complete

When finished, enter the app, the time of the recorder will be synchronized with the time of the current mobile phone. In addition, enter the recorder setting option and select “format SD card”



Installation Steps Of Recorder

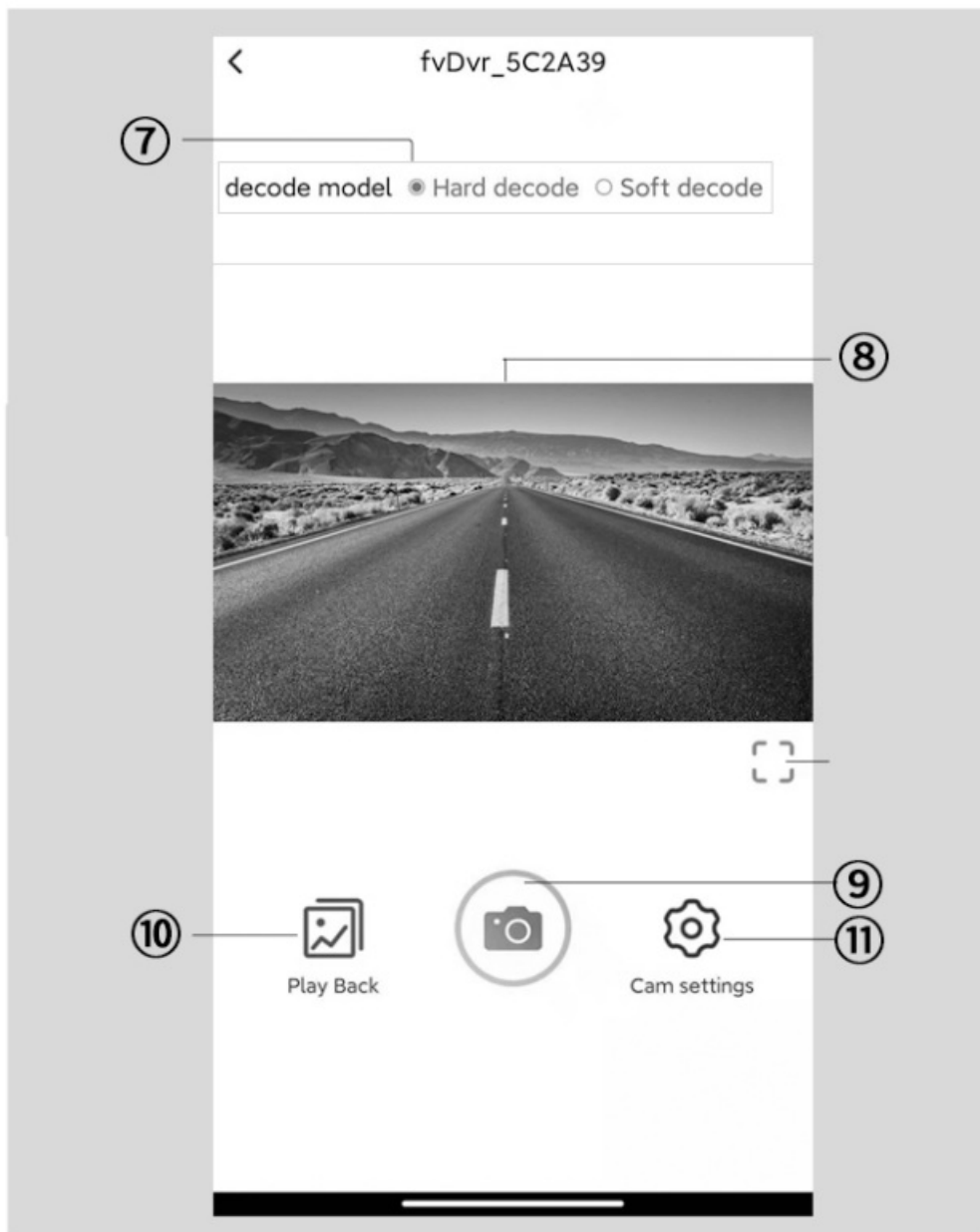


1. turn off the car engine.
2. insert the TF card into the recorder slot correctly. [note] please use a high-speed TF Card (class10 or above) with a capacity of not less than 8GB. The maximum capacity of the TF card is 128G B.
3. Connect the yellow cable of the dash cam to 12V power supply, red cable to ACC ignition control line, black cable to GND.

Start the car after connect correctly. When the indecision LED light on and flashing, the dash cam is ready in recording mode. Installation complete.

App Instructions






| | |
|----|-------------------------|
| 1 | WiFi name |
| 2 | Add WiFi dash camera |
| 3 | Remove WiFi dash camera |
| 4 | Device connection |
| 5 | APP settings |
| 6 | Album |
| 7 | Decoding mode |
| 8 | Screen display |
| 9 | Video playback |
| 10 | Start/stop recording |
| 11 | Recorder settings |

Product Parameters

| | |
|----------------------|--|
| Product name: | WiFi dash cam recorder |
| Power access: | Connecting fuse box With step-down wire |
| Rated voltage: | 12V |
| Lens: | F37 |
| Product resolution : | 1080P 30fps |
| Video coding: | H.265 |
| Material: | Plastics and Zinc Alloy |
| Storage mode: | TF card (maximum 64GB} recommended to use C10 or higher speed card |
| Product functions: | Build in Wifi & APP Connection, FHD 1080P Videos, Night Vision & WDR 170° Super Wide Angle, loop recording; 24-hour parking monitoring, G-Sensor, Hidden Design, one click photography, ADAS driving aid |
| Dimensions(LxWxH): | 3.35 x 1.57 x 1.38 inches |
| Weight: | 12.3 ounces |

Documents / Resources

| | |
|---|--|
|  | Slevnyen JLY333 WiFi Dash Cam with Smart Phone App [pdf] Instruction Manual JLY333, JLY333 WiFi Dash Cam with Smart Phone App, WiFi Dash Cam with Smart Phone App |
|---|--|