



# SKYLOONG GK980 Plus RGB USB Plus Bluetooth 2.4G Triple Modes Keyboard Owner's Manual

[Home](#) » [SKYLOONG](#) » SKYLOONG GK980 Plus RGB USB Plus Bluetooth 2.4G Triple Modes Keyboard Owner's Manual 

## SKYLOONG GK980 Plus RGB USB Plus Bluetooth 2.4G Triple Modes Keyboard Owner's Manual



### Contents


- [1 Mode switch function](#)
- [2 Fn function](#)
- [3 Backlight Settings \(can not modify\)](#)
- [4 Wireless Control](#)
- [5 2.4g receiver](#)
- [6 Keyboard indicator](#)
- [7 Knob function](#)
- [8 Documents / Resources](#)
- [9 Related Posts](#)

## Mode switch function

### Switch 1

Pull it to Win, it is Win mode Win(rMac Pul it to Mac, it is Mac mode

### Switch 2

Pull it to BT, it is BT mode  Pull it to 2.4, it is 2.4g mode USB wired mode in the middle I Turn off the




battery.

## Fn function








key	function	key	function
FN + Backspace	Del	FN+Pgup	Home
FN+Del	Insert	FN+Pgup	End
FN+F1~F12	F1~F12	FN+Prtsc	Pause

## Backlight Settings (can not modify)

key	function	key	function
FN+9(	 Backlight ON/OFF	FN+	 Backlight brightness –
FN+0)	 Light effects pause/play	FN+	 Backlight brightness +
FN+~_	 Backlight mode 1-5	FN+	 Backlight effects speed-
FN+=+	 Backlight mode 6-9	FN+	 Backlight effects speed+

FN+Win	 Lock/Unlock Win key	FN + 4\$	 Turn off/on the charging indicator low voltage alarm
FN+L-Ctrl	 Backlight and wireless sleeping time setting LED on FI : 5 minutes, F2:10minutes.....F9:45minutes, F10 never sleep.		

## Wireless Control

Key	Function	
FN + 1!	 1 Long press: The red&blue LED of 11 keycap will flash, The  1 bluetooth equipment can be paired.	Press: The keyboard will connect the  1 BT equipment or disconnect
EN + 2@	 2 Long press: The red&blue LED of 20 keycap will flash, The  2 bluetooth equipment can be paired.	Press. The keyboard will connect the  2 BT equipment or disconnect.
EN + 3#	 Long Press: for 3 seconds into 2.4 g equipment, enter the search device the red & green LED of 3# keycap wil flash, pairing search time is 20 seconds, the keyboard with dongle can be paired, the keyboard wil connect while 3# light green 0• LED, 2 seconds into current light effect, the code has been successfully matched and can be used directly. 2.4g Press: 2.4 g mode. Or disconnect 2.4g, into USB or bluetooth mode If no any other connect, keyboard will go to sleep.	
FN + Space	In BT or 2.4g mode, Plug USB cable can quickly switch USB mode and wireless mode, easy to connect between multiple devices It does not respond if there is no USB connection.	
<p><b>Note:</b> If the Mess pairing timed out or failed, please re-pair, if the bluetooth pairing is successful on the equipment, but the keyboard can not work still, Please delete this keyboard in the Bluetooth list, Turn off bluetooth of your PC or Mobile , restart the keyboard, and re-pair.</p>		

## 2.4g receiver



## Keyboard indicator

○

**1** Num Lock

○

**A** Caps Lock

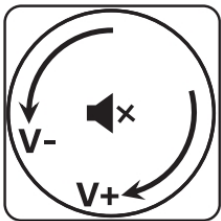
○

**M** Win Lock & other

## Knob function

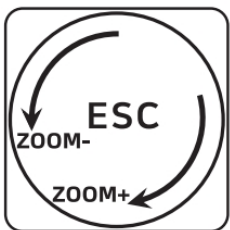
(6 PCS switches can be replaced to knobs, Install one knob by default)

### Standard Knob Settings



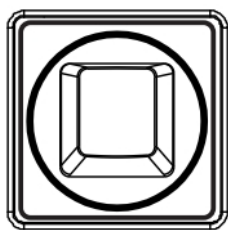
1. Turn left : Volume —
2. Turn right : Volume +
3. Press: Mute

**Knob function can be modified by the driver e.g. picture zoom in and zoom out.**







1. Turn left: Zoom —
2. Turn right: Zoom+
3. Press: ESC

### Knob/Switch Position



**Mode function settings** (User can modify the settings by the driver,download and save to the keyboard.)

Key	<b>Win mode</b> (Win mode can modify on layer 1)	<b>Mac mode</b> (Mac mode can modify on layer 2)
F1	F1	Screen brightness — for Mac (FN+F1=F1)
F2	F2	Screen brightness + for Mac (FN+F2=F2)
F3	F3	for Mac (FN+F3=F3)
F4	F4	for Mac (FN+F4=F4)
F5	F5	One click call Siri for Mac (FN+F5=F5)
F6	F6	Screenshot for Mac (FN+F6=F6)
F7	Previous (FN+F7=F7)	Previous (FN+F7=F7)
F8	Play/Pause (FN+F8=F8)	Play/Pause (FN+F8=F8)
F9	Next (FN+F9=F9)	Next (FN+F9=F9)
F10	Mute (FN+F10=F10)	Mute (FN+F10=F10)
F11	Volume — (FN+F11=F11)	Volume — (FN+F11=F11)
F12	Volume 4- (FN+F12=F12)	Volume 4- (FN+F12=F12)

	Ctrl	Control
	Win	option
	Alt	command
	Alt	command
	Ctrl	Control

Mac APP downlode Address: <http://www.jikedingzhi.com/downloadlist?driverID=41>



Documents / Resources

	<p><a href="#">SKYLOONG GK980 Plus RGB USB Plus Bluetooth 2.4G Triple Modes Keyboard</a> [pdf] Own er's Manual</p> <p>GK980 Plus, RGB USB Plus Bluetooth 2.4G Triple Modes Keyboard, GK980 Plus RGB USB Plu s Bluetooth 2.4G Triple Modes Keyboard, Bluetooth 2.4G Triple Modes Keyboard, 2.4G Triple M odes Keyboard, Triple Modes Keyboard, Keyboard</p>
---	--

[Manuals+](#).