



SKYLOONG 61 Key V2 Series RGB USB plus Bluetooth 2 Mode Keyboard User Guide

[Home](#) » [SKYLOONG](#) » SKYLOONG 61 Key V2 Series RGB USB plus Bluetooth 2 Mode Keyboard User Guide 

Contents

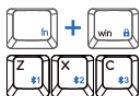
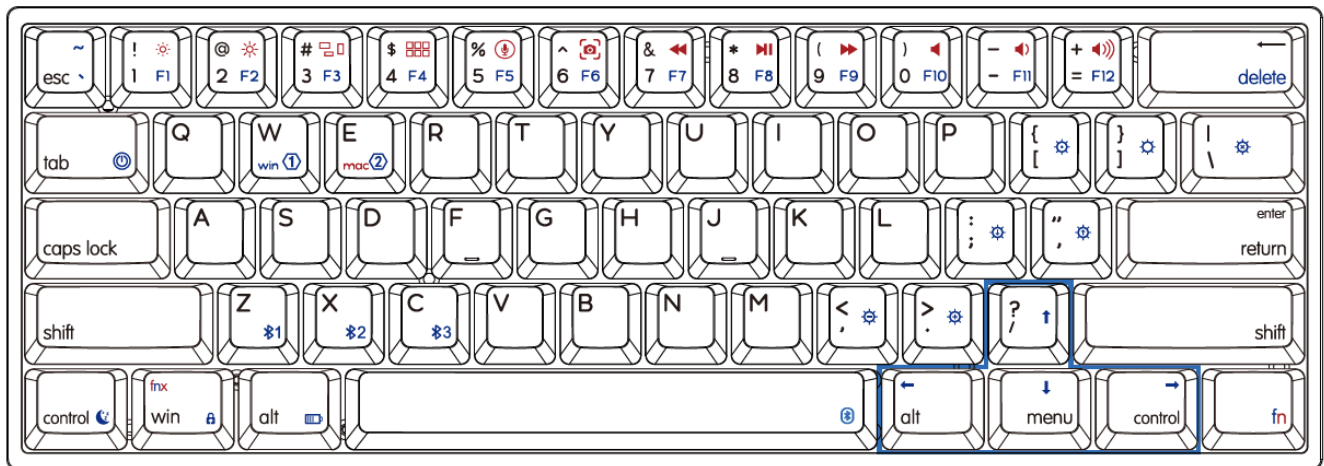
- [1 SKYLOONG 61 Key V2 Series RGB USB plus Bluetooth 2 Mode Keyboard](#)
- [2 OVERVIEW](#)
- [3 Define mode](#)
- [4 Backlight settings](#)
- [5 Bluetooth settings](#)
- [6 System Control](#)
- [7 Combination function](#)
- [8 Direction Key](#)
- [9 Keys and backlights can be user-defined by the driver](#)
- [10 MAC APP Download address](#)
- [11 MODELS](#)
- [12 Documents / Resources](#)
- [13 Related Posts](#)

SKYLOONG

SKYLOONG 61 Key V2 Series RGB USB plus Bluetooth 2 Mode Keyboard



OVERVIEW



fn tips: Unlock/Lock the WIN key, prevent windows start pop-ups in the game.



fn tips: fn+space ON/OFF the BT mode, link to USB mode.

Bluetooth condition: Z, X, C one of blue led is flashing, the keyboard is connecting the BT equipment.

fn tips: If you are not sure which mode the keyboard is in now, press fn key and observe what LED is on to confirm.

fn tips: Double-click fn to light FN's white LED, They become independent directional keys, click fn again restore fn hold function, and white LED off,

fn/fnx tips:

The default fn function is not so good? Set your own fnx Function For example, in the Win mode:

fn + 7 = F7,	fnx + 7 = ⬅
fn + 8 = F8,	fnx + 8 = ⬅
fn + 9 = F9,	fnx + 9 = ➡
.....	









Wired item: GK61/SK61/AK61

U+B 2mode item: GK61S/SK61S/AK61S











fn function description (Double-click FN to light FN's white LED, FN function is held, click FN again to escape from holding status).

Define mode

Backlight settings

Key	Function
FN + \	 Backlight ON/OFF
FN + ,<	 Backlight brightness –
FN + .>	 Backlight brightness +
FN + P	 Light effect pause/play
FN +]}	 Backlight mode 1–5 (Can modify)
FN + [{	 Backlight mode 6–9
FN + ;:	 Backlight Effect Speed –
FN + ’”	 Backlight Effect Speed +







Bluetooth settings

Key	Function
FN + Space	 <u>Bluetooth ON/OFF switch</u> Link to USB mode or the last BT equipment.
FN + Z	 <u>Long press: The red&green LED of Z keycap will flash, The  bluetooth equipment can be paired.</u> Press: The keyboard will connect the  BT equipment or disconnect.
FN + X	 <u>Long press: The red&green LED of X keycap will flash, The  bluetooth equipment can be paired.</u> Press: The keyboard will connect the  BT equipment or disconnect.
FN + C	 <u>Long press: The red&green LED of C keycap will flash, The  bluetooth equipment can be paired.</u> Press: The keyboard will connect the  BT equipment or disconnect.

Note: If the Bluetooth pairing timed out or failed, please re-pair; if the bluetooth pairing is successful on the equipment, but the keyboard cannot work still, Please delete this keyboard in the Bluetooth list, Turn off bluetooth of your PC or Mobile , restart the keyboard, and re-pair.


















Only for bluetooth mode,(can not modify)

System Control

	Long press the  label at the bottom of the Bluetooth dual-mode optical keyboard for 3 seconds to turn on/off keyboard, wired version doesn't have this function.
FN + Tab 	Long press FN+Tab  3 seconds to on/off the Bluetooth dual-mode mechanical keyboard, wired version doesn't have this function.
FN + atl 	Turn off/on the charging indicator, low voltage alarm, the wired version does not have this function.
FN + control 	Keyboard's sleep time setting, white LED on 0: never sleep, 1: 5 minutes, 2: 10 minutes..... 9: 45 minutes to sleep.

(Cannot modify)

Combination function

Key	Mac mode function	Win mode function
FN + 1	 Screen brightness – for Mac	F1
FN + 2	 Screen brightness + for Mac	F2
FN + 3	 for Mac	F3
FN + 4	 for Mac	F4
FN + 5	 One click call Siri for Mac	F5
FN + 6	 Screenshot for Mac	F6
FN + 7	 Previous	F7
FN + 8	 Play/Pause	F8
FN + 9	 Next	F9
FN + 0	 Mute	F10
FN + -	 Volume –	F11
FN + =	 Volume +	F12
FN + 	delete	delete
FN + Win	 Lock/Unlock Win key	 Lock/Unlock Win key
FN + Esc		FN + Shift + Esc 

(Reference Settings can be modified by the driver)

Direction Key

Key	Function	Key	Function
FN + menu	↓	FN + /?	↑
FN + alt	←	FN + control	→

(Reference Settings, can be modified by the driver)

Keys and backlights can be user-defined by the driver



Win version Driver download address

<http://www.jikedingzhi.com/downloadlist?driverID=41>









Home Optical axis keyboard customized product Evaluation community download Partner contact us

log in | registered

Driver download

Other Products

GK6Xplus search for

	GK6XPlus Driver V6.0.0.39 Updated:2020-12-16	download	▼
	GK6XPlus Driver V6.0.0.38 Updated:2020-12-10	download	▼
	GK6XPlus Driver V6.0.0.37 Updated:2020-11-24	download	▼
	GK6XPlus Driver V6.0.0.36 Updated:2020-11-10	download	▼
	GK6XPlus Driver V6.0.0.35 Updated:2020-09-21	download	▼
	GK6XPlus Driver V6.0.0.34 Updated:2020-09-07	download	▼
	GK6XPlus Driver V6.0.0.32 Updated:2020-07-29	download	▼
	GK6XPlus Driver V6.0.0.31 Updated:2020-06-15		▼

Since the first version of the driver was released in June 2017, our team has continuously updated over 20 versions. Download from the link. <http://www.jikedingzhi.com/downloadlist?driverID=41>

MAC APP Download address

<http://www.jikedingzhi.com/downloadlist?driverID=90>






Home Optical axis keyboard customized product Evaluation community download Partner contact us

log in | registered

Driver download

Other Products

GK6+Mac App search for

	GK6+Mac App V1.0.0.5 Updated:2021-05-17	download	▼
	GK6+Mac App V1.0.0.4 Updated:2021-04-19	download	▼
	GK6+Mac App V1.0.0.3 Updated:2021-03-19	download	▼
	GK6+Mac App V1.0.0.2 Updated:2021-02-27	download	▼
	GK6+Mac App V1.0.0.1 Updated:2020-11-28	download	▼

28th November2020 first launch


More information and services

please visit www.skyloong.com.cn

Scan the QR code on the right for more Information and services



MODELS



AK61S better for MAC GK1 PBT keycap



AK68 with Panda-themed keycaps



AK84 Roland Garros color silicone keycaps




GK61XS CNC wooden case DIY kit



GK21 Numeric pad kit



CNC case



Plate



SK96 silicone keycap camera mechanical keyboard



AK96L left hand version mechanical keyboard



GK68XS CNC Aluminium case DIY kit



GK73 Semi-permeable PC case DIY kit



Keycaps



Switches

Documents / Resources



[SKYLOONG 61 Key V2 Series RGB USB plus Bluetooth 2 Mode Keyboard](#) [pdf] User Guide
61 Key V2 Series RGB USB plus Bluetooth 2 Mode Keyboard, 61 Key, V2 Series RGB USB plus Bluetooth 2 Mode Keyboard, V2 Series RGB 2 Mode Keyboard, USB plus Bluetooth 2 Mode Keyboard, 2 Mode Keyboard, USB plus Bluetooth Keyboard, 61 Key Keyboard, Keyboard