




SKYDANCE WZS1 ZigBee 3.0 Constant Voltage LED Controller User Manual

[Home](#) » [SKYDANCE](#) » SKYDANCE WZS1 ZigBee 3.0 Constant Voltage LED Controller User Manual 

Contents

1 SKYDANCE WZS1 ZigBee 3.0 Constant Voltage LED Controller

2 Features

3 Technical Parameters

4 Mechanical Structures and Installations

5 App Operating Instructions


5.1 Use of Smart Panel

6 Documents / Resources

7 Related Posts



SKYDANCE WZS1 ZigBee 3.0 Constant Voltage LED Controller



Tuya APP cloud control/Philips HUE control/Voice control/1-5 color/DC power socket input

Features

- Used for control RGB, RGBW, RGB+CCT, color temperature or single color LED strip.
- DC power socket input and 1/2/3/4/5 channel constant voltage output.
- Tuya APP cloud control, support color and brightness adjust, delay turn on/off, timer run, scene edit, music play, sleep wake-up and biorhythms function.
- Philips HUE APP control by connect with Philips HUE bridge.
- Voice, control, support Alexa, Google, Amazon ECHO and Tmall Genie smart speaker.
- Can relay and route to each other, up to 15 hops.
- Match with Zigbee 3.0 remote or scene panel control optional.

Technical Parameters

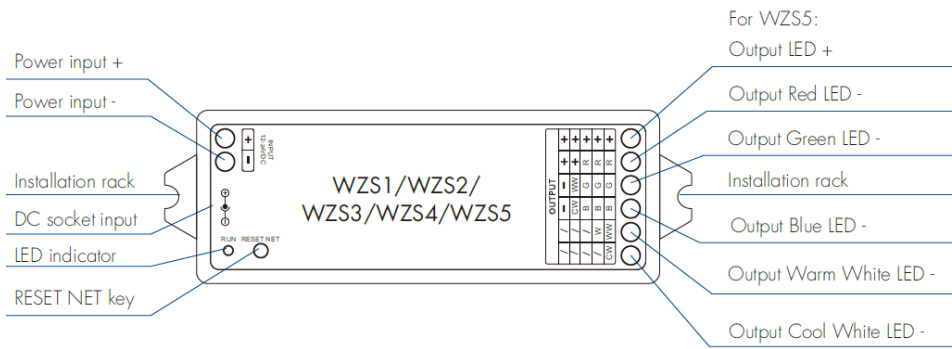
Input and Output					
Model No.	WZS1	WZS2	WZS3	WZS4	WZS5
Light type	Single color	CCT	RGB	RGBW	RGB+CCT
Output channel number	2	2	3	4	5
Input voltage	12-36VDC	12-36VDC	12-24VDC	12-24VDC	12-24VDC
Input current	10.5A	10.5A	12.5A	12.5A	15.5A
Output voltage	12-36VDC	12-36VDC	12-24VDC	12-24VDC	12-24VDC
Output current	2CH,5A/CH	2CH,5A/CH	3CH,4A/CH	4CH,3A/CH	5CH,3A/CH
Output power	2x(60-180)W	2x(60-180)W	3x(48-96)W	4x(36-72)W	5x(36-72)W
PWM Frequency	4KHz	4KHz	2KHz	2KHz	2KHz

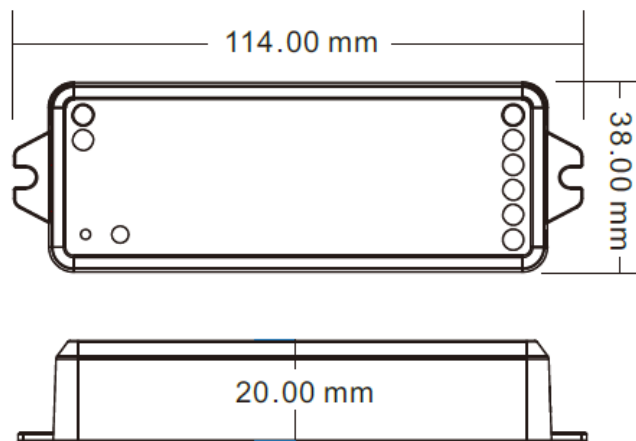
Dimming data	
Input signal	Zigbee 3.0
Control distance	30m (Barrier-free space)
Dimming gray scale	65536 (2 ¹⁶) levels
Dimming range	0 -100%
Dimming curve	Logarithmic

Safety and EMC	
EMC standard (EMC)	ETSI EN 301 489-1 V2.2.3
Safety standard(LVD)	EN 62368-1:2020+A11:2020
Radio Equipment(RED)	ETSI EN 300 328 V2.2.2
Certi cation	CE,EMC,LVD,RED
Warranty	
Warranty	5 years

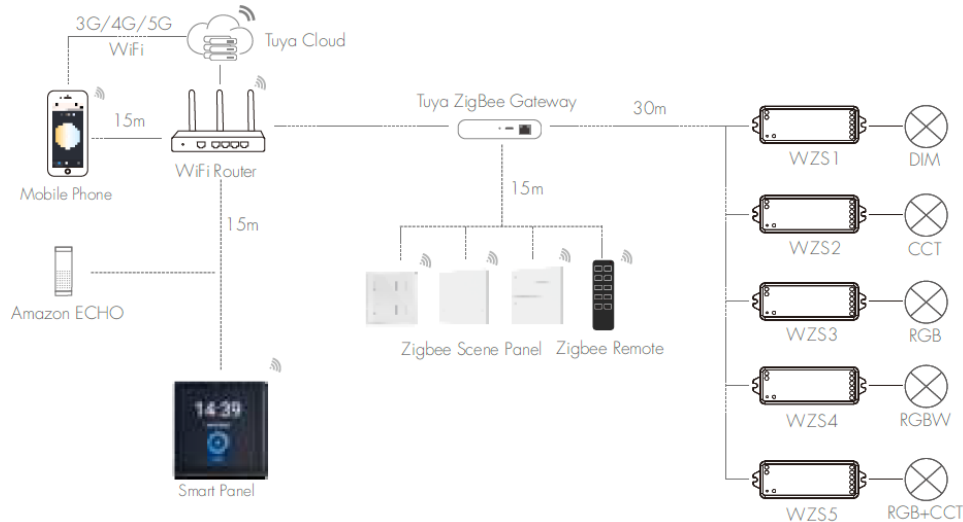
Package	
Size	L120 x W43 x H27mm
Gross weight	0.745kg
Environment	
Operation temperature	Ta: -30 OC ~ +55 OC
Case temperature (Max.)	T c:+85 OC
IP rating	IP20

Mechanical Structures and Installations





Note System wiring



1. The above distance is measured in spacious (no obstacle) environment, Please refer to the actual test distance before installation.
2. Users must use the Tuya ZigBee gateway for remote control and voice control (The smart panel integrate Zigbee gateway function).

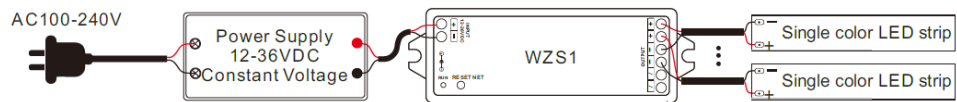
App Operating Instructions

1. Network pairing

- Download the Tuya APP and register an account, search and add the Tuya Zigbee gateway device.
- Quickly press the “RESET NET” button five times or repeat power on and off five times to clear the previous network connection, enter pairing mode with the output light breathes blinking.
- Under the gateway, search and add new device. If the network connection is successful, you can find ZBS-DIM, ZBS-CCT, ZBS-RGB, ZBS-RGBW or ZBS-RGB+CCT devices in Tuya APP.

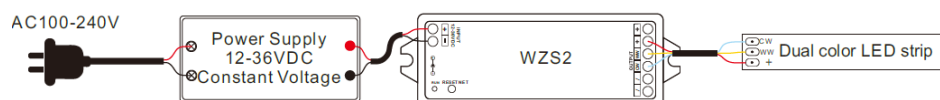
2. Lighting control settings and wiring diagram

After pairing the light device, click the device and change brightness and color by touch brightness slide and color wheel.



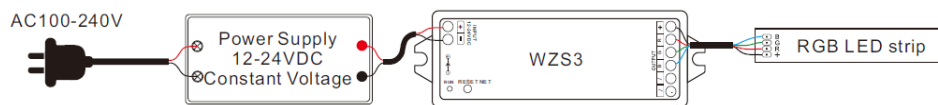
Dimming:

Touch brightness slide to adjust brightness.



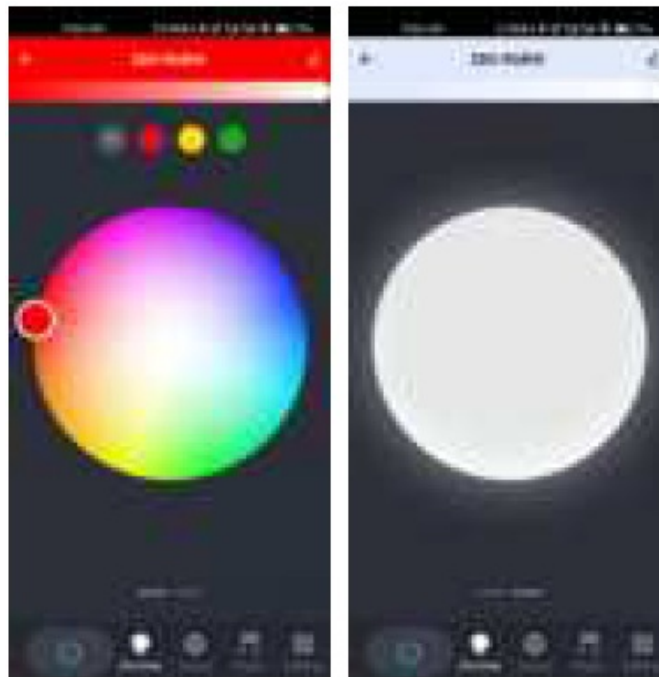
CCT dimming:

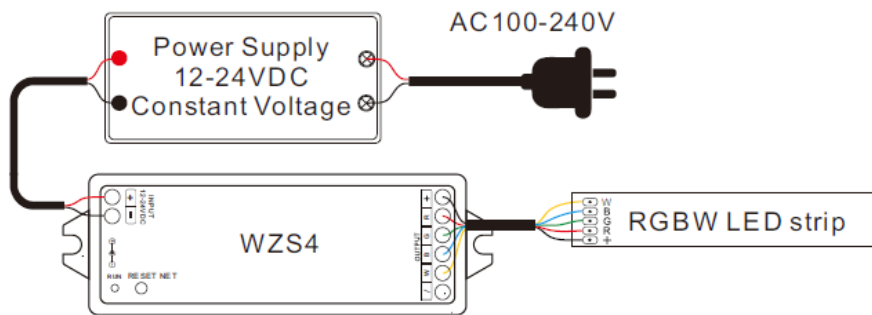
Touch color wheel to adjust color temperature. Touch brightness slide to adjust brightness. Up to 8 color shortcuts can be defined.



RGB dimming:

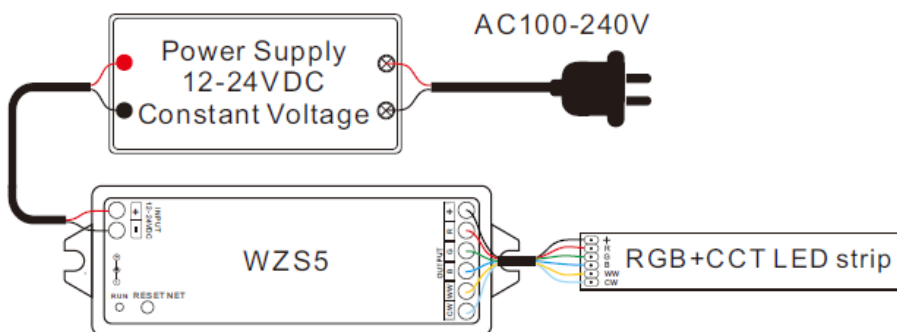
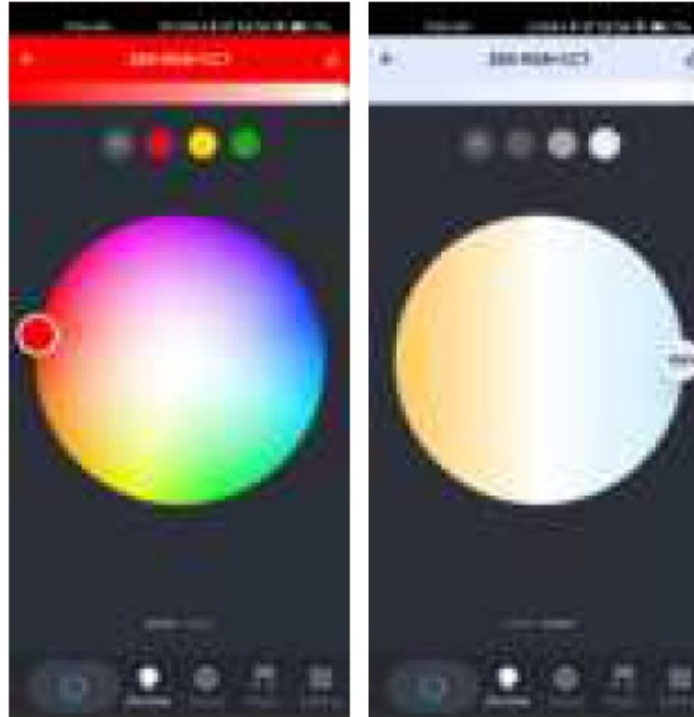
Touch color wheel to adjust static RGB color. Touch brightness slide to adjust color brightness. Up to 8 color shortcuts can be defined.





RGBW dimming :

Touch color wheel to adjust static RGB color. Touch brightness slide to adjust RGB color brightness or W brightness. Up to 8 color shortcuts can be defined.



RGB+CCT dimming :

Touch color wheel to adjust static RGB color or color temperature. Touch brightness slide to adjust RGB color brightness or CCT brightness. RGB and CCT all have up to 8 color shortcuts can be defined.




In "Scene", there are 8 scene can be recalled or customized.

In "Music", The music play can use smart phone music player or micro-phone as music signal input.

In "Setting", there are Plan, Schedule, Timer, Biorhythms, Power-on behavior functions.

Available Zigbee 3.0 remote and scene panel

Connect the remote, scene panel and LED controllers through the Zigbee gateway on Tuya APP firstly. There are 8 scenes in the Tuya APP, which can be set to lighting scenes or linkage scenes. Lighting scene is used for the overall control of multiple lamps, like the light adjustment of the entire room. Linkage scene is used for linkage control of different equipment, such lamps and curtains on and off together. After successful scene setting, you can use the remote and scene panel to control these LED controllers directly.



- R2(WZS)CCT remote



- TS4(WZS) 4 Scene Panel



- PK4(WZS) 4 Scene Panel



- PK8(WZS) 8 Scene Panel

Use of Smart Panel

- Connect the smart panel to WiFi network and open the Tuya APP to scan the QR code to binding.
- On the Tuya APP, under the smart panel, searching and adding one or more light devices.
- After adding light devices, users can set scene in the Tuya APP, and these scenes will be automatically synced to the smart panel.
- After setting successfully, users can control lights by touch color slide and recall scene on the smart panel screen directly .
- Main Screen



- All Devices



- Single color



- Color temperature interface



- RGB/RGBW/RGB+CCT interface




- Scene recall interface



Note:

1. The smart panel must use a 2.4GHz band router when connecting wireless networks.
2. Smart panel have Zigbee gateway function, no need for external gateway.
3. The smart panel connects up to 80 sub devices.

Documents / Resources

	<p>SKYDANCE WZS1 ZigBee 3.0 Constant Voltage LED Controller [pdf] User Manual WZS1, WZS2, WZS3, ZigBee 3.0 Constant Voltage LED Controller, Voltage LED Controller, Zig Bee 3.0 Constant LED Controller, LED Controller, Controller</p>
---	--

Manuals+.