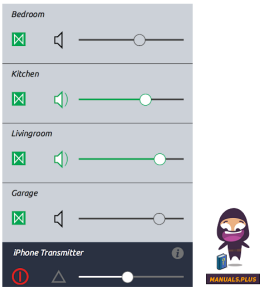


SKAA  
**cmd App**



# SKAA cmd App User Guide

[Home](#) » [SKAA](#) » SKAA cmd App User Guide 

Contents

1 SKAA cmd App

2 INTRODUCTION

3 USING INSTRUCTION

4 Product Specifications

5 Frequently Asked Questions (FAQ)

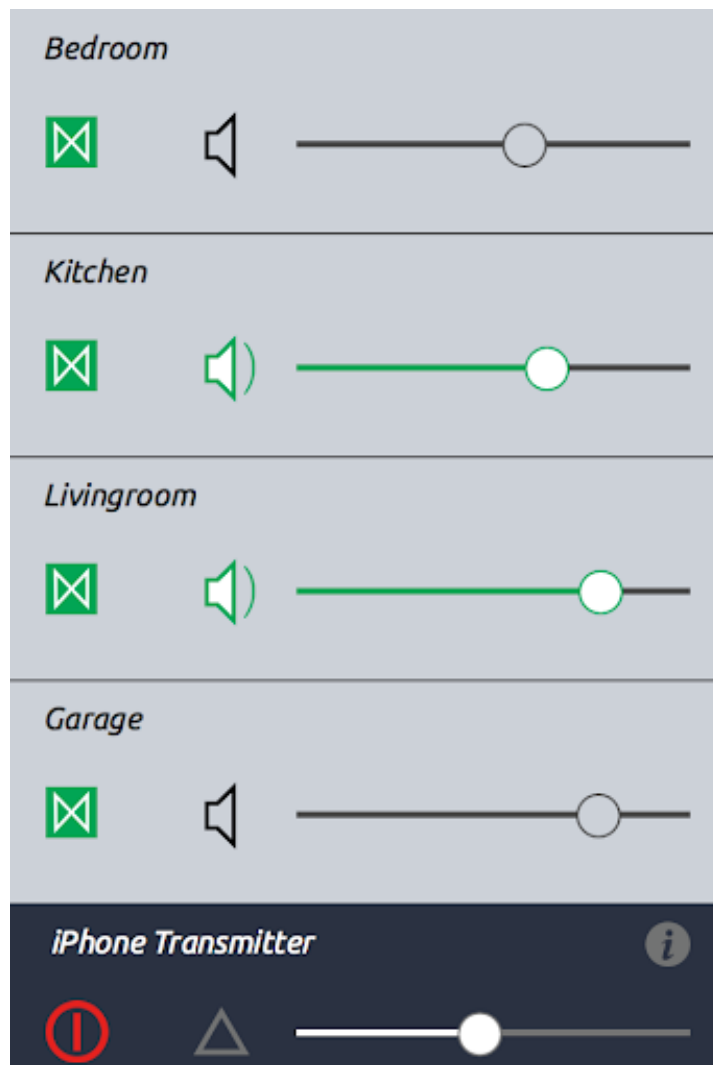
6 Documents / Resources

6.1 References

7 Related Posts

SKAA

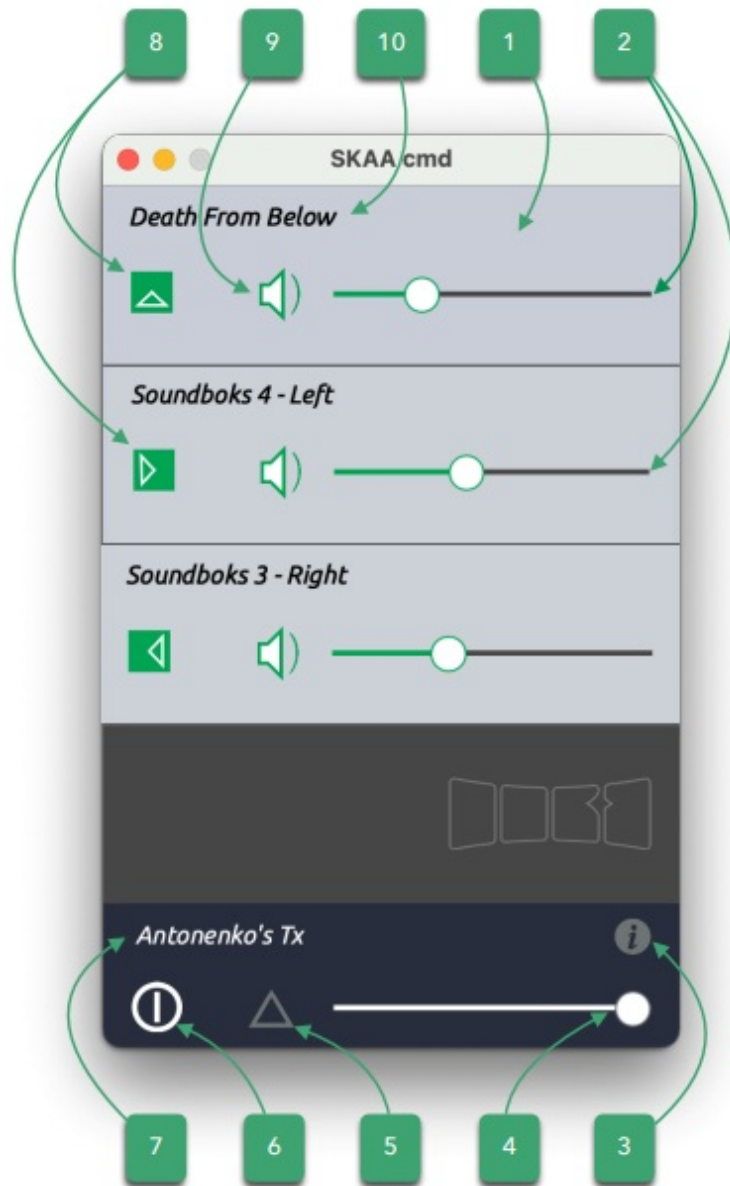
SKAA cmd App



## INTRODUCTION

SKAA cmd ("SKAA command") is The App You Don't Really Need. If you never download it, never install it, and never launch it, your DFB will still work just hunky dunky. But once you learn about what SKAA cmd can do, you might just want it... SKAA cmd adds a long list of features to your SKAA setup. Use it with Cassandra, Diz and Ursula transmitters. Add custom names to Receivers, easily mute any or all of your Receivers, adjust individual volumes, see which Receivers are Bonded to your Transmitter and more. The SKAA cmd App is available for iOS, Android, Mac, and Windows. Download it from Apple's App Store, Google Play, and at [SKAA.com/TLC](https://SKAA.com/TLC). Check out the SKAA cmd App User's Guide, also on [SKAA.com/TLC](https://SKAA.com/TLC).

## USING INSTRUCTION



1. Each Transmitter has 4 bays — you can Bond a single Receiver or a Cluster into each bay
2. Slide a fader to change the volume of a Receiver — its volume is also affected by No. 4.
3. Click the “i” ball to see the SKAA cmd app version and the Transmitter firmware version
4. Global volume control. This fader affects volume on all Bonded Receivers.
5. Mute Macro: clicking this triangle is a quick way to mute all Bonded Receivers. Click each Receiver’s speaker icon individually to unmute and get audio playing again.
6. Transmitter Power Mode
  - **RED:** Always ON
  - **GREY:** Always OFF
  - **WHITE:** ON only when there is audio
7. Click to edit the name of your Transmitter
8. Audio Routing: The Green Bond Block lets you choose whether a Receiver is playing Left, Right, Mono Mix or Stereo audio. Since DFB is a single-channel device, the stereo option is hatched out (disabled in DFB). From the factory, DFB is configured for Mono Mix audio (that’s the icon with a downward firing speaker). Make one DFB Left and another DFB Right if you want stereo subs.
9. Click to mute this Receiver. Click again to unmute.
10. Click to edit the name of your Receiver

## Product Specifications

- **Product Name:** SKAA cmd
- **Compatibility:** iOS, Android, Mac, Windows
- **Features:** Add custom names to Receivers, mute individual or all Receivers, adjust volumes, view bonded Receivers, and more
- **Available at:** Apple's App Store, Google Play, SKAA.com/TLC

## Frequently Asked Questions (FAQ)


### Q: Where can I download the SKAA cmd App?

A: The SKAA cmd App is available for download on Apple's App Store, Google Play, and at SKAA.com/TLC.

### Q: What devices are compatible with the SKAA cmd App?

A: The SKAA cmd App is compatible with iOS, Android, Mac, and Windows devices.

## Documents / Resources

	<a href="#">SKAA cmd App</a> [pdf] User Guide cmd App, cmd, App
--	--

## References

- [User Manual](#)

### Manuals+, Privacy Policy

This website is an independent publication and is neither affiliated with nor endorsed by any of the trademark owners. The "Bluetooth®" word mark and logos are registered trademarks owned by Bluetooth SIG, Inc. The "Wi-Fi®" word mark and logos are registered trademarks owned by the Wi-Fi Alliance. Any use of these marks on this website does not imply any affiliation with or endorsement.