

Contents [[hide](#)]

[1 SIRUI B1042A Binoculars For Observation](#)

[2 Specification](#)

[3 Name of Part](#)

[4 How to Use](#)

[5 Documents / Resources](#)

[5.1 References](#)



SIRUI B1042A Binoculars For Observation



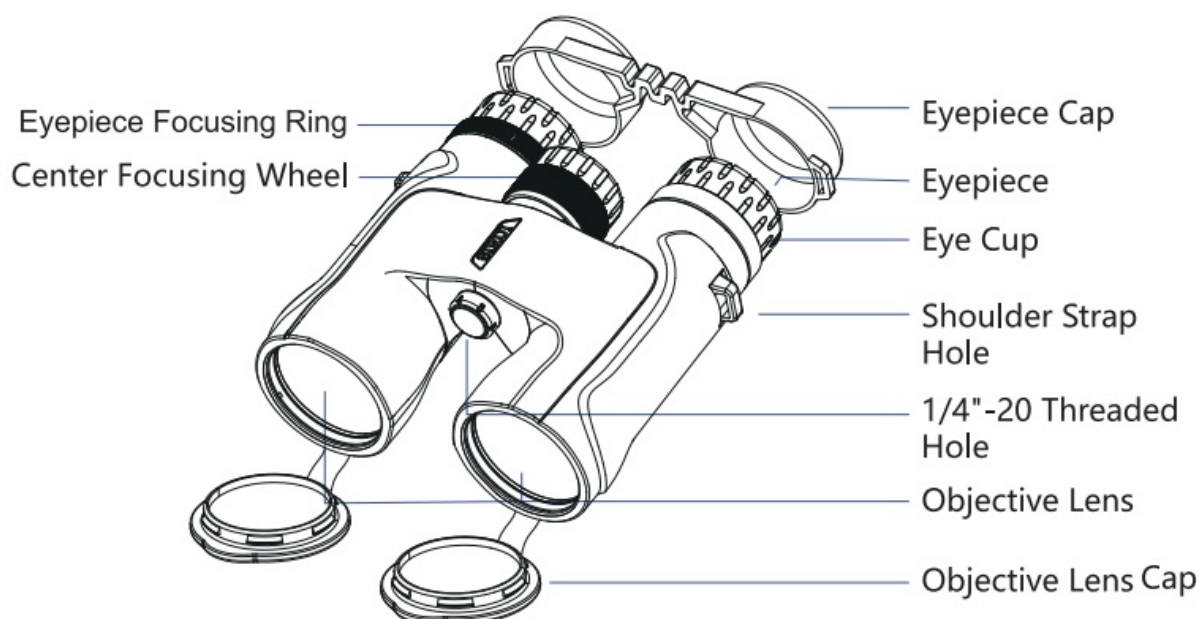
GUANGDONG SIRUI OPTICAL CO.,LTD.

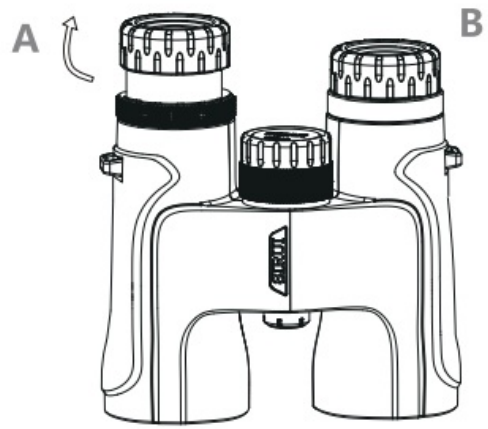

Add: The Third Industrial District, Wuguishan Town, Zhongshan City, Guangdong, China
(Zip Code: 528458) Tel: 86-760-88897373 Fax: 86-760-88207062 E-mail: info@sirui-photo.com Website: www.sirui.com

Specification

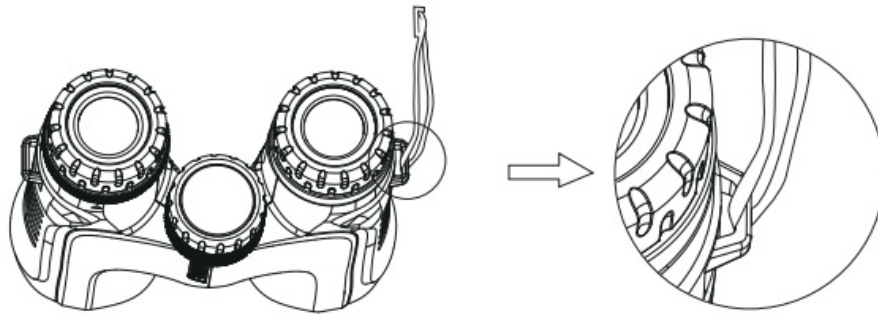
Name	BEYOND 10x42ED Binoculars
Magnification	10x
Objective Lens Diameter	42mm
Field of View	104.8m@1000m 314.4ft@1000yds
Minimum Focus Distance	3m
Exit Pupil Diameter	4.2mm
Eye Relief	16.4mm
Interpupillary Adjustment	55~75 mm
Diopter Adjustment	Yes, $\pm 6D$
Focus Type	Center
Fogproof	Yes, Nitrogen Filled
Environmental Protection	Water-Resistant (IPX7)
Dimensions (mm/inch)	129.5*128.5 / 5.10*5.06
Weight (g/lbs)	520/1.14

Name of Part







If you wear glasses, make sure the eye cup is fully retracted (B), and if not, make sure the eye cup is fully extended (A).

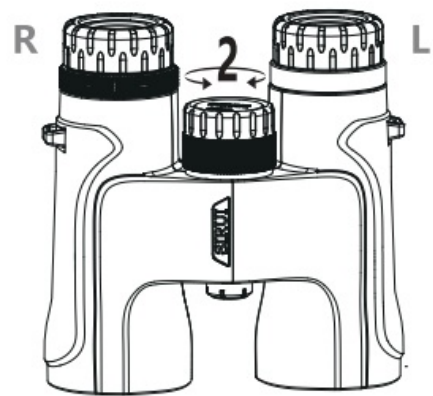
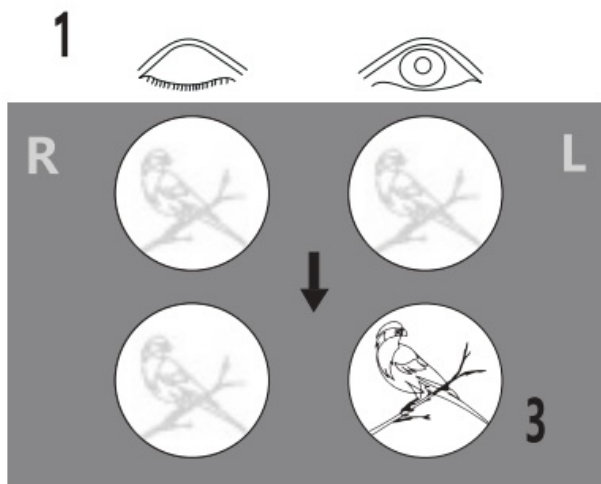


Mount the shoulder strap as shown.

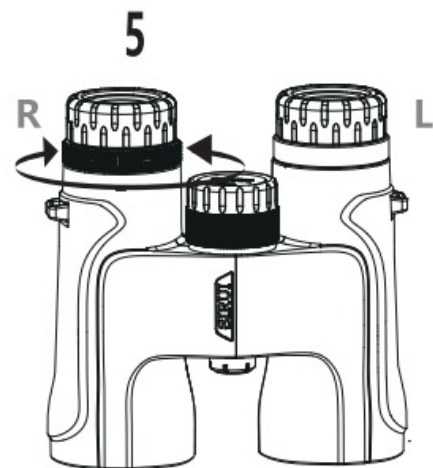
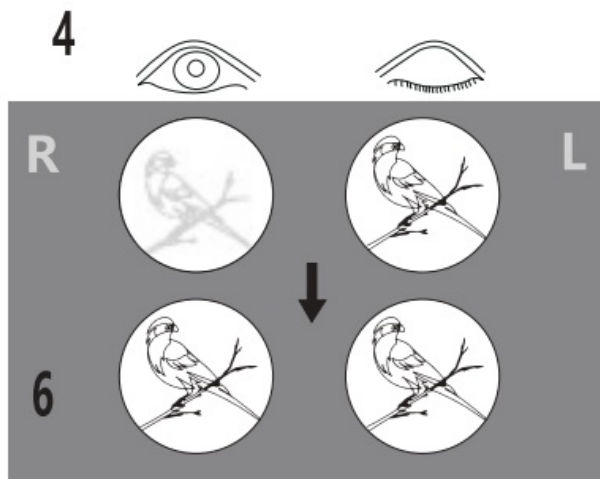


Hold the binoculars with both hands and move the tubes up and down until a single image is in the circle.

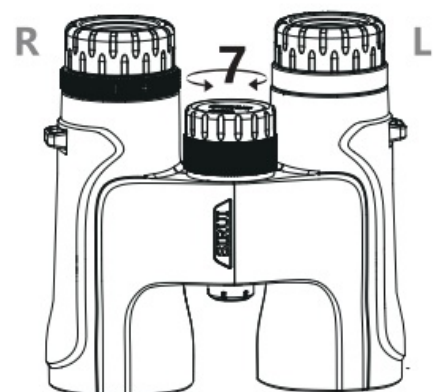
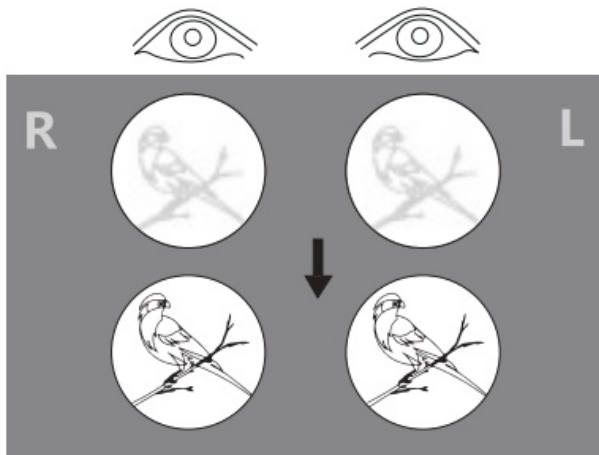
How to Use



Open your left eye and close your right eye. Adjust the center focusing wheel (2) until the image is sharp.



Open your right eye and close your left eye. Adjust the eyepiece focusing ring (5) until the image is sharp.



Open both your eyes and adjust the center focusing wheel (7) until the image is sharp.

Warning

Please do not look at the sun directly with this product, or it will cause permanent damage to your eyes!


Please do not look at the sun directly with this product, or it will cause permanent damage to your eyes!

under parental guidance.

Attention

1. Please do not look at the sun directly with this product, or it will cause permanent damage to your eyes!
2. Lenses are the most important and breakable parts of the binoculars. Please do not throw, hit or remove the lenses to prevent the lenses from being broken.
3. It is suggested to wipe the lenses with a clean lens cloth clockwise or counter-clockwise from the centre to the edge.
4. Please do not put the product near the heater or in a confined space under the sun, or it may cause fires.
5. Please thoroughly clean the lenses and outer shell and store in a dry and ventilated places if you do not use the product for a long time.
6. Limited Lifetime Warranty Means: If the optical element of your SPORTICH product is defective or damaged, we will provide you with a limited free warranty or replace the damaged one. If we are not able to repair your product, we will replace it with a product that works normally and has the same or better physical condition.
7. 3 Years Electronic Part Warranty Means: Three years warranty for the electronic part from the date of purchase. And we will provide you with free repair or replacement. If we are not able to repair your product, we will replace it with a product that works normally and has the same or better physical condition.

Documents / Resources

	SIRUI B1042A Binoculars For Observation [pdf] Instructions B1042A Binoculars For Observation, B1042A, Binoculars For Observation, For Observation
---	--

References

- [User Manual](#)

Leave a comment

Your email address will not be published. Required fields are marked *

Comment *

Name

Email

Website

☐ Save my name, email, and website in this browser for the next time I comment.

Post Comment

Search:

e.g. whirlpool wrf535swhz

Search

[Manuals+](#) | [Upload](#) | [Deep Search](#) | [Privacy Policy](#) | [@manuals.plus](#) | [YouTube](#)

This website is an independent publication and is neither affiliated with nor endorsed by any of the trademark owners. The "Bluetooth®" word mark and logos are registered trademarks owned by Bluetooth SIG, Inc. The "Wi-Fi®" word mark and logos are registered trademarks owned by the Wi-Fi Alliance. Any use of these marks on this website does not imply any affiliation with or endorsement.