

[Skip to content](#)

Manuals+

User Manuals Simplified.



SINEVIBES Stator Tape Wobble Simulator User Manual

[Home](#) » [SINEVIBES](#) » SINEVIBES Stator Tape Wobble Simulator User Manual

Contents [hide](#)

[1 SINEVIBES Stator Tape Wobble Simulator](#)

[2 INTRODUCTION](#)

[2.1 SOUND ENGINE](#)

[2.2 GRAPHIC INTERFACE](#)

[2.3 SYSTEM REQUIREMENTS](#)

[3 INTERFACE](#)

[4 PARAMETERS](#)

[5 PRESETS](#)

[6 Documents / Resources](#)

[6.1 References](#)

[7 Related Posts](#)



SINEVIBES Stator Tape Wobble Simulator



AAX + AU + VST effect plugin for Mac and Windows Designed and developed by Sinevibes ©2021-2022

INTRODUCTION

Stator is a tape wobble simulator. It uses a creative approach to replicate the effects of speed fluctuations in tape machines: wow and flutter coming from uneven electric motor rotation and tape feed, as well as scrape flutter caused by the friction of the tape against the tape head. The result is a complex speed modulation signal that produces a wide variety of pitch drift and lo-fi jitter effects – similar to the sound of worn-out, unstable audio and video cassette players. Stator also employs individual stereo widening formulas in each of its three modulation components, plus it has variable channel crosstalk for adding chorusing and phasing artifacts – and creating sounds with a truly beautiful vintage vibe.

SOUND ENGINE

- Combination of 13 fine-tuned DSP algorithms for simulating tape machine speed wobble
- Separate modulation depth adjustment for pitch wow, flutter, and scrape flutter
- Variable stereo phase offset with individual calibration for each modulation source
- Variable stereo crosstalk for chorusing and phasing artifacts
- Built-in adjustable feedback loop for additional sound coloration
- Lag filters on all continuous parameters for smooth, click-free adjustment
- Supports mono > mono, mono > stereo, and stereo > stereo channel configurations

GRAPHIC INTERFACE

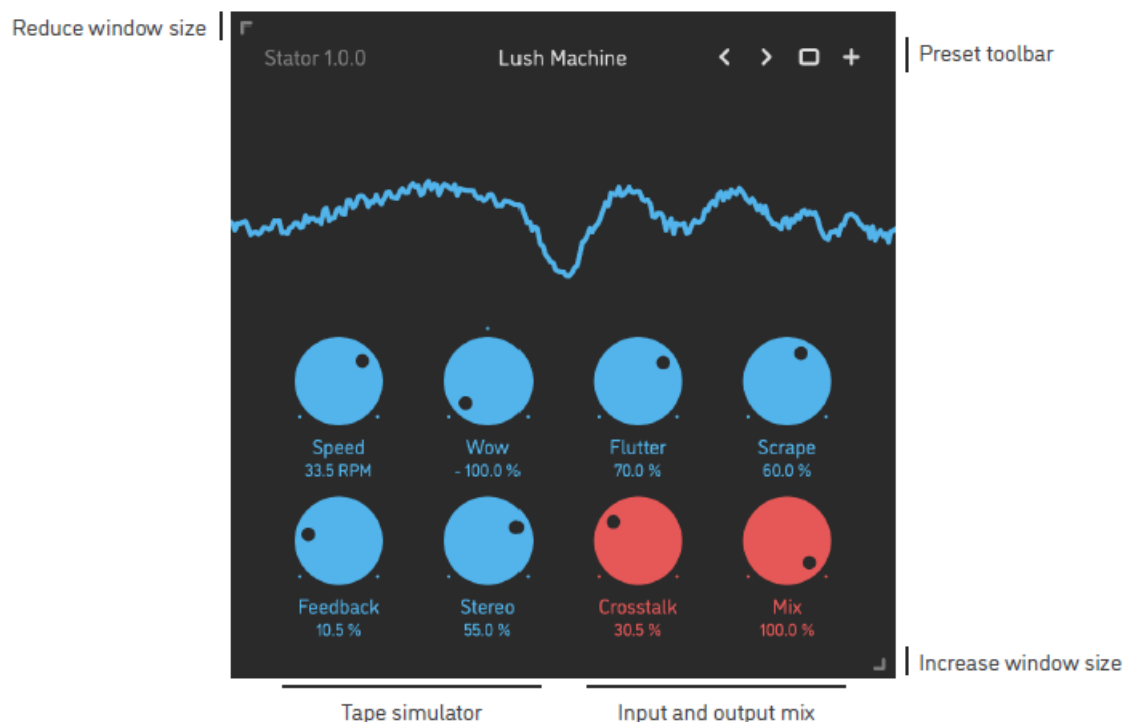
- Color-coded graphic elements
- Consistent name, mapping, value, and unit implemented for all parameters in both graphic user interface and host control/automation
- Built-in preset management functions
- Supports window size scaling up to 200%

SYSTEM REQUIREMENTS

- 64-bit Mac computer with Intel or Apple processor, running macOS 10.9 or later, plus a host application with support for AU, AAX, or VST3 plugins
- 64-bit PC computer with x86 processor, running Windows 8.1 or later, plus a host application with support for AAX or VST3 plugins

INTERFACE

Stator features a fully vector-based interface, with color-coded elements for effective visual grouping. The interface allows you to change its window size from 0.8x to 2x in 20% increments. The last size you set is stored in a preference file and is recalled the next time Stator is loaded.



- Hold shift and drag a knob to adjust the parameter with increased resolution.
- Use option-click (Mac) or alt-click (Windows), or double-click any knob to recall its default parameter value.
- To fully initialize all plugin's parameters, load the preset named Default from either Factory or User bank.

PARAMETERS





- Speed 10 .. 60 RPM Average speed of the simulated tape motor in revolutions per minute: this parameter affects the base frequencies of wow, flutter, and scrape flutter
- Wow -100 .. +100 % Amount of pitch wow: simulates uneven friction when the tape motor periodically slows down (-) or speeds up (+) and then goes back to normal speed
- Flutter 0 .. 100 % Amount of pitch flutter: simulates continuous low-frequency speed fluctuations
- Scrape 0 .. 100 % Amount of pitch scrape flutter: simulates continuous high-frequency speed jitter due to friction and vibration of the tape against the tape head
- Feedback 0 .. 50 % Amount of output signal being fed back into the effect
- Stereo 0 .. 100 % Amount of phase shift applied separately within wow, flutter, and scrape flutter
- Crosstalk 0 .. 100 % Amount of output signal from the left channel being mixed into the right channel and vice versa; at maximum value the signals in the left and the right channels become the same, and thus the output becomes mono
- Mix 0 .. 100 % Balance between dry input and wet output

PRESETS

Stator features simple built-in functions for saving and loading presets, as well as for quickly switching between presets within the same bank. All these functions are accessed via the top toolbar.

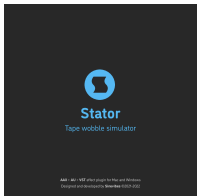
Preset Name

Click the preset name in the top center to show open file dialog with the list of presets in the current bank. Use command-click (Mac) or control-click (Windows) on the preset name to reveal the actual file.

-  Switch to the previous preset in the current bank. The current bank is automatically set to wherever the last preset was loaded from.
-  Switch to the next preset in the current bank.
-  Show open file dialog with the list of preset banks. By default, the plugin includes two banks: Factory and User. However, you can freely create additional banks – simply by creating new subfolders
-  Save current preset. Please note: due to the limitations of the typeface, you can only use latin letters when naming your presets

ROCKET FUEL FOR YOUR CREATIVITY www.sinevibes.com

Documents / Resources



[SINEVIBES Stator Tape Wobble Simulator](#) [pdf] User Manual

Stator Tape Wobble Simulator, Stator, Tape Wobble Simulator, Wobble Simulator, Simulator

References

-  [Sinevibes](#)
-  [Sinevibes](#)

[Manuals+](#),

- [home](#)
- [privacy](#)