



SIMTEK Wireless Security Sensor App User Manual

[Home](#) » [SIMTEK](#) » SIMTEK Wireless Security Sensor App User Manual 

Contents

- [1 SIMTEK Wireless Security Sensor App](#)
- [2 SETUP IN SECONDS](#)
- [3 YOUR SIMTEK SENSOR](#)
- [4 FEATURES](#)
- [5 WHAT'S INCLUDED](#)
 - [5.1 EUROPEAN UNION](#)
- [6 CHARGING](#)
- [7 BATTERY WARNINGS](#)
- [8 WARRANTY](#)
- [9 Documents / Resources](#)
 - [9.1 References](#)
- [10 Related Posts](#)



SIMTEK Wireless Security Sensor App

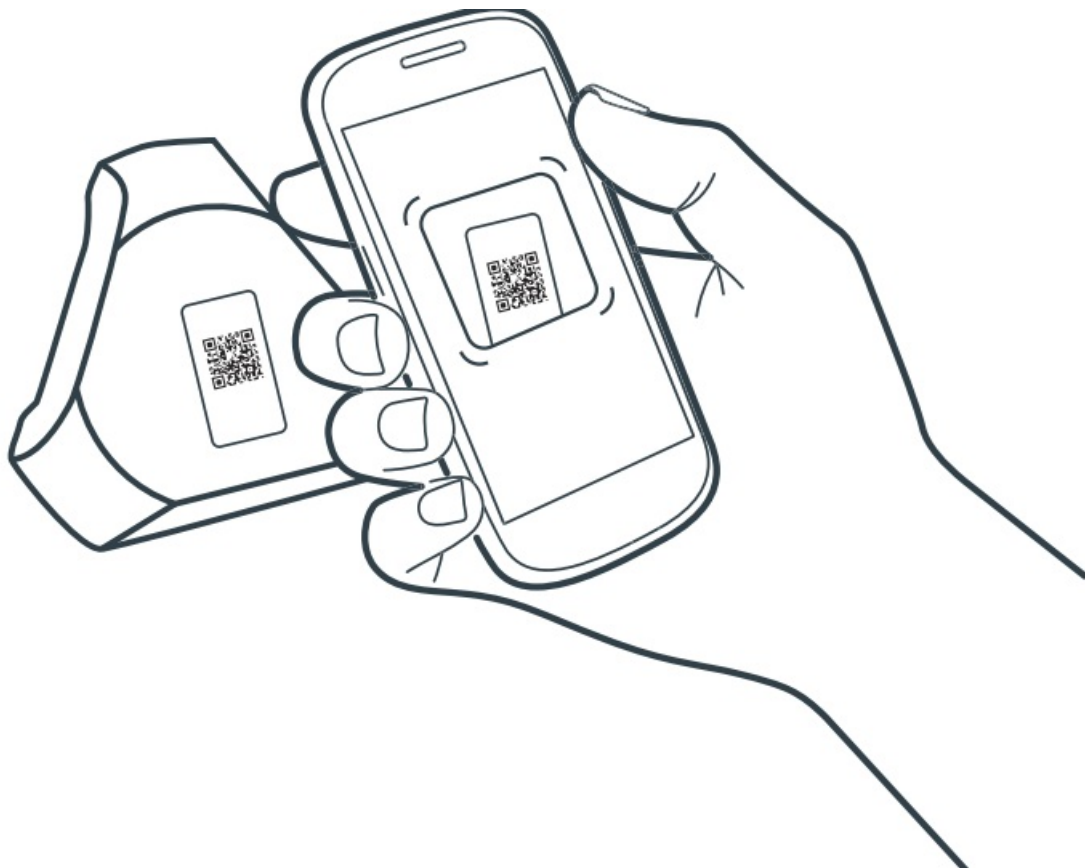


SETUP IN SECONDS

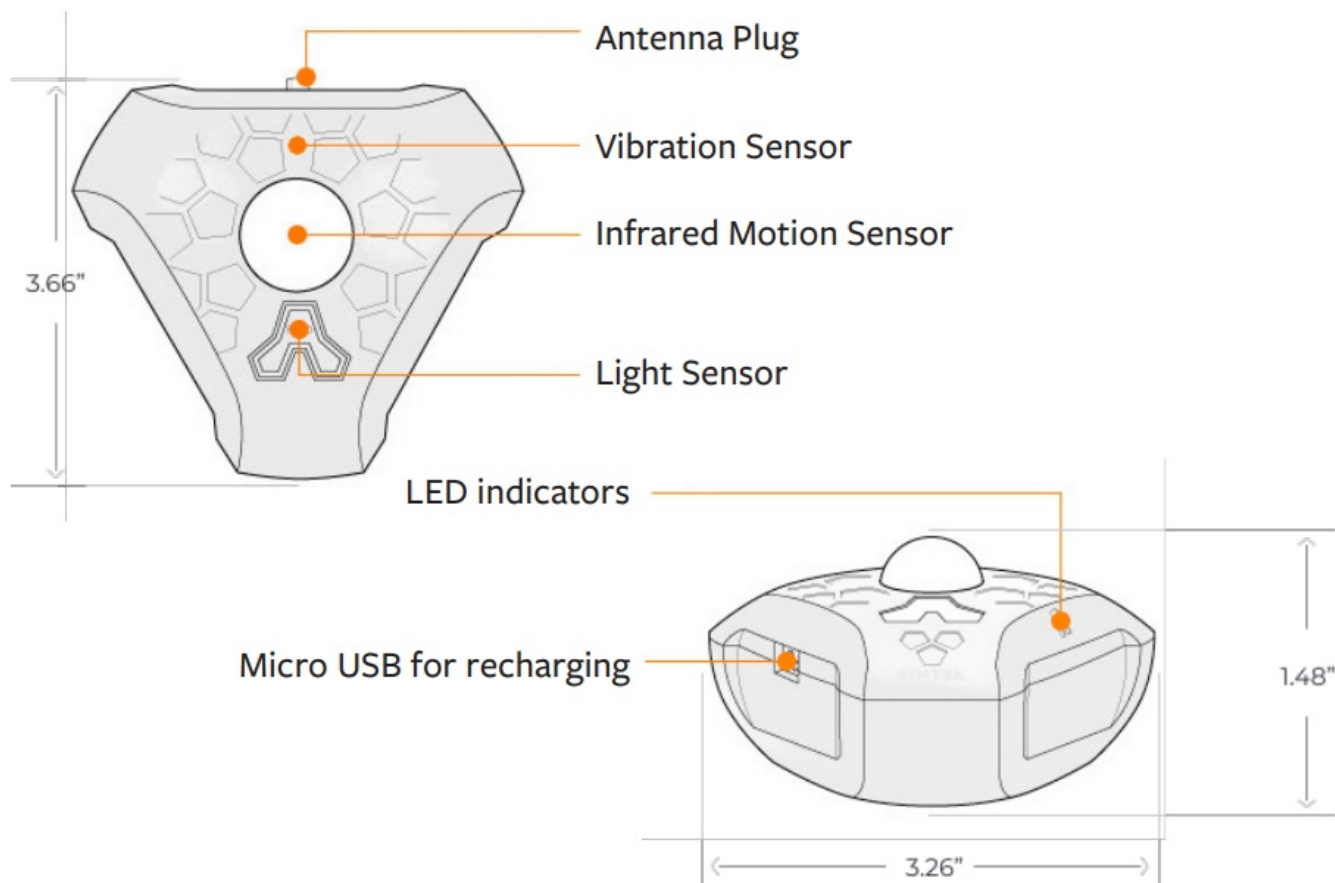
1. Download the App



2. Follow the in-app instructions



YOUR SIMTEK SENSOR



FEATURES

MOTION, LIGHT & VIBRATION ALERTS

HUMIDITY SENSOR

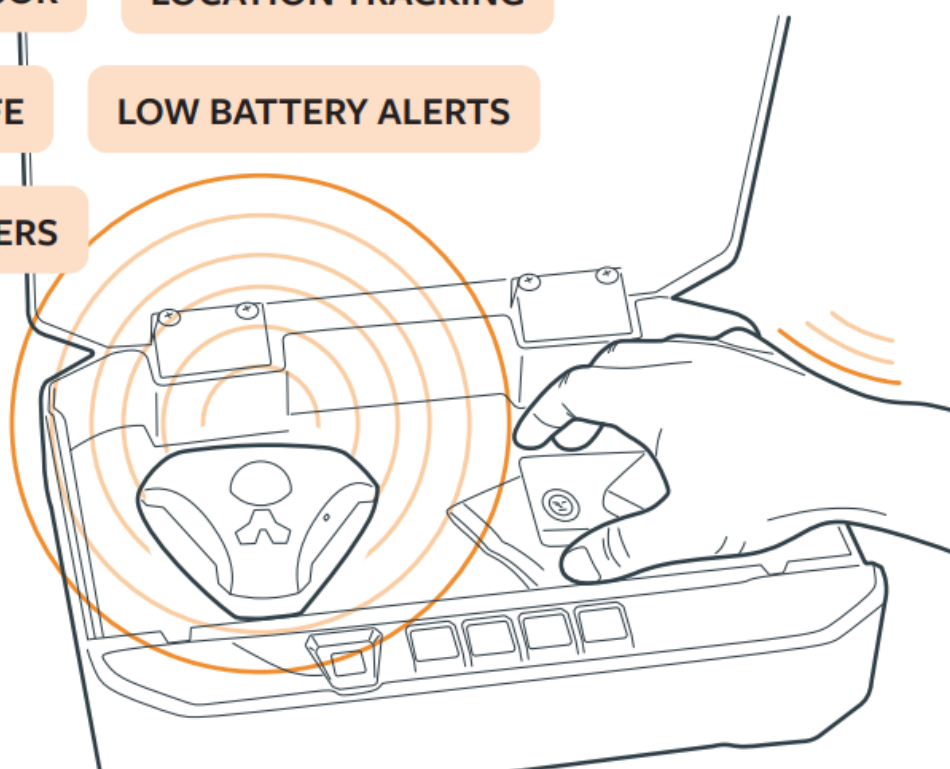
TEMPERATURE SENSOR

LOCATION TRACKING

365 DAY BATTERY LIFE

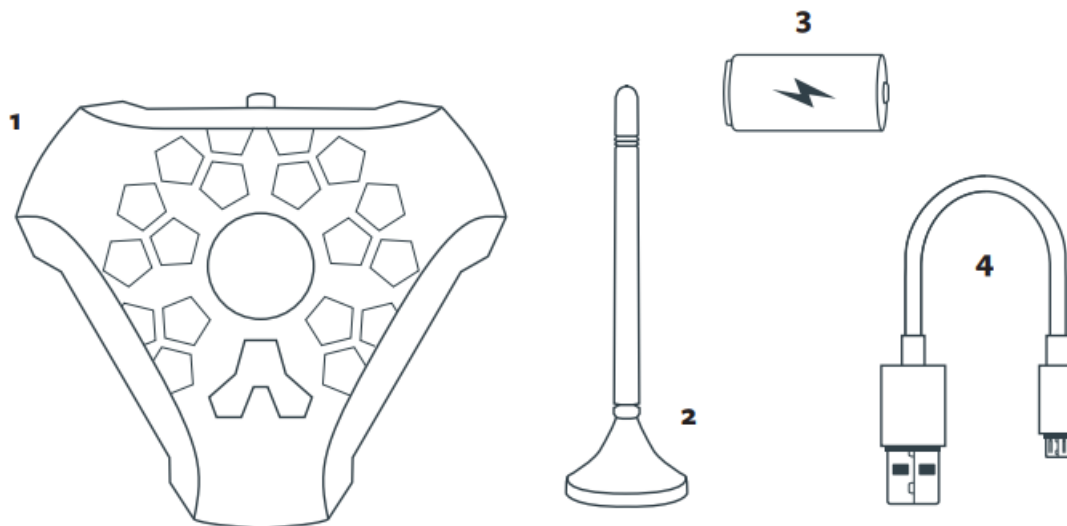
LOW BATTERY ALERTS

MULTIPLE SUBSCRIBERS



WHAT'S INCLUDED

1. Simtek Sensor
2. External Antenna
3. Rechargeable battery
4. Micro USB cable for recharging



Model

- BLK-SIMTEK-22
- Rated: 5Vdc (USB)
- Micro-B)

SIMTEK Inc.

- 3806 Branson Dr
- San Mateo, CA
- 94403 USA

FCC

- Contains FCC ID:
- 2A77SBLKSIMTEK22

This product complies with FCC Part 15B, Class B Limits: This device complies with part 15 of the FCC Rules. Operation is subject to the following two conditions: (1) This device must not cause harmful interference, and (2) this device must accept any interference received, including interference that may cause undesired operation.

This equipment has been tested and found to comply with the limits for a Class B digital device pursuant to Part 15 of FCC Rules. These limits are designed to provide reasonable protection against harmful interference in a residential installation. This equipment generates uses and can radiate radio frequency energy and, if not installed and used in accordance with instructions, may cause harmful interference to radio or television reception, which

can be determined by turning the equipment off and on. The user is encouraged to try to correct the interference by one or more of the following measures:

- Reorient or relocate the receiving antenna.
- Increase the separation between the equipment and the receiver.
- Connect the equipment into an outlet on a circuit different from that to which the receiver is connected.
- Consult the dealer or an experienced radio/TV technician for help.

ROHS

This RoHS-compliant product conforms to the European Union Restriction of the Use of Certain Hazardous Substances (RoHS) in Electrical and Electronic Equipment. Simtek ensures RoHS conformance by requiring supplier Declarations of Conformity, monitoring incoming materials, and maintaining manufacturing process controls.

WEEE

This symbol on the product(s) and / or accompanying documents means that used electrical and electronic equipment should not be mixed with general household waste.

For proper treatment, recovery and recycling, please take this product(s) to designated collection points where it will be accepted free of charge. Alternatively, in some countries, you may be able to return your products to your local retailer upon purchase of an equivalent new product.

Disposing of this product correctly will help save valuable resources and prevent any potential negative effects on human health and the environment, which could otherwise arise from inappropriate waste handling. Please contact your local authority for further details of your nearest designated collection point. Penalties may be applicable for incorrect disposal of this waste, in accordance with your national legislation.

FCC Radiation Exposure Statement

This equipment complies with FCC radiation exposure limits set forth for an uncontrolled environment. This equipment should be installed and operated with minimum distance 25cm between the radiator & your body

WARNING

Failure to follow these safety instructions could result in fire, electric shock, or other injury or damage to the sensor or other property. After reading this document carefully, keep it in a safe place for later reference.

Changes and modifications not expressly approved by the manufacturer of this equipment can void your authority to operate this equipment under Federal Communications Commission rules.

EUROPEAN UNION

- **RFI Emissions:** EN 300 328, EN 55022, EN 62311
- **Immunity:** EN 301 489
- **Electrical Safety:** EN 60950-1:2006/A11:2009/A1:2010/A12:2011/A2:2013

CHARGING

- This product is intended to be charged only with the following type of equipment:
 - Listed / certified USB Adapter (marked “LPS” or “Class 2”), with a rated output of 5Vdc, 1.0A min (2.5A max)
 - Listed / certified host computer using USB connection (5Vdc).
- This product should only be charged indoors. Do not charge the product outside or in the rain.

- The supplied USB cable is for indoor use only. Do not expose the cable to liquid, moisture or extreme humidity.
- If the battery does not become fully charged after 4 hours, disconnect the unit from the charger or host computer.
- Do not attempt to disassemble the product. Any attempt to open the housing will void the warranty. Should your unit need service, contact Simtek technical support at www.simtek.io

SPECIFICATIONS, BATTERY MODEL RCR123A

- **Battery Material:** Lithium Ion
- **Nominal Capacity:** 650 mAh (2.4Wh)
- **Nominal Voltage:** 3.7 V

BATTERY WARNINGS

- This product is intended only for use with an RCR123A (NL166) type battery, rated 3.7V (nom), 650mAh (2.4Wh).
- “Caution – The battery used in this device may present a risk of fire or chemical burn if mistreated. Do not disassemble, heat above (manufacturer’s maximum temperature limit), or incinerate.
- Do not use or leave the battery in hot places such as where the battery is exposed to direct sunlight, in a closed vehicle on a hot day, or near a heater. If this is not observed, leakages, overheating or bursting may cause fire, burns or other injuries.
- Stop using the battery if it becomes abnormally hot, or shows signs of odor, discoloration, deformation, or abnormal conditions are detected during use, charge, or storage.
- Stop using the battery if the enclosure has cracks, openings, is swollen or shows any other signs of misuse. Discontinue use immediately and promptly and properly dispose.
- When removed from the Simtek Sensor, do not expose the battery to any liquids.
- Always keep the battery out of reach of infants, small children or pets.
- Do not use the battery if leakage, discoloration, deformation or any other abnormalities occur.
- Carrying and handling the battery: The battery contains sensitive components. Do not drop, throw, disassemble, open, crush, bend, deform, puncture, shred, microwave, incinerate, paint, or insert foreign objects.
- Never short circuit the battery by bringing the terminals in contact with another metal object. Do not carry or store the battery together with metallic objects such as necklaces, hairpins or coins.
- If the unit will not be used for an extended period, store it after charging in cool indoor places (approximately 10°C to 20°C) where the battery will not be exposed to direct sunlight or rain.
- Products are not guaranteed against natural wear and deterioration from normal use and aging.

BATTERY DISPOSAL

Lithium Ion batteries contain elements that may pose health risks to individuals if they are allowed to leach into the ground water supply. In some countries, it may be illegal to dispose of these batteries in standard household waste. Fortunately, many recycling facilities exist that process lithium ion batteries, in part due to the value of the materials contained within the individual cells. In the United States and Canada, a large network of over 30,000 battery drop off locations may be found at www.call2recycle.org.

To render the battery safe, apply tape over any exposed connectors to prevent the accidental shorting of the positive and negative terminals of the battery during transport. Place each battery into its own plastic bag, seal the bag, and deposit the battery into the recycling container. NEVER dispose of the battery in a fire or incinerator, as the battery may catch fire and explode.

www.simtek.io

The Simtek logo and name are trademarks of Simtek, Inc.
All other trademarks and trademarks are properties of their respective owners.

This device complies with Part 15 of the FCC Rules. Operation is subject to the following two conditions:

1. This device may not cause harmful interference,
2. This device must accept any interference received, including interference that may cause undesired operation.

WARRANTY

- year limited warranty.
- Visit www.simtek.io for full warranty information.

RETURNS

- 30 days from purchase.
- Visit www.simtek.io for full return information.

NEWS & ANNOUNCEMENTS

- Sign up for the Simtek newsletter.
- www.simtek.io


SCAN QR CODE FOR INSTRUCTIONAL VIDEO



Thank you for being part of the Simtek community. We can't wait to hear your feedback, and hope you'll help us make the product better. Drop us a line; hello@simtek.io and for support; help@simtek.io

BRADY SIMPSON, CEO

Documents / Resources

	<p>SIMTEK SIMTEK Wireless Security Sensor App [pdf] User Manual BLKSIMTEK22, 2A77SBLKSIMTEK22, SIMTEK Wireless Security Sensor App, Wireless Security Sensor App, App</p>
---	---

References

-  [call2recycle.org](https://www.call2recycle.org)
-  [Simtek - Your Wireless Security Solution – Simtek Sensors](#)