

## SimRush SFP-LANPort Power Indoor Control Unit User Guide


[Home](#) » [SimRush](#) » SimRush SFP-LANPort Power Indoor Control Unit User Guide 

### Contents

- [1 SimRush SFP-LANPort Power Indoor Control Unit](#)
- [2 Cable Guide](#)
- [3 Quickstart](#)
- [4 Documents / Resources](#)
  - [4.1 References](#)
- [5 Related Posts](#)

# SimRush

### SimRush SFP-LANPort Power Indoor Control Unit



## Cable Guide

### SimRush Power

The SimRush Power is an indoor controller/ router for your network. This model can support up to 3 Outdoor units (Note that this model does not have built-in WiFi, additional hardware is required).

It is pre-configured out of the box and managed through the SimRush web portal CPanel. To get online, simply plug in your SimRush Outdoor unit (ODU) as instructed below.

### Quickstart

Make sure you follow the following steps to get online.

1. Connect the ethernet cable to Ethernet Port 5 for ODU1, Ethernet Port 4 for ODU2 and Ethernet Port 3 for ODU3 (far right ports- Highlighted in GREEN)
2. Connect the Controller to the power adaptor supplied (24v 2.5a DC)
3. Connect your PC to the LAN (Highlighted in ORANGE)
  - Ethernet port 2 and SFP
  - This model does not have a Wireless card, additional SimRush wireless hardware will automatically connect to the controller and broadcast – Default wireless is “SimRush-xxxxxx” and the Serial number as the password, eg AABBC112233 – Serial number is located on the box or back of the controller, all characters before the “/123”
4. To make changes to the LAN address or Wireless settings, please visit SPanel: <https://portal.simrush.com/>



5. (OPTIONAL) Connect your alternative broadband to utilize the built-in Load-Balancing feature, connect Ethernet Port1 (Highlighted in RED) to your alternative broadband network. Please ensure your alternative broadband router is providing the following network via DHCP Gateway: 192.168.1.1, Subnet 255.255.255.0

### SimRush Power

SFP – LAN Port

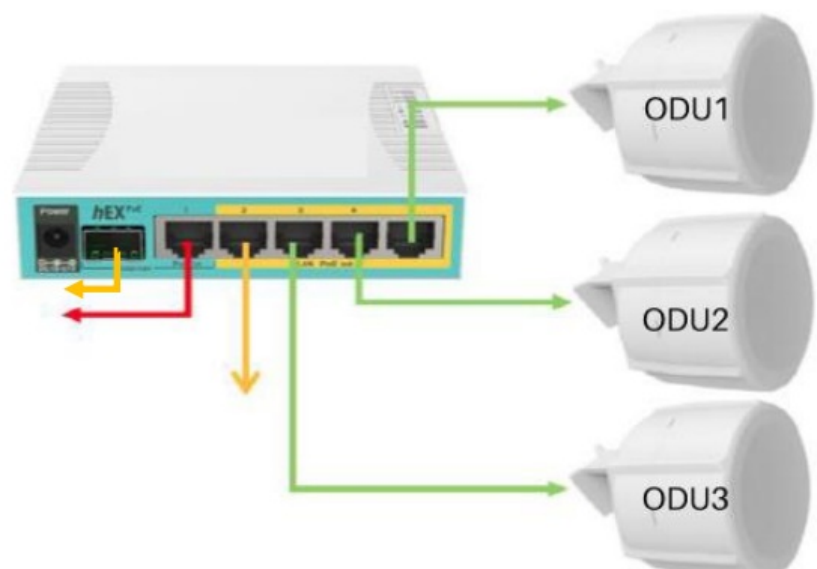
Ether1 – AUX1 Port

Ether2 – LAN Port

Ether3 – ODU3 Port

Ether4 – ODU2 Port

Ether5 – ODU1 Port




**Outdoor Unit (ODU)**  
Please see ODU Guide

Registered Address: Quartermaster House, Dewing Road, Rackheath, Norfolk, NR13 6PS, UK  
Company Reg: 10237486 | VAT Reg: 273687952

T:0330 0563 110  
E: [hello@simrush.com](mailto:hello@simrush.com)  
W: [www.simrush.com](http://www.simrush.com)

**Documents / Resources**

	<p><a href="#">SimRush SFP-LANPort Power Indoor Control Unit</a> [pdf] User Guide SFP-LANPort Power Indoor Control Unit, SFP-LANPort, Power Indoor Control Unit</p>
---	---

**References**

- [🌐 SimRush Login](#)