




Simplecom CHT815 15 In 1 USB C 4K Triple Display MST Docking Station User Manual

[Home](#) » [Simplecom](#) » Simplecom CHT815 15 In 1 USB C 4K Triple Display MST Docking Station User Manual 

Contents

- 1 Simplecom CHT815 15 In 1 USB C 4K Triple Display MST Docking Station
- 2 Features
- 3 Specifications
- 4 FAQ
- 5 Warranty
- 6 Features
- 7 Specifications
- 8 FAQ
- 9 Warranty
- 10 Features
- 11 Specifications
- 12 FAQ
- 13 Warranty
- 14 Documents / Resources
- 15 Related Posts

Simplecom[®]

Simplecom CHT815 15 In 1 USB C 4K Triple Display MST Docking Station



Features

- Significantly increase productivity with this 15-in-1 docking station
- Triple display support up to three extended displays in 4K resolution
- Support MST (Multi Stream Transport) for mirror or extended screens
- HDMI and DP ports support UHD resolutions up to 4K@60Hz
- Supports Power Delivery up to 100W charging via the USB-C port
- Multiple USB-A and USB-C data ports support up to 10Gbps
- Gigabit Ethernet support connection speeds of up to 1000Mbps
- 2 Slot Card reader for SD and microSD with SuperSpeed transfer rate
- Plug and play, no Driver or software required
- Aluminum casing, durable and better heat dissipation
- Rotatable vertical stand can save desk space

Specifications

- Material: Aluminum
- Host Interface: USB-C Female
- USB-A Data Ports: 2x USB 480Mbps, 1 x USB 5Gbps, 2x USB 10Gbps
- USB-C Data Ports: 1x USB 5Gbps, 1x USB 10Gbps
- Display Ports: 2x HDMI 2.0, 1x DP 1.4
- HDMI Resolution: up to 4K@60Hz (3840×2160)

- DP Resolution: up to 4K@60Hz (3840×2160)
- Network Port: RJ45 Gigabit Ethernet (10/100/1000 Mbps)
- Audio Port: 4-Pole TRRS 3.5mm Audio Jack (Stereo&Mic Combo)
- Card Reader: SD and MicroSD (SuperSpeed SGBps)
- PD Charging: 1x USB-C Female (for charging only), up to 100W
- Operation Temperature: 0 – 50°C
- Dimension: 12.6cm(13.8cm*) x 12.1 cm x 4.2cm (With vertical stand)

System Requirements

- Available USB-C port with DP Alt Mode (DisplayPort Alternate Mode) support
 - Thunderbolt USB-C port, USB4 port are recommended
 - Windows 10 or above for MST and extended screens support macOS does not support MST technology and will only support one extended mode output
- Laptop GPU with DP1.4 supports up to 3x extended screens Laptop GPU with DP1.2 supports up to 2x extended screens For 3x extended screens at 4K resolution, DP 1.4 and DSC (Display Stream Compression) are required for laptop GPU

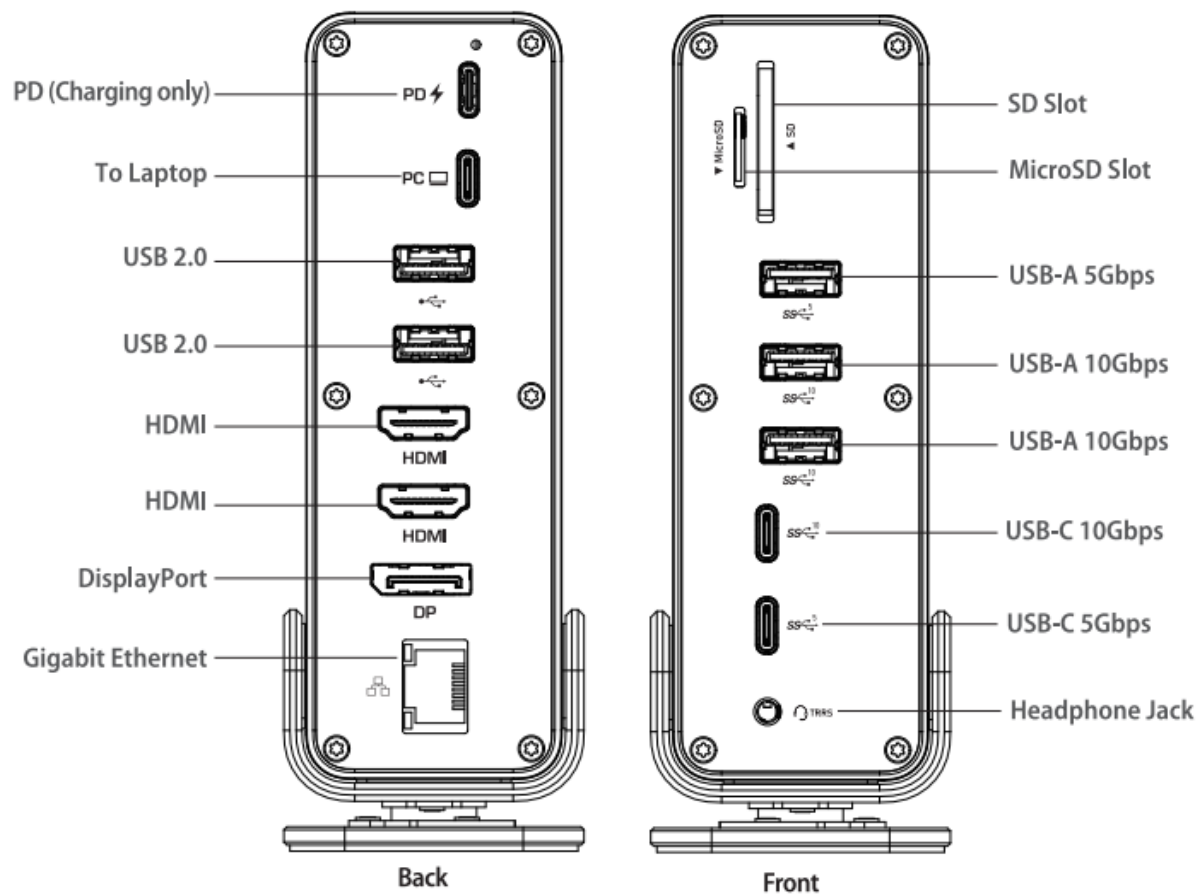
Important Note

- Firstly, please confirm the USB-C port on your device supports DisplayPort Alternate Mode (DP Alt Mode). Some USB-C ports only work for charging or data transfer, no video output function.
- For more stable connection when using multiple devices, connect a PD power adaptor to the USB-C PD port for extra power.
- The bottom of the docking stand may be covered with a protective film, please peel off before use.

Installation

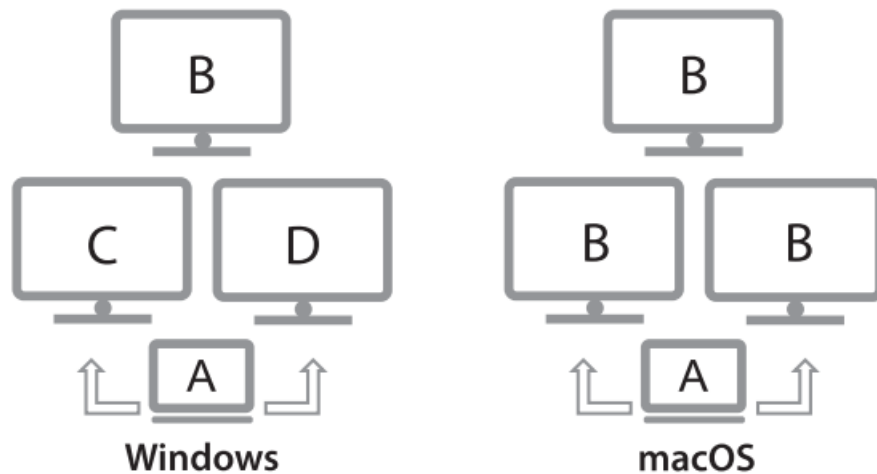
1. Connect USB-C cable to USB-C port on the dock labelled “PC” and another end to PC
2. Plug the laptop USB-C power adapter into the dock USB-C port labelled “PD”

Interface



MST (Multi Stream Transport)

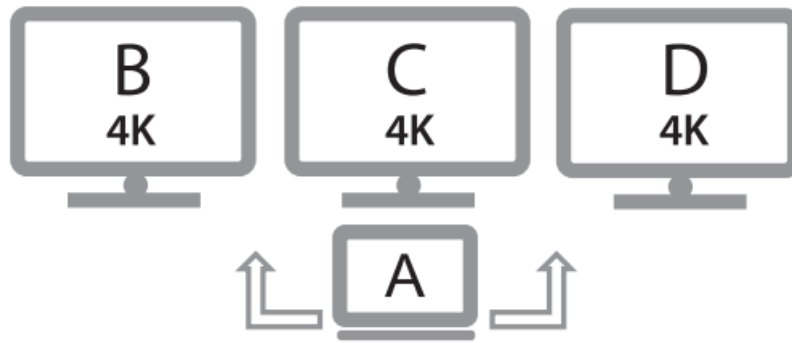
MST is supported by Windows only, macOS only can support one extended screen



Display Mode (Windows)

Laptop GPU with DP 1.4 + DSC (Display Stream Compression): Support 3x Extended Screens at 4K Resolution

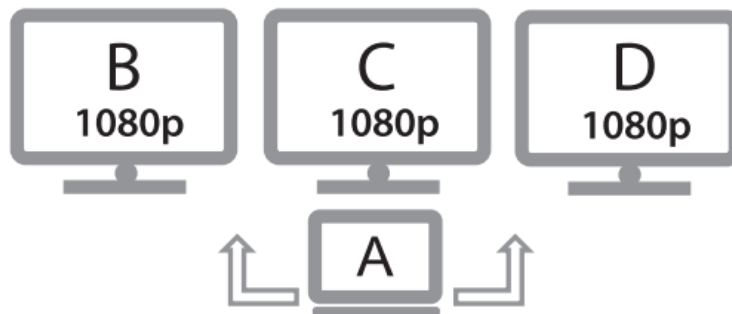
- Support up to 2x 4K@60Hz and 1x 4K@30Hz"
- For Intel 11th Gen Mobile Processors and later
- For AMD Ryzen 4000 Mobile Processors and later



Laptop GPU with DP 1.4 (no DSC):

Support 3x Extended Screens at 1080p Resolution

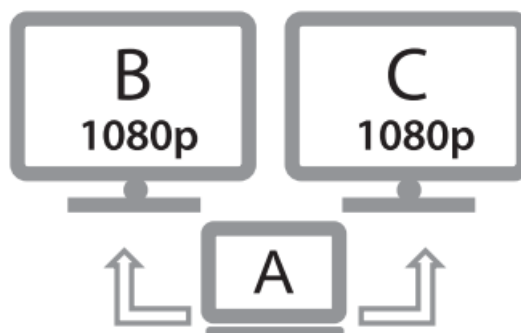
- For Intel 10th Gen Mobile Processors (Ice Lake Only)
- For AMO Ryzen 3000 Mobile Processors



Laptop GPU with DP 1.2:

Support 2x Extended Screens at 1080p Resolution

- For Intel 8th -10th Gen Mobile Processors
- For AMO Ryzen 2000 Mobile Processors



*The refresh rate can vary on different laptops. Screen Refresh rate on each screen also depends on laptop GPU performance and the bandwidth limit of the USB-C port

FAQ

What do I need to know before using this docking?

Please confirm the USB-C port on your device supports DisplayPort Alternate Mode (DP Alt Mode). Some USB-C ports only work for charging or data transfer, no video output function.

What is DP Alt Mode?

At its most basic level, DP Alt Mode means that device manufacturers would no longer need to put dedicated display ports (whether DisplayPort, VGA, or HDMI) on their devices, and could instead fill out their devices entirely with USB port for all digital I/O.

What is Multi Stream Transport (MST)?

MST is a DisplayPort standard. MST allows multiple displays to be connected to a single DP port or USB-C with DP Alt Mode. It does this by combining multiple video signals into a single stream (a process known as multiplexing) and sending it to a device (MST Hub) that unbundles the signal.

My laptop has DP Alt Mode, but still no display from HDMI port?

First, make sure the USB-C docking station is connected to your laptop's USB-C port with DP Alt Mode support (normally only one USB-C port on laptop support display output).

It is possible that the extended display is disabled on your computer. Try to click "WIN+ P" keys (in Windows 10/11) and check what options of display you have.

Does it support macOS?

It works on macOS, but macOS doesn't support MST, so only one extended mode can be supported by macOS

How to check if my laptop GPU is DP1 .2 or DP1 .4?

Please check laptop manufacture website for detail of the CPU and USB-C port features, Intel Core Mobile Processors 8th-10th Gen is DP1 .2, Intel Core Mobile Processors 11th Gen or later will support DP1 .4 over USB-C.

Where to setup Extend Screen Mode on Windows?

You can right click Desktop and click "Display settings" option from menu, or click Start> Settings> System > Display. Then select "Extend these displays"

Warranty

1 Year limited Warranty. Our goods come with guarantees that cannot be excluded under the Australian Consumer Law. You are entitled to a replacement or refund for a major failure and for compensation for any other reasonably foreseeable loss or damage. You are also entitled to have the goods repaired or replaced if the goods fail to be of acceptable quality and the failure does not amount to a major failure.

For our assistance with regards to warranty please email to support@simplecom.com.au or create a support ticket at <http://www.simplecom.com.au>

© Simplecom Australia All Rights Reserved. Simplecom is a registered trademark of Simplecom Australia Pty Ltd. All other trademarks are property of their respective owner. Specifications and external appearance are subject to change without notice. Warranty and technical support covering this product are only valid in the country or region of purchase.



www.simplecom.com.au



support@simplecom.com.au



Features

- Significantly increase productivity with this 15-in-1 docking station
- Triple display support up to three extended displays in 4K resolution
- Support MST (Multi Stream Transport) for mirror or extended screens
- HDMI and DP ports support UHD resolutions up to 4K@60Hz
- Supports Power Delivery up to 100W charging via the USB-C port
- Multiple USB-A and USB-C data ports support up to 10Gbps
- Gigabit Ethernet support connection speeds of up to 1000Mbps
- 2 Slot Card reader for SD and microSD with SuperSpeed transfer rate
- Plug and play, no Driver or software required
- Aluminum casing, durable and better heat dissipation
- Rotatable vertical stand can save desk space

Specifications

- Material: Aluminum
- Host Interface: USB-C Female
- USB-A Data Ports: 2x USB 480Mbps, 1 x USB 5Gbps, 2x USB 10Gbps
- USB-C Data Ports: 1x USB 5Gbps, 1x USB 10Gbps

- Display Ports: 2x HDMI 2.0, 1x DP 1.4
- HDMI Resolution: up to 4K@60Hz (3840×2160)
- DP Resolution: up to 4K@60Hz (3840×2160)
- Network Port: RJ45 Gigabit Ethernet (10/100/1000 Mbps)
- Audio Port: 4-Pole TRRS 3.5mm Audio Jack (Stereo&Mic Combo)
- Card Reader: SD and MicroSD (SuperSpeed SGBps)
- PD Charging: 1x USB-C Female (for charging only), up to 100W
- Operation Temperature: 0 – 50°C
- Dimension: 12.6cm(13.8cm*) x 12.1 cm x 4.2cm (With vertical stand)

System Requirements

- Available USB-C port with DP Alt Mode (DisplayPort Alternate Mode) support
- Thunderbolt USB-C port, USB4 port are recommended
- Windows 10 or above for MST and extended screens support macOS does not support MST technology and will only support one extended mode output
Laptop GPU with DP1.4 supports up to 3x extended screens Laptop GPU with DP1.2 supports up to 2x extended screens For 3x extended screens at 4K resolution, DP 1.4 and DSC (Display Stream Compression) are required for laptop GPU

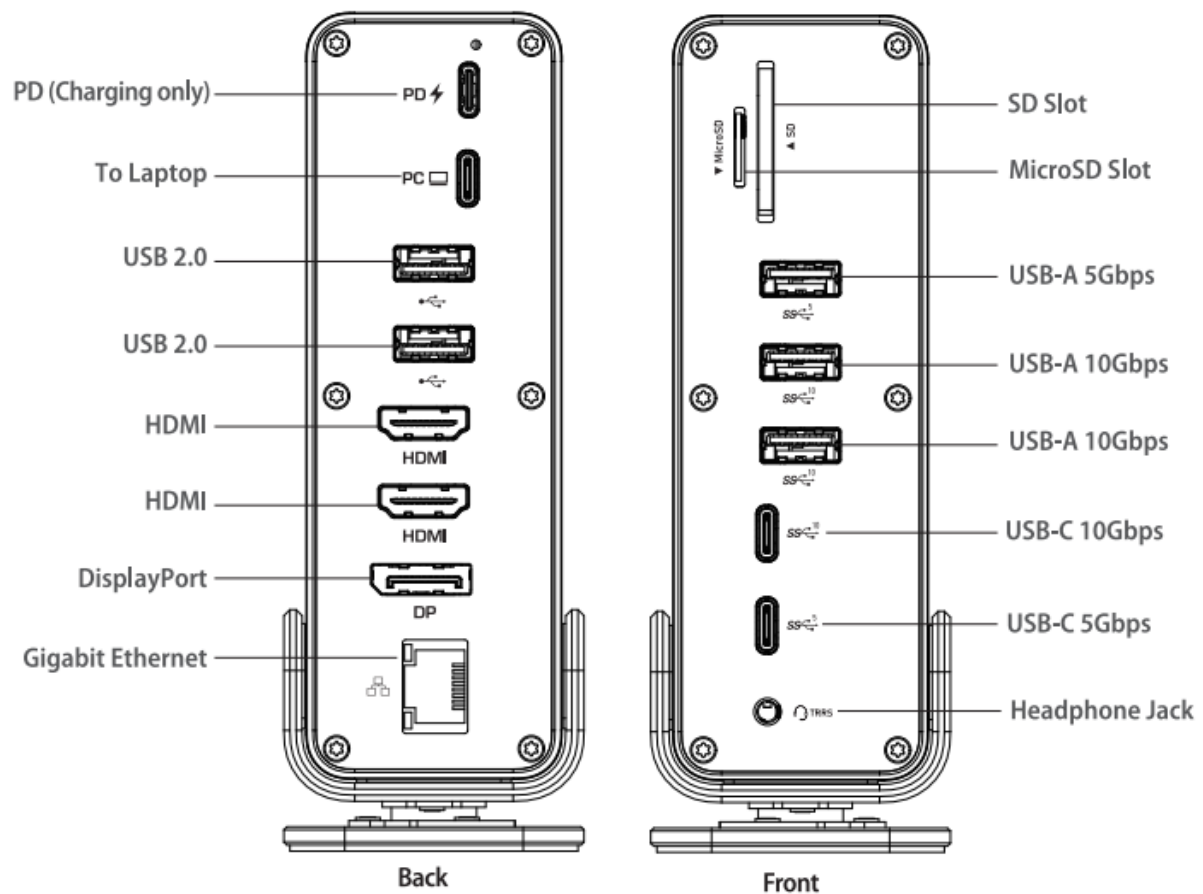
Important Note

- Firstly, please confirm the USB-C port on your device supports DisplayPort Alternate Mode (DP Alt Mode). Some USB-C ports only work for charging or data transfer, no video output function.
- For more stable connection when using multiple devices, connect a PD power adaptor to the USB-C PD port for extra power.
- The bottom of the docking stand may be covered with a protective film, please peel off before use.

Installation

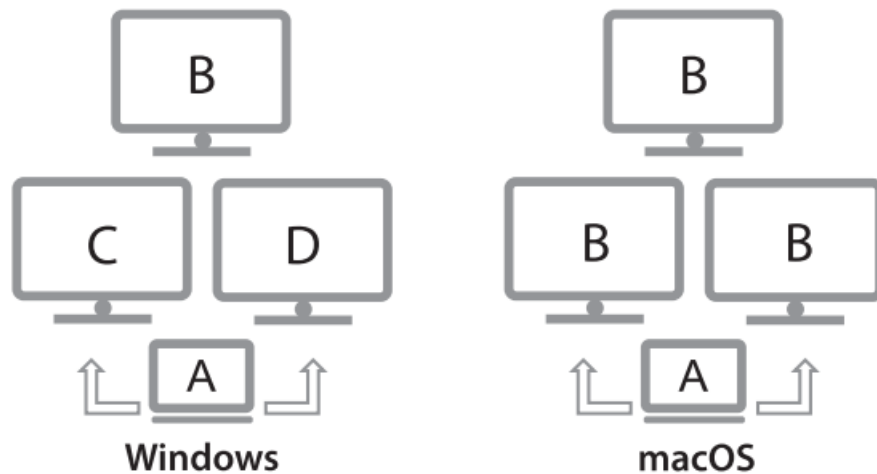
1. Connect USB-C cable to USB-C port on the dock labelled “PC” and another end to PC
2. Plug the laptop USB-C power adaptor into the dock USB-C port labelled “PD”

Interface



MST (Multi Stream Transport)

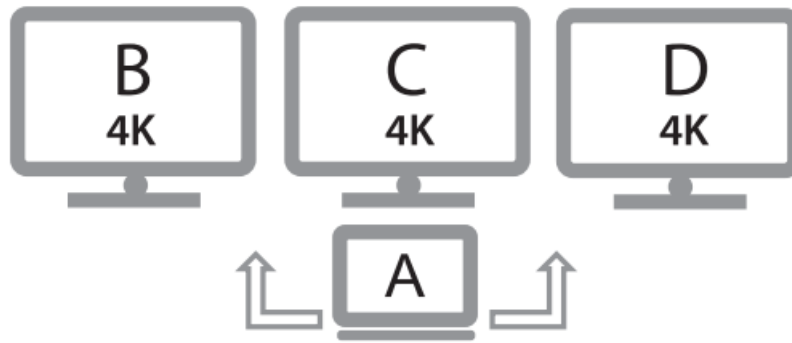
MST is supported by Windows only, macOS only can support one extended screen



Display Mode (Windows)

Laptop GPU with DP 1.4 + DSC (Display Stream Compression): Support 3x Extended Screens at 4K Resolution

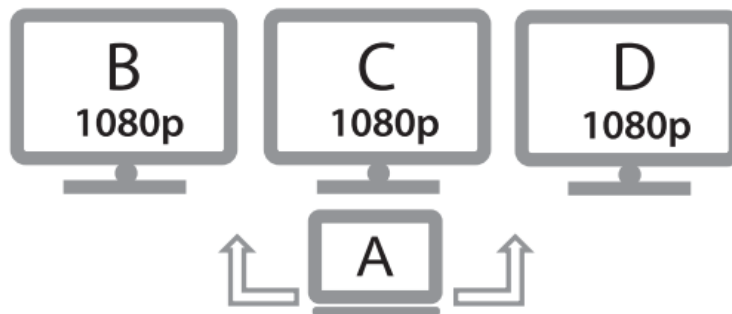
- Support up to 2x 4K@60Hz and 1x 4K@30Hz"
- For Intel 11th Gen Mobile Processors and later
- For AMD Ryzen 4000 Mobile Processors and later



Laptop GPU with DP 1.4 (no DSC):

Support 3x Extended Screens at 1080p Resolution

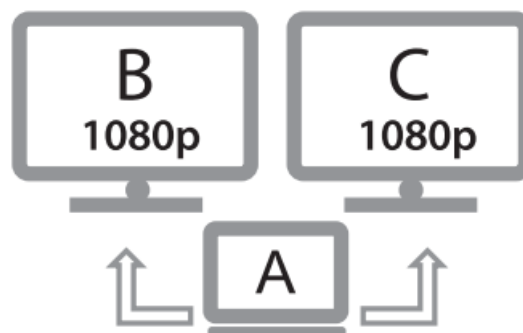
- For Intel 10th Gen Mobile Processors (Ice Lake Only)
- For AMO Ryzen 3000 Mobile Processors



Laptop GPU with DP 1.2:

Support 2x Extended Screens at 1080p Resolution

- For Intel 8th -10th Gen Mobile Processors
- For AMO Ryzen 2000 Mobile Processors



*The refresh rate can vary on different laptops. Screen Refresh rate on each screen also depends on laptop GPU performance and the bandwidth limit of the USB-C port

FAQ

What do I need to know before using this docking?

Please confirm the USB-C port on your device supports DisplayPort Alternate Mode (DP Alt Mode). Some USB-C ports only work for charging or data transfer, no video output function.

What is DP Alt Mode?

At its most basic level, DP Alt Mode means that device manufacturers would no longer need to put dedicated display ports (whether DisplayPort, VGA, or HDMI) on their devices, and could instead fill out their devices entirely with USB port for all digital I/O.

What is Multi Stream Transport (MST)?

MST is a DisplayPort standard. MST allows multiple displays to be connected to a single DP port or USB-C with DP Alt Mode. It does this by combining multiple video signals into a single stream (a process known as multiplexing) and sending it to a device (MST Hub) that unbundles the signal.

My laptop has DP Alt Mode, but still no display from HDMI port?

First, make sure the USB-C docking station is connected to your laptop's USB-C port with DP Alt Mode support (normally only one USB-C port on laptop support display output).

It is possible that the extended display is disabled on your computer. Try to click "WIN+ P" keys (in Windows 10/11) and check what options of display you have.

Does it support macOS?

It works on macOS, but macOS doesn't support MST, so only one extended mode can be supported by macOS

How to check if my laptop GPU is DP1 .2 or DP1 .4?

Please check laptop manufacture website for detail of the CPU and USB-C port features, Intel Core Mobile Processors 8th-10th Gen is DP1 .2, Intel Core Mobile Processors 11th Gen or later will support DP1 .4 over USB-C.

Where to setup Extend Screen Mode on Windows?

You can right click Desktop and click "Display settings" option from menu, or click Start> Settings> System > Display. Then select "Extend these displays"

Warranty

1 Year limited Warranty. Our goods come with guarantees that cannot be excluded under the Australian Consumer Law. You are entitled to a replacement or refund for a major failure and for compensation for any other reasonably foreseeable loss or damage. You are also entitled to have the goods repaired or replaced if the goods fail to be of acceptable quality and the failure does not amount to a major failure.

For our assistance with regards to warranty please email to support@simplecom.com.au or create a support ticket at <http://www.simplecom.com.au>

© Simplecom Australia All Rights Reserved. Simplecom is a registered trademark of Simplecom Australia Pty Ltd. All other trademarks are property of their respective owner. Specifications and external appearance are subject to change without notice. Warranty and technical support covering this product are only valid in the country or region of purchase.



www.simplecom.com.au



support@simplecom.com.au



Features

- Significantly increase productivity with this 15-in-1 docking station
- Triple display support up to three extended displays in 4K resolution
- Support MST (Multi Stream Transport) for mirror or extended screens
- HDMI and DP ports support UHD resolutions up to 4K@60Hz
- Supports Power Delivery up to 100W charging via the USB-C port
- Multiple USB-A and USB-C data ports support up to 10Gbps
- Gigabit Ethernet support connection speeds of up to 1000Mbps
- 2 Slot Card reader for SD and microSD with SuperSpeed transfer rate
- Plug and play, no Driver or software required
- Aluminum casing, durable and better heat dissipation
- Rotatable vertical stand can save desk space

Specifications

- Material: Aluminum
- Host Interface: USB-C Female
- USB-A Data Ports: 2x USB 480Mbps, 1 x USB 5Gbps, 2x USB 10Gbps
- USB-C Data Ports: 1x USB 5Gbps, 1x USB 10Gbps

- Display Ports: 2x HDMI 2.0, 1x DP 1.4
- HDMI Resolution: up to 4K@60Hz (3840×2160)
- DP Resolution: up to 4K@60Hz (3840×2160)
- Network Port: RJ45 Gigabit Ethernet (10/100/1000 Mbps)
- Audio Port: 4-Pole TRRS 3.5mm Audio Jack (Stereo&Mic Combo)
- Card Reader: SD and MicroSD (SuperSpeed SGBps)
- PD Charging: 1x USB-C Female (for charging only), up to 100W
- Operation Temperature: 0 – 50°C
- Dimension: 12.6cm(13.8cm*) x 12.1 cm x 4.2cm (ith vertical stand)

System Requirements

- Available USB-C port with DP Alt Mode (DisplayPort Alternate Mode) support
 - Thunderbolt USB-C port, USB4 port are recommended
 - Windows 10 or above for MST and extended screens support macOS does not support MST technology and will only support one extended mode output
- Laptop GPU with DP1.4 supports up to 3x extended screens Laptop GPU with DP1.2 supports up to 2x extended screens For 3x extended screens at 4K resolution, DP 1.4 and DSC (Display Stream Compression) are required for laptop GPU

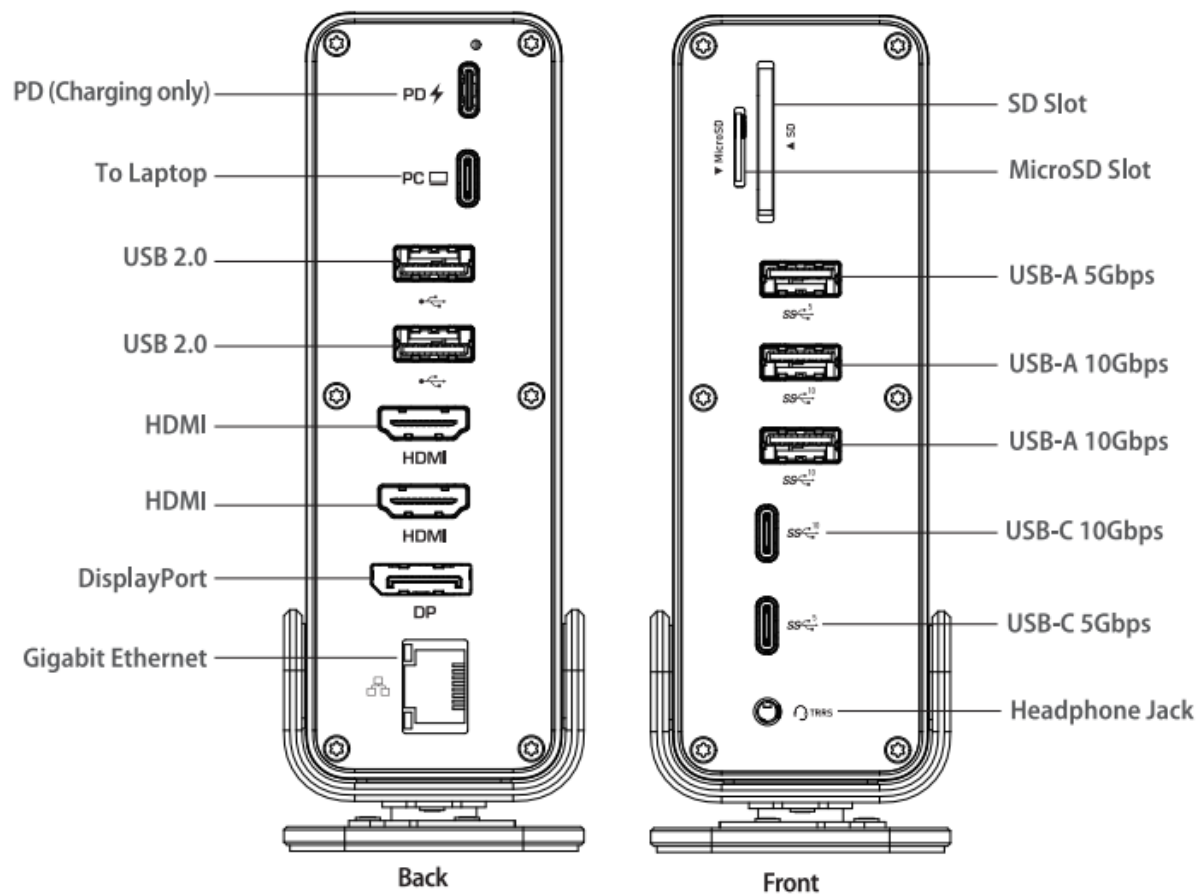
Important Note

- Firstly, please confirm the USB-C port on your device supports DisplayPort Alternate Mode (DP Alt Mode). Some USB-C ports only work for charging or data transfer, no video output function.
- For more stable connection when using multiple devices, connect a PD power adaptor to the USB-C PD port for extra power.
- The bottom of the docking stand may be covered with a protective film, please peel off before use.

Installation

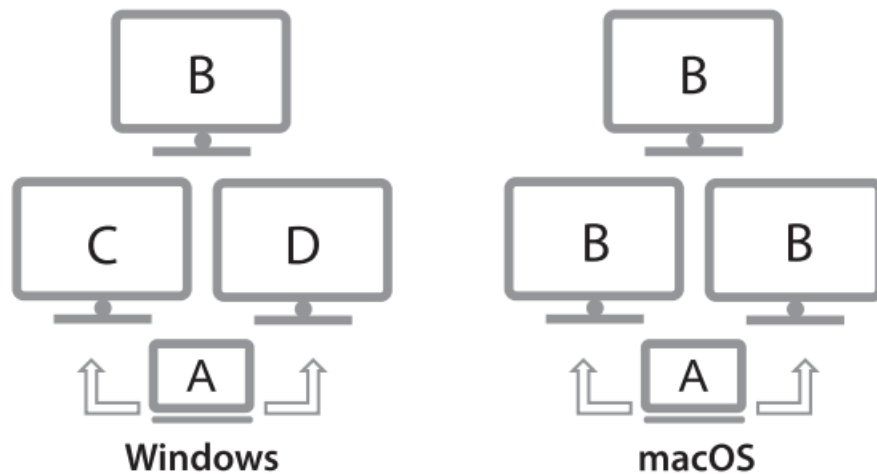
1. Connect USB-C cable to USB-C port on the dock labelled “PC” and another end to PC
2. Plug the laptop USB-C power adaptor into the dock USB-C port labelled “PD”

Interface



MST (Multi Stream Transport)

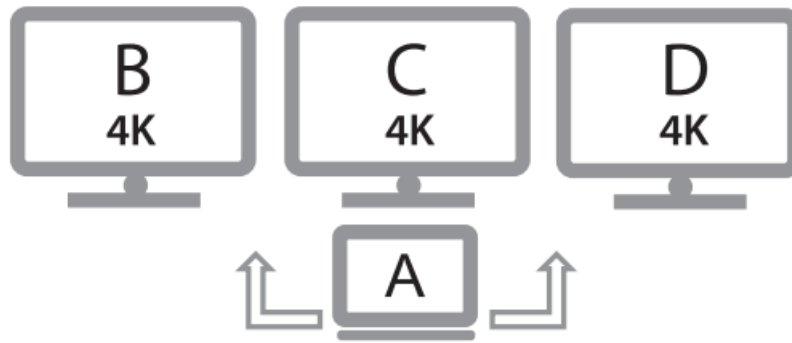
MST is supported by Windows only, macOS only can support one extended screen



Display Mode (Windows)

Laptop GPU with DP 1.4 + DSC (Display Stream Compression): Support 3x Extended Screens at 4K Resolution

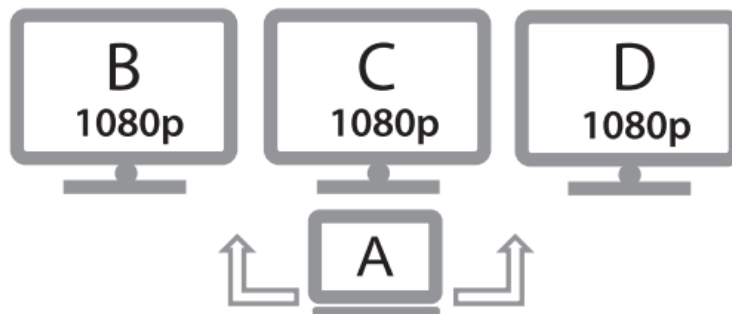
- Support up to 2x 4K@60Hz and 1x 4K@30Hz"
- For Intel 11th Gen Mobile Processors and later
- For AMD Ryzen 4000 Mobile Processors and later



Laptop GPU with DP 1.4 (no DSC):

Support 3x Extended Screens at 1080p Resolution

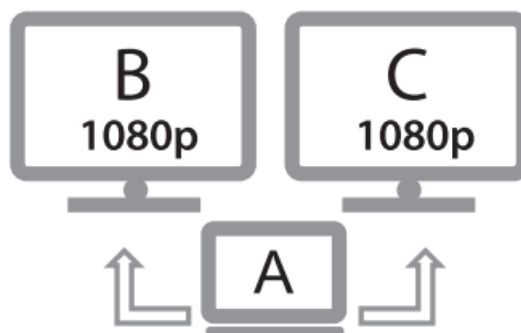
- For Intel 10th Gen Mobile Processors (Ice Lake Only)
- For AMO Ryzen 3000 Mobile Processors



Laptop GPU with DP 1.2:

Support 2x Extended Screens at 1080p Resolution

- For Intel 8th -10th Gen Mobile Processors
- For AMO Ryzen 2000 Mobile Processors



*The refresh rate can vary on different laptops. Screen Refresh rate on each screen also depends on laptop GPU performance and the bandwidth limit of the USB-C port

FAQ

What do I need to know before using this docking?

Please confirm the USB-C port on your device supports DisplayPort Alternate Mode (DP Alt Mode). Some USB-C ports only work for charging or data transfer, no video output function.

What is DP Alt Mode?

At its most basic level, DP Alt Mode means that device manufacturers would no longer need to put dedicated display ports (whether DisplayPort, VGA, or HDMI) on their devices, and could instead fill out their devices entirely with USB port for all digital I/O.

What is Multi Stream Transport (MST)?

MST is a DisplayPort standard. MST allows multiple displays to be connected to a single DP port or USB-C with DP Alt Mode. It does this by combining multiple video signals into a single stream (a process known as multiplexing) and sending it to a device (MST Hub) that unbundles the signal.

My laptop has DP Alt Mode, but still no display from HDMI port?

First, make sure the USB-C docking station is connected to your laptop's USB-C port with DP Alt Mode support (normally only one USB-C port on laptop support display output).

It is possible that the extended display is disabled on your computer. Try to click "WIN+ P" keys (in Windows 10/11) and check what options of display you have.

Does it support macOS?

It works on macOS, but macOS doesn't support MST, so only one extended mode can be supported by macOS

How to check if my laptop GPU is DP1 .2 or DP1 .4?

Please check laptop manufacture website for detail of the CPU and USB-C port features, Intel Core Mobile Processors 8th-10th Gen is DP1 .2, Intel Core Mobile Processors 11th Gen or later will support DP1 .4 over USB-C.

Where to setup Extend Screen Mode on Windows?

You can right click Desktop and click "Display settings" option from menu, or click Start> Settings> System > Display. Then select "Extend these displays"

Warranty

1 Year limited Warranty. Our goods come with guarantees that cannot be excluded under the Australian Consumer Law. You are entitled to a replacement or refund for a major failure and for compensation for any other reasonably foreseeable loss or damage. You are also entitled to have the goods repaired or replaced if the goods fail to be of acceptable quality and the failure does not amount to a major failure.

For our assistance with regards to warranty please email to support@simplecom.com.au or create a support ticket at <http://www.simplecom.com.au>

© Simplecom Australia All Rights Reserved. Simplecom is a registered trademark of Simplecom Australia Pty Ltd. All other trademarks are property of their respective owner. Specifications and external appearance are subject to change without notice. Warranty and technical support covering this product are only valid in the country or region of purchase.




www.simplecom.com.au



support@simplecom.com.au

Documents / Resources

	<p>Simplecom CHT815 15 In 1 USB C 4K Triple Display MST Docking Station [pdf] User Manual</p> <p>CHT815 15 In 1 USB C 4K Triple Display MST Docking Station, CHT815, 15 In 1 USB C 4K Triple Display MST Docking Station, USB C 4K Triple Display MST Docking Station, 4K Triple Display MST Docking Station, Triple Display MST Docking Station, MST Docking Station, Docking Station</p>
---	--