

Simple Designs LF2000 Reading Floor Lamp



Simple Designs LF2000 Reading Floor Lamp Instruction Manual

[Home](#) » [Support](#) » Simple Designs LF2000 Reading Floor Lamp Instruction Manual 

Contents

- 1 Simple Designs LF2000 Reading Floor Lamp
- 2 INTRODUCTION
- 3 SPECIFICATIONS
- 4 WHAT'S IN THE BOX
- 5 PRODUCT DIMENSIONS
- 6 PRODUCT OVERVIEW
- 7 IMPORTANT SAFETY INSTRUCTIONS
- 8 ASSEMBLY INSTRUCTIONS
- 9 FEATURES
- 10 SETUP GUIDE
- 11 CARE & MAINTENANCE
- 12 PROS & CONS
- 13 WARRANTY
- 14 CUSTOMER REVIEWS
- 15 LIMITED WARRANTY
- 16 FREQUENTLY ASKED QUESTIONS
- 17 VIDEO – PRODUCT OVERVIEW
- 18 References
- 19 Related Posts



Simple Designs LF2000 Reading Floor Lamp



Questions?

E-mail our customer service department at customerservice@alltherages.com

INTRODUCTION

A source of elegance and practicality, the Simple Designs LF2000 Reading Floor Lamp is made to improve your living room, office, or reading corner. Made by Simple Designs, this sleek and contemporary lamp was introduced to transform your lighting experience. This lamp adds flair and functionality to any home with its modern design and adjustable reading light. With its huge shade diameter of 11.35 inches and tall 71 inches, the LF2000 is sure to make a statement in any setting. This adaptable lamp offered affordability without sacrificing quality when it was first brought to the market at a competitive price range.

PRICE: \$28.05

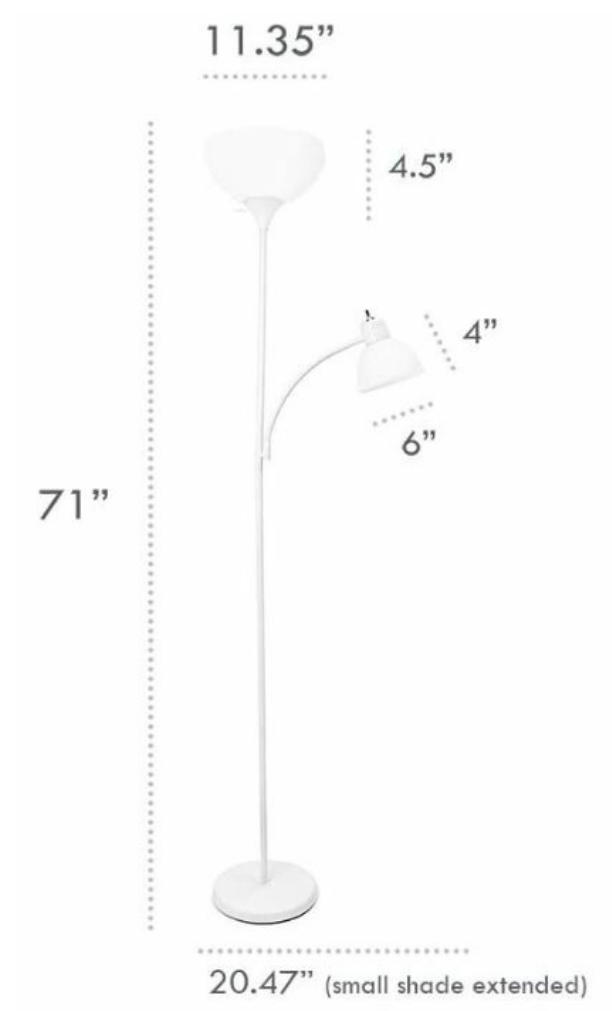
SPECIFICATIONS

Brand	Simple Designs
Product Dimensions	11.35 D x 20.47 W x 71 H INCHES
Special Feature	3-Way
Light Source Type	LED
Finish Type	Painted
Material	Plastic, Metal
Lamp Type	Floor Lamp
Power Source	Corded Electric
Shape	Bulb
Switch Type	Rotary
Number of Light Sources	2
Connectivity Technology	USB
Cable Length	5 Feet
Mounting Type	Floor Mount
Wattage	100 watts
Control Method	Touch
Bulb Base	E26 Medium
Voltage	110 Volts
Base Diameter	20.47 Inches
Manufacturer	All the Rages Inc
Item Weight	9.35 pounds
Item model number	LF2000
Warranty Description	1 year limited

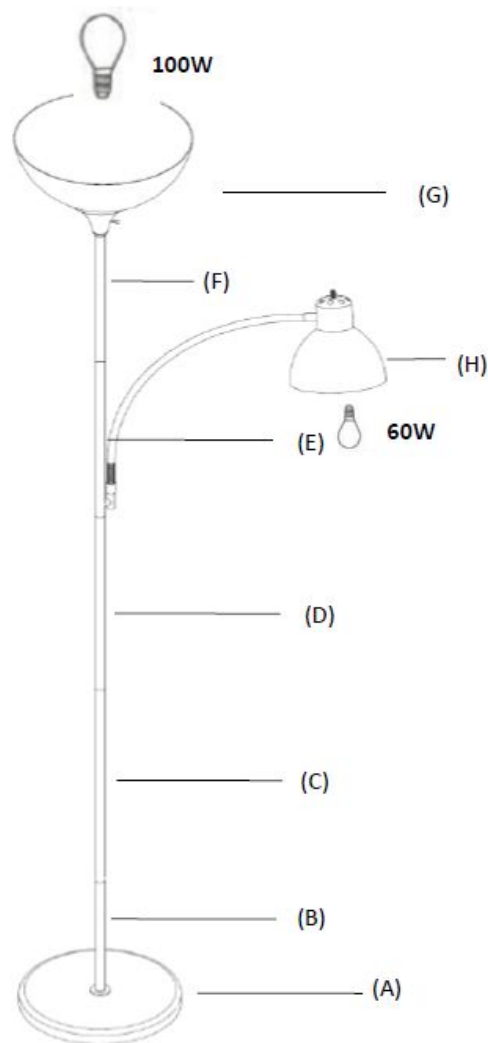
WHAT'S IN THE BOX

- Floor Lamp
- Instruction Manual

PRODUCT DIMENSIONS



PRODUCT OVERVIEW



- **100W** 1 x Type A 3-Way Medium Base Bulb (not included)
- **60W** 1 x Type A Medium Base Bulb (not included)

IMPORTANT SAFETY INSTRUCTIONS

- This portable lamp has a polarized plug (one blade is wider than the other). As a safety feature to reduce the risk of electrical shock and fire, this plug will fit in a polarized outlet only one way. If the plug does not fit fully in the outlet, reverse the plug. If it still does not fit, contact a qualified electrician. Never use an extension cord unless the plug can be fully inserted. Do not alter this safety feature.
- This lamp is for indoor use only. The lamp should not be used near water. Never immerse the lamp in water or other liquids. Never cover the lamp with any object including cloth or paper as this is a fire hazard. Do not handle the bulb immediately after the light is turned off as it will be hot. This is not a toy.

ASSEMBLY INSTRUCTIONS

1. Lay out all parts on a flat surface.
2. Begin assembly at the bottom of the lamp.
3. Insert lamp pole (B) into lamp base (A) and tighten.
4. Insert lamp pole (C) into lamp pole (B) and tighten.
5. Repeat for lamp poles (D), (E), and (F). *If necessary, pull the cord down through the poles and out the bottom of the base.

6. Remove the socket nut from the floor lamp, install the lamp shade (G) into the lamp holder, and secure by replacing the socket nut.
7. Remove the socket nut from the reading light, install lamp shade (H) into the lamp holder, and secure by replacing the socket nut.
8. Install bulbs. Only use bulbs of specified type and maximum rated wattage or less.
9. Plug the electrical supply cord into the wall outlet.

FEATURES

- **Adjustable Reading Light:** In addition to the primary floor lighting, this lamp has a completely adjustable reading/task light.
- **Neutral Colors:** This lamp's design allows it to blend in with almost any type of interior design.
- **Versatile Use:** For the ideal quantity of light, place it next to an armchair, by the bed, by a desk, or at a craft table.



- Comes with a separate reading light that can be precisely positioned thanks to its metal gooseneck arm.
- **Modern Style:** Finished in white paint and with white plastic shades, this design is modern.
- **Simple Assembly:** This lamp requires some assembly.
- **Dimensions:** The reading light is included in the 20.47" wide, 71" tall stand, and has a big shade diameter of 11.35".
- **Light Bulbs:** One X 60W equivalent type A medium base bulb is used for the reading light, and one X 100W equivalent 3-way type A medium base bulb is used for the main light (bulbs not included).
- **Robust Construction:** According to customer feedback, the light is both fashionable and robust.
- With its three-way switch, you can adjust the illumination to suit your needs by choosing from low, medium, or high settings.

SETUP GUIDE

- Comply with the lamp's assembly instructions.
- Make sure every component is fastened securely.
- The lamp should be positioned where you want it.
- Put the right light bulbs in the reading and main lights.
- You can move the reading light to wherever you'd like.
- To change the brightness levels, experiment with the various settings on the three-way switch.

CARE & MAINTENANCE

- Unplug the fixture before cleaning.
- Use a clean, dry, soft, lint-free cloth.
- Do not use water or other chemical cleaning agents.
- Dust the lamp often to maintain its cleanliness.
- To clean the lamp, use a gentle cloth moistened with water or a mild cleaner.
- Steer clear of applying abrasive or harsh chemicals on the lamp.
- Periodically check for and tighten any loose screws or connections.
- When light bulbs need to be changed, do so to preserve ideal lighting.
- Avoid placing the lamp in direct sunlight to avoid discoloration.
- Stop using the lamp immediately if any part becomes damaged, and get professional help if necessary.
- To keep the lamp from toppling over, make sure it is positioned on a sturdy surface.
- To prevent damage, read the manufacturer's instructions on the kind and wattage of the lightbulb.
- When not in use, keep the light in a secure location to avoid accidental damage.

PROS & CONS

PROS:

- A reading light that can be adjusted to provide customised lighting.
- Modern style that blends well with many types of decor.
- Use it wherever, such as next to desks or bedside tables.
- Sturdy structure guarantees longevity.
- separate reading light that is positioned precisely.
- Simple assembly allows for speedy setup.
- Three-position switch to adjust brightness settings.
- Colors that are neutral can blend well into any space.
- Lots of light coverage is provided by the large shade diameter.
- An elegant and useful addition to your area.

CONS:

- For consumers looking for fully finished products, the fact that some assembly is necessary could be a disadvantage.

- Not included; bulbs must be purchased separately.
- There aren't many color possibilities.
- Its height may make it unsuitable for extremely tiny places.
- Premium materials may not appeal to people who use plastic shades.
- needs upkeep and dusting on a regular basis to stay clean.
- For extremely bright illumination requirements, the main light bulb's wattage might not be adequate.
- Its design makes it unsuitable for outdoor use.
- might topple over if not set down on a firm surface.
- comparatively little warranty coverage versus other brands.

WARRANTY

Product listings from different shops and sources generally state that the Simple Designs LF2000 Reading Floor Lamp is covered by a 1-year limited warranty. For a predetermined amount of time following the date of purchase, this warranty covers flaws in the materials and workmanship. Furthermore, the lamp is frequently covered by the manufacturer's warranty, which guarantees that consumers may get help in the event that there are any problems with the product's functionality or quality.

CUSTOMER REVIEWS

- "I adore the way this lamp illuminates my reading nook! The light's adjustable feature is ideal.
- "Easy to assemble and looks great in my living room."
- "The design is sleek and modern, exactly what I was looking for."
- "Great value for the price; it exceeded my expectations."
- "Sturdy construction; feels well-made and durable."
- "The separate reading light is a game-changer; I can focus the light where I need it most."

LIMITED WARRANTY

All the Rages Inc, a New Jersey corporation, having its principal place of business at 355 Eisenhower Parkway Suite 101, Livingston, NJ 07039 (All the Rages) warrants its products (the "products") as follows:

1. Limited Warranty

Manufacturer warrants that the products sold hereunder will be free from defects in material and workmanship for a period of one (1) year from the date of purchase. If the products do not conform to this Limited Warranty during the warranty period (as herein above specified), Buyer shall notify Manufacturer in writing of the claimed defects and demonstrate to Manufacturer's satisfaction that said defects are covered by this Limited Warranty. If the defects and proof of purchase are properly reported to the Manufacturer within the warranty period, and the defects are of such type and nature as to be covered by this warranty, the Manufacturer shall, at its own expense, furnish replacement products or, at Manufacturer's option, replacement parts for the defective products. Installation of the replacement products or replacement parts shall be at the Buyer's expense.

2. Exclusive Obligation

THIS WARRANTY IS EXCLUSIVE. The sole and exclusive obligation of the Manufacturer shall be to repair or replace the defective products in the manner and for the period provided above. The manufacturer shall not have any other obligation with respect to the products or any part thereof, whether based on contract, tort, strict liability, or otherwise. Under no circumstances, whether based on this Limited Warranty or otherwise, shall the

Manufacturer be liable for incidental, special, or consequential damages.

3. Other Statements

Manufacturer's employees or representatives' oral or other written statements do not constitute warranties, shall not be relied upon by Buyer, and are not part of the contract for sale or this limited warranty.

4. Entire Obligation

This Limited Warranty states the entire obligation of the Manufacturer with respect to the products. If any part of this Limited Warranty is determined to be void or illegal, the remainder shall remain in full force and effect.

ALL THE RAGES INC

355 EISENHOWER PARKWAY SUITE 101 LIVINGSTON, NJ 07039 WWW.ALLTHERAGES.COM

PRINTED IN CHINA

FREQUENTLY ASKED QUESTIONS

What should I do if the Simple Designs LF2000 Reading Floor Lamp fails to turn on when I touch the control panel?

If the Simple Designs LF2000 Reading Floor Lamp does not turn on when you touch the control panel, ensure that the lamp is plugged into a functioning power outlet. Check for any visible damage to the power cord or plug. If the issue persists, contact Simple Designs customer support for assistance with troubleshooting.

How can I troubleshoot flickering lights on the Simple Designs LF2000 Reading Floor Lamp?

Flickering lights on the Simple Designs LF2000 Reading Floor Lamp may indicate a loose connection or a faulty bulb. Ensure that the bulb is securely screwed into the socket. If the issue persists, try replacing the bulb with a new one compatible with the lamp's specifications.

What should I do if the touch control of the Simple Designs LF2000 Reading Floor Lamp becomes unresponsive?

If the touch control of the Simple Designs LF2000 Reading Floor Lamp becomes unresponsive, ensure that the lamp is plugged into a stable power source. Clean the touch-sensitive area of the lamp with a soft, dry cloth to remove any dirt or debris that may be interfering with its functionality. If the issue persists, contact Simple Designs customer support for further assistance.

How can I troubleshoot an issue with the brightness adjustment feature of the Simple Designs LF2000 Reading Floor Lamp?

If you are unable to adjust the brightness of the Simple Designs LF2000 Reading Floor Lamp, ensure that the lamp is receiving power and that the bulb is functioning correctly. Check the lamp's settings for any available brightness adjustment options. If the issue persists, contact Simple Designs customer support for troubleshooting assistance.

What should I do if the bulb in the Simple Designs LF2000 Reading Floor Lamp burns out prematurely?

If the bulb in the Simple Designs LF2000 Reading Floor Lamp burns out prematurely, ensure that you are using a bulb compatible with the lamp's specifications. Check the wattage and bulb base to ensure compatibility.

How can I troubleshoot an issue with the USB connectivity of the Simple Designs LF2000 Reading Floor Lamp?

If the USB port on the Simple Designs LF2000 Reading Floor Lamp is not functioning, check if the lamp is receiving power from the outlet. Inspect the USB cable and port for any visible damage or debris. Try connecting different devices to the USB port to determine if the issue is with the lamp or the connected device.

What should I do if the Simple Designs LF2000 Reading Floor Lamp flickers or dims intermittently?

If the Simple Designs LF2000 Reading Floor Lamp flickers or dims intermittently, ensure that the lamp is securely plugged into a stable power source. Check for any loose connections in the power cord or plug.

How can I troubleshoot an issue with the lamp emitting a buzzing sound when turned on?

If the Simple Designs LF2000 Reading Floor Lamp emits a buzzing sound when turned on, ensure that the lamp is plugged into a grounded outlet. Check for any loose components or debris inside the lamp's housing.

What should I do if the lamp base of the Simple Designs LF2000 Reading Floor Lamp is unstable?

If the base of the Simple Designs LF2000 Reading Floor Lamp is unstable, ensure that it is placed on a flat and level surface. Check for any damage or irregularities in the base that may affect stability. If necessary, adjust the position of the lamp to distribute weight evenly.

How can I troubleshoot an issue with the lamp's control panel becoming unresponsive after prolonged use?

If the control panel of the Simple Designs LF2000 Reading Floor Lamp becomes unresponsive after prolonged use, try unplugging the lamp from the power source and allowing it to cool down for a few minutes. Afterward, plug it back in and attempt to use the control panel again.

What is the warranty description for the Simple Designs LF2000 Reading Floor Lamp?

The Simple Designs LF2000 Reading Floor Lamp comes with a 1-year limited warranty.

What is the connectivity technology featured in the Simple Designs LF2000 Reading Floor Lamp?

The Simple Designs LF2000 Reading Floor Lamp features USB connectivity technology.

What is the wattage of the Simple Designs LF2000 Reading Floor Lamp?

The wattage of the Simple Designs LF2000 Reading Floor Lamp is 100 watts.


How is the Simple Designs LF2000 Reading Floor Lamp controlled?

The Simple Designs LF2000 Reading Floor Lamp is controlled via touch.

What is the bulb base type used in the Simple Designs LF2000 Reading Floor Lamp?

The Simple Designs LF2000 Reading Floor Lamp uses an E26 Medium bulb base.

VIDEO – PRODUCT OVERVIEW



[Download the PDF link: Simple Designs LF2000 Reading Floor Lamp Instruction Manual](#)
[Reading-Floor-Lamp-Instruction-Manual.mp4](#)

References

- [User Manual](#)

[Manuals+](#), [Privacy Policy](#)

This website is an independent publication and is neither affiliated with nor endorsed by any of the trademark owners. The "Bluetooth®" word mark and logos are registered trademarks owned by Bluetooth SIG, Inc. The "Wi-Fi®" word mark and logos are registered trademarks owned by the Wi-Fi Alliance. Any use of these marks on this website does not imply any affiliation with or endorsement.