



SILVERCREST SSUSB 2 A1 USB Socket Adapter Owner's Manual

[Home](#) » [SILVERCREST](#) » SILVERCREST SSUSB 2 A1 USB Socket Adapter Owner's Manual 

Contents

- [1 SILVERCREST SSUSB 2 A1 USB Socket Adapter](#)
- [2 Product Usage Instructions](#)
- [3 Technical Data](#)
- [4 Cleaning](#)
- [5 Disposal](#)
- [6 Technical Symbols](#)
- [7 Documents / Resources](#)
 - [7.1 References](#)
- [8 Related Posts](#)

SILVERCREST®

SILVERCREST SSUSB 2 A1 USB Socket Adapter



Specifications:

- Product Name: USB Socket
- Nominal Current: 16 A
- Nominal Voltage: 250 V ~
- USB Type: USB 2.0 Type A
- Input Voltage: 180 – 250 V ~, 50/60 Hz, max. 0.5 A
- Output Voltage: 5.0 V
- Max Output Current: 2.8 A total / 1.4 A individual
- Max Power Output: 14.0 W
- Dimensions: 78 x 78 x 56 mm (LxWxH)
- Installation Depth: 46 mm

Product Usage Instructions

Cleaning:

To clean the USB socket, make sure no water penetrates the inside to avoid electrical shock.

Installation:

1. Turn off power before installation.

2. Remove the existing wall socket.
3. Connect the wires following the L (Phase) and N (Neutral) markings.
4. Insert the USB socket into the wall and secure it with screws.
5. Turn on power and test the USB ports.

Disposal:

When disposing of the product, ensure compliance with local environmental regulations. Dispose of the packaging responsibly.

FAQ:

- **Q: What is the maximum output current of the USB ports?**

A: The USB ports have a maximum total output of 2.8 A and a maximum individual output of 1.4 A.

- **Q: Can this USB socket be used outdoors?**

A: No, devices with this symbol may only be operated indoors in a dry environment.

- **Q: How can I contact the service center for assistance?**

A: For service inquiries, please contact the Service Center at the provided telephone number or email address based on your location.

SOCKET WITH USB PORTS**Contents**

- 1 wall socket insert
- 1 single frame

Information!

Installation only by persons with the relevant elec-tro-technical knowledge and experience! *) With an improper installation you endanger

- your own life,
- the life of the user of the electrical installation. With an improper installation, you risk big damage to property, e.g. by fire.

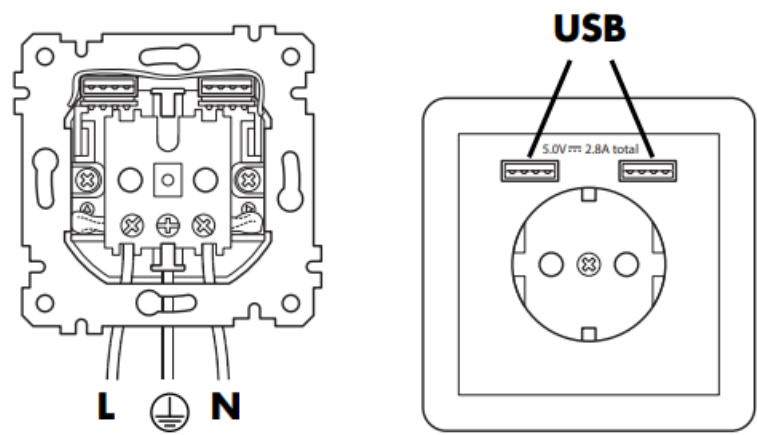
You are threatened by personal liability with reference to personal injury and damage to property.


Contact a professional electrician!

- Necessary specialized knowledge for the installation:
- the essential requirements ("the five safety rules") for ensuring that the electrical installation at the work location is dead and secure for the duration of the work:
 - disconnect completely;
 - secure against re-connection;
 - verify that the installation is dead;
 - carry out earthing and short-circuiting;
 - provide protection against adjacent live parts,
- selection of the suitable tools, measuring instructions, and, if necessary, the personal protection equipment,


- evaluation of the results of the measurements,
- selection of electrical accessories to ensure the conditions for disconnection,
- IP-degrees,
- installation of electrical accessories,
- type of supply system (TN-system, IT system, TT-system) and corresponding connecting conditions (protective earthing, required protection measures, etc.).

SSUSB 2 A1




- L: Live
-  Protective earth
- N: Neutral

Technical Data

Earthed wall socket	
Nominal current:	16 A
Nominal voltage:	250 V ~
USB 2.0 type A	
Input:	180 – 250 V ~, 50/60 Hz, max. 0.5 A
Output:	5.0 V  max. 2.8 A total/max. 1.4 A individual, max. 14.0 W
Dimensions: Installation depth:	78 x 78 x 56 mm (LxWxH) 46 mm

Cleaning

 **Warning!** To avoid any electrical shock, water must not penetrate the inside.

- Clean the sockets using a slightly dampened cloth only.

Disposal

This product is subject to the provisions of European Directive 2012/19/EC. The symbol showing a wheelie bin crossed through indicates that the product requires separate refuse collection in the European Union. This applies to the product and all accessories marked with this symbol. Products identified with this symbol may not be discarded with normal household waste but must be taken to a collection point for recycling electric and electronic appliances.



This recycling symbol marks e.g. an object or parts of the material as valuable for recycling. Recycling helps to reduce the consumption of raw materials and protect the environment.



Packaging

When disposing of the packaging, make sure you comply with the environmental regulations applicable in your country.








Supplier

Please note that the address below is not a service address. In the first instance, contact the service center mentioned above.

- HOYER Handel GmbH
- Kühnehöfe 12
- 22761 Hamburg
- GERMANY

You can download these instructions and many other manuals, product videos, and software from www.lidl-service.com.

Technical Symbols

	Protective earth connection
	With the CE marking, HOYER Handel GmbH declares conformity with EU guidelines.
	Devices with this symbol may only be operated indoors (dry environment).
	This symbol reminds you to dispose of the packaging in an environmentally friendly manner.
	Recyclable materials: cardboard (except corrugated cardboard)




Service-Center

If you require service, please contact our Service Centre:

Service Great Britain

- Tel.: 0800 404 7657
- E-Mail: hoyer@lidl.co.uk

Documents / Resources

	SILVERCREST SSUSB 2 A1 USB Socket Adapter [pdf] Owner's Manual SSUSB 2 A1 USB Socket Adapter, SSUSB 2 A1, USB Socket Adapter, Socket Adapter, Adapter
---	--

References

- [eBay.de/](#)

- [User Manual](#)

[Manuals+](#), [Privacy Policy](#)

This website is an independent publication and is neither affiliated with nor endorsed by any of the trademark owners. The "Bluetooth®" word mark and logos are registered trademarks owned by Bluetooth SIG, Inc. The "Wi-Fi®" word mark and logos are registered trademarks owned by the Wi-Fi Alliance. Any use of these marks on this website does not imply any affiliation with or endorsement.