



SILVERCREST SPCK A1 Wireless Keyboard User Manual

[Home](#) » [SILVERCREST](#) » SILVERCREST SPCK A1 Wireless Keyboard User Manual 

SILVERCREST SPCK A1 Wireless Keyboard User Manual



Contents

- 1 Safety Instructions
- 2 Introduction
 - 2.1 Intended use
- 3 Trademark notices
- 4 Scope of delivery
- 5 Safety notes
- 6 Description of parts
- 7 Technical data
- 8 Before use
- 9 Operation
- 10 Storage when not in use
- 11 Cleaning
- 12 Troubleshooting
- 13 Disposal
- 14 Warranty and service
 - 14.1 Service
- 15 Documents / Resources
- 16 Related Posts

Safety Instructions

Warnings and symbols used

The symbols shown are used in the operating instructions, on the packaging and on the unit.

DANGER! This symbol with the signal word “DANGER” indicates a hazard with a high level of risk which, if not avoided, will result in serious injury or death.

WARNING! This symbol with the signal word “WARNING” indicates a hazard with a medium level of risk which, if not avoided, could result in serious injury or death.

CAUTION! This symbol with the signal word “CAUTION” indicates a hazard with a low level of risk which, if not avoided, could result in minor or moderate injury.

ATTENTION! This symbol with the signal word “ATTENTION” indicates a possible property damage.

NOTE: This symbol with the signal word “NOTE” provides additional useful information.

Direct current / voltage.

CE mark indicates conformity with relevant EU directives applicable for this product.

Introduction

We congratulate you on the purchase of your new product. You have chosen a high quality product. The instructions for use are part of the product. They contain important information concerning safety, use and disposal. Before using the product, please familiarise yourself with all of the safety information and instructions for use. Only use the product as described and for the specified applications. If you pass the product on to anyone else, please ensure that you also pass on all the documentation with it.

Intended use

This KEYBOARD (hereinafter referred to as “product”) is an information technology device. This product is intended as an input device for the connection at the USB port of a computer. This product may only be used privately and not for industrial or commercial purposes. Furthermore, this product may not be used in tropical climates. Any other use is considered improper. Any claims resulting from improper use or due to unauthorised modification of the product will be considered un-warranted. Any such use is at your own risk.

Trademark notices

- USB® is a registered trademark of USB Implementers Forum, Inc.
- Windows® is a registered trademark of Microsoft Corporation in the United States and other countries.
- The SilverCrest trademark and trade name is the property of their respective owners.
- Any other names and products are trademarks or registered trademarks of their respective owners.

Scope of delivery

- 1 x Keyboard
- 1 x Instructions for use

Safety notes

Before using the product, please familiarize yourself with all of the safety instructions and instructions for use! When passing this product on to others, please also include all the documents!



WARNING! DANGER TO LIFE AND RISK OF ACCIDENTS FOR INFANTS AND CHILDREN!



DANGER! RISK OF SUFFOCATION! Never leave children unsupervised with the packaging material. The packaging material poses a suffocation hazard. Children frequently underestimate the dangers. The packaging material is not a toy.

- This product may be used by children age 8 years and up, as well as by persons with reduced physical, sensory or mental capacities or lacking experience and/or knowledge, so long as they are supervised or instructed in the safe use of the product and understand the associated risks.

Do not allow children to play with the product. Cleaning and user maintenance should not be performed by children without supervision. The product is not a toy.



ATTENTION! RISK OF PROPERTY DAMAGE

- Check the product before every use! Discontinue use if any damage to the product or the connection cable is detected!
- This product does not contain any parts which can be serviced by the user.
- Do not place burning candles or other open fire on or next to the product.
- If you notice smoke or unusual noise or odour, immediately disconnect the USB connection.
- Do not pull the plug out of the connection socket by the cable, but always touch the plug.
- Sudden temperature changes may cause condensation inside the product. In this case, allow the product to acclimate for some time before using it again to prevent short circuits!
- Do not operate the product near heat sources, e.g. radiators or other devices emitting heat!
- Do not throw the product into fire and do not expose to high temperatures.
- Do not try to open the product! It has no internal parts requiring maintenance.



ATTENTION! Ensure that:

- No direct heat sources (e.g. heating) can affect the product.
- Any contact with splashed and dripping water and corrosive liquids is avoided and the product is not operated in the vicinity of water. In particular, the product should never be submerged in liquid; do not place any vessels filled with liquid, for example, vases or drinks, on or near the product.
- The product is not used in the immediate vicinity of magnetic fields (e.g. speakers).
- No objects are inserted into the interior of the product.
- The product is never subjected to excessive shocks and vibrations.
- No objects are placed on a connected cable and cables are not connected over sharp edges because they could be damaged otherwise.
- It is necessary to repair the product if they have been damaged in any way, for example, if the housing is damaged, if liquid or objects have penetrated the product or if the product has been exposed to rain or moisture.
- Repair work is also required if the product is not working properly or has been dropped. If smoke is produced, or there are any unusual sounds or smells, turn the product off immediately. In such cases, the product should not be used until they have been inspected by authorised service personnel. Only have the product repaired by

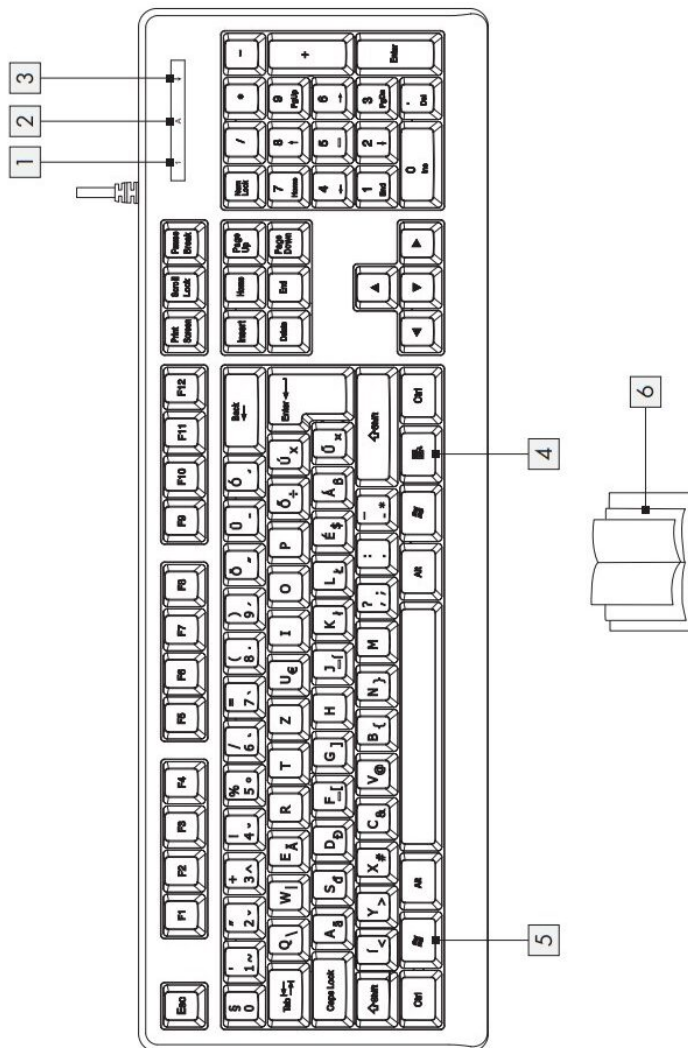
qualified personnel. Never open the housing of the product.



NOTE: The user must take regular breaks during the use of the product, in case of pain in the hands, arms or shoulder and neck area the work must be interrupted and some stretching exercises must be done.

Description of parts

Special function keys:



1. Num lock indicator
2. Caps lock indicator
3. Scroll lock indicator
4. Context menu key
5. Windows key
6. 1 Set of operation instructions



NOTE: Regional keyboard layouts may differ.

Technical data

- **Operating systems:** Microsoft® Windows® 7/8/10

- **Required ports:** 1 free USB port
- **Working voltage:** 5 V
- **Current consumption:** 100 mA (max.)
- **Cable length:** approx. 1.5 m
- **Operating temperature:** 5 to 35°C
- **Operating humidity:** 40 to 80 % RH
- **Storage temperature:** 0 to 40°C
- **Storage humidity:** 20 to 90 % RH
- **Dimensions (L x W x H):** approx. 450 x 151 x 33 mm
- **Net weight:** approx. 560 g

NOTE: The specification and design may be changed without notification.

Before use

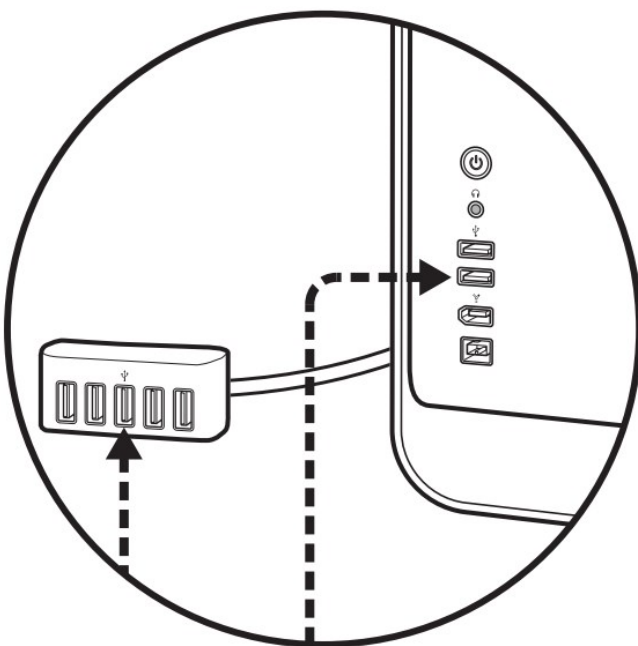
NOTE:

- Before use, verify the package contents are complete and undamaged!
- All parts have to be unpacked and the packaging material has to be removed completely.

Operation



Setup your product

- Turn ON your computer.
- Connect your PC keyboard to any free USB port of your computer or the USB hub connected to your computer.



- Your PC keyboard will be recognized by your computer and, if necessary, the necessary drivers will be installed automatically. The keyboard is now ready for use.

Functions keys

Key	Functions
	Windows key: Pop up the Start menu of the Windows.
	Context menu key: Pop up the context menu of the current apps.

Storage when not in use

Store the product in a dry indoor location protected from direct sunlight, preferably in its original packaging.

Cleaning

- Disconnect the USB connection before cleaning!
- Only clean the outside of the product using a soft, dry cloth!
- Only use a clean, dry cloth for cleaning the product and never use any corrosive liquids. Use a slightly moistened cloth and a mild cleaning agent to remove stubborn dirt.

Troubleshooting

Problem	Solution
The product does not work properly	Option 1: Make sure the USB plug is fully plugged into a USB port and the computer is on or try to use a different USB port.
	Option 2: Re-insert the USB plug into the USB port.

Disposal

Packaging:

The packaging is made of environmentally friendly materials, which may be disposed of through your local recycling facilities.



Observe the marking of the packaging materials for waste separation, which are marked with abbreviations (a) and numbers (b) with following meaning: 1–7: plastics / 20–22: paper and fibreboard / 80–98: composite materials.

Product:



Contact your municipality for information on how to dispose of your worn-out product.



The adjacent symbol of a crossed out dustbin on wheels indicates this product is subject to Directive 2012/19/EU. This directive states at the end of the life this product must not be disposed of through regular household refuse but must be returned to special collection sites, recycling depots or waste management companies.

This disposal is free of charge to you.

Protect the environment and dispose of properly. The product is recyclable, subject to extended manufacturer responsibility, and collected separately.

Warranty and service

Warranty

The product has been manufactured to strict quality guidelines and meticulously examined before delivery. In the event of product defects you have legal rights against the retailer of this product. Your legal rights are not limited in any way by our warranty detailed below.

The warranty for this product is 3 years from the date of purchase. The warranty period begins on the date of purchase. Please keep the original sales receipt in a safe location. This document is required as your proof of purchase.

Should this product show any fault in materials or manufacture within 3 years from the date of purchase, we will repair or replace it – at our choice – free of charge to you. This warranty becomes void if the product has been damaged, or used or maintained improperly.

The warranty applies to defects in material or manufacture. This warranty does not cover product parts subject to normal wear, thus possibly considered consumables (e.g. batteries) or for damage to fragile parts, e.g. switches, rechargeable batteries or glass parts.

Warranty claim procedure

To ensure quick processing of your case, please observe the following instructions:

Please have the till receipt and the item number (IAN 377705_2101) available as proof of purchase.

You will find the item number on the rating plate, an engraving, on the front page of the instructions for use (bottom left), or as a sticker on the rear or bottom of the product.

If functional or other defects occur, please contact the service department listed either by telephone or by e-mail.

You can return a defective product to us free of charge to the service address that will be provided to you. Ensure that you enclose the proof of purchase (till receipt) and information about what the defect is and when it occurred.

Service

QR Code:



OWIM GmbH & Co. KG

Stiftsbergstraße 1
74167 Neckarsulm
GERMANY


Service Great Britain

Tel.: 08000569216

E-Mail: owim@lidl.co.uk

SILVERCREST®

Documents / Resources

 <p>KEYBOARD SPCK A1</p> <p>DE: KEYBOARD Wireless Keyboard, Spill-Proof DE: SILVERCREST Handwerkzeug, Gartengeräte, Elektrowerkzeuge DE: SPCK A1 Wireless Keyboard, Spill-Proof DE: SPCK A1 Wireless Keyboard, Spill-Proof DE: SPCK A1 Wireless Keyboard, Spill-Proof</p> <p>MAN 37702_2101</p>	<p>SILVERCREST SPCK A1 Wireless Keyboard [pdf] User Manual SPCK A1 Wireless Keyboard, SPCK A1, Wireless Keyboard, Keyboard</p>
--	--