



SILVERCREST SPC KE500 A1 Bluetooth Keyboard Instruction Manual

[Home](#) » [SILVERCREST](#) » SILVERCREST SPC KE500 A1 Bluetooth Keyboard Instruction Manual 

SILVERCREST®

KEYBOARD / TECLADO

SPC KE500 A1

Instruction Manual



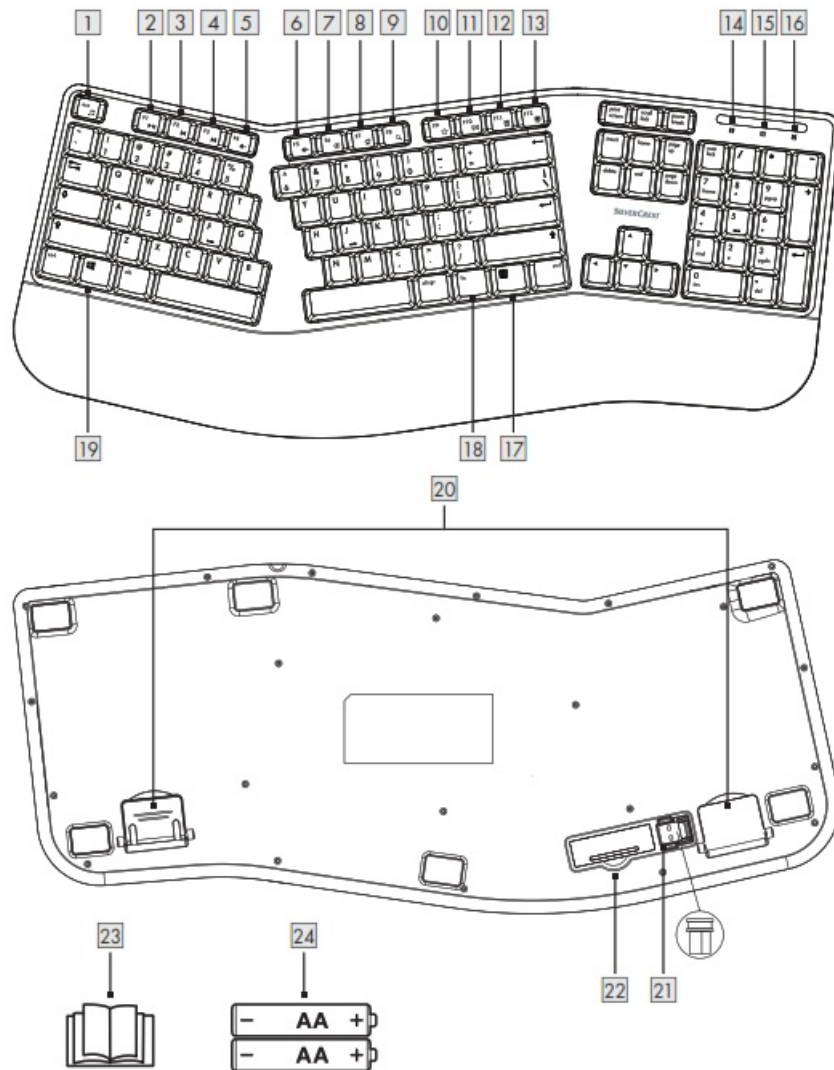
Contents

- 1 SPC KE500 A1 Bluetooth Keyboard
- 2 KEYBOARDOperation and safety notes DESCRIPTION OF SIGNAL WORDS
- 3 CUSTOMER SERVICE
- 4 Introduction
- 5 Intended use
- 6 Trademark notices
- 7 Scope of delivery
- 8 Description of parts
- 9 Technical data
- 10 Before use
- 11 Operation
- 12 Storage when not in use
- 13 Cleaning
- 14 Troubleshooting
- 15 Disposal
- 16 Three-year limited warranty
- 17 Documents / Resources
 - 17.1 References
- 18 Related Posts

SPC KE500 A1 Bluetooth Keyboard

KEYBOARD

Operation and safety notes



DESCRIPTION OF SIGNAL WORDS



WARNING

WARNING indicates a hazardous situation that, if not avoided, could result in death or serious injury.



CAUTION

CAUTION indicates a hazardous situation that, if not avoided, could result in minor or moderate injury.

NOTICE

NOTICE indicates information considered important, but not hazard-related (e.g. messages related to property damage).

CUSTOMER SERVICE



Call customer service at 1 (844) 543-5872



Visit the Website Customer Service Platform at www.lidl.com/contact-us




Visit a LIDL store for further assistance.

IAN 423233_2201

Please have your IAN number ready

Warnings and symbols used

The symbols shown are used in the operating instructions, on the packaging, and on the unit.

	Direct current / voltage
	This action sign indicates to wear suitable protective gloves! Follow the instructions to avoid hands striking or being struck by objects or being in contact with thermal or chemical materials!
	WARNING! EXPLOSION HAZARD! A warning with this symbol and the word “WARNING! EXPLOSION HAZARD” indicates the potential threat of explosion. Failure to observe this warning may result in serious or fatal injuries and potential property damage. Follow the instructions in this warning to prevent serious injuries, a danger to life, or property damage!

KEYBOARD

Introduction

Congratulations on your purchase. You have selected a quality product. The instructions for use are a part of the product. They contain important information about the safety, use, and disposal of the product. Before using the product, please learn about all the safety information and usage instructions. Only use the product as described and for the specified applications. If you lend the product to someone else, please also give all the instructions.

Intended use

This KEYBOARD (hereinafter referred to as “product”) is an information technology device and is designed as an input device for computers. This product must not be used outside of closed rooms. This product is not intended for use in companies or for other commercial uses (e.g. office productivity applications). Use this product only in the home for private purposes. Any other use is considered improper. Any claims resulting from improper use or due to unauthorized modification of the product will be considered unwarranted. Any such use is at your own risk.

Trademark notices

- USB® is a registered trademark of USB Implementers Forum, Inc.
- Windows® is a registered trademark of Microsoft Corporation in the United States and other countries.
- The SilverCrest trademark and trade name is the property of their respective owners.
- Any other names and products are trademarks or registered trademarks of their respective owners.

Scope of delivery

1 Keyboard
1 USB-Dongle
2 AA (LR6) batteries
1 Instruction for use

IMPORTANT SAFETY NOTES

READ ALL INSTRUCTIONS. KEEP IT FOR FUTURE REFERENCE. INCLUDE ALL DOCUMENTATION WHEN PASSING THIS PRODUCT ON TO OTHERS.

DANGER TO LIFE AND RISK OF ACCIDENT FOR INFANTS AND CHILDREN!



WARNING RISK OF SUFFOCATION! Never leave children unsupervised with the packaging material. The packaging material poses a suffocation hazard. Children frequently underestimate the dangers. The packaging material is not a toy.

- This product may be used by children age 8 years and up, as well as by persons with reduced physical, sensory or mental capacities or lacking experience and/or knowledge, so long as they are supervised or instructed in the safe use of the product and understand the associated risks. Do not allow children to play with the product. Cleaning and user maintenance should not be performed by children without supervision. The product is not a toy.



WARNING Some of the provided parts can be swallowed. If a part is swallowed, seek immediate medical attention.



WARNING Radio interference

- Switch the product off on airplanes, in hospitals, in service rooms, or near medical electronic systems. The wireless signals transmitted could impact the functionality of sensitive electronics.
- Keep the product at least 7.87 in (20 cm) from pacemakers or implantable cardioverter defibrillators, as electromagnetic radiation may impair the functionality of pacemakers.
- The radio waves transmitted could cause interference in hearing aids.
- Do not place the product near flammable gasses or potentially explosives areas (e.g. paint shops) with the wireless components on, as the radio waves emitted can cause explosions and fire.
- The range of the radio waves varies by environmental conditions. In the event of wireless data transmission, unauthorized third parties receiving the data cannot be excluded.



WARNING Keep batteries out of reach of children. If accidentally swallowed seek immediate medical attention.



WARNING EXPLOSION HAZARD!

Never recharge non-rechargeable batteries. Do not short-circuit batteries or open them. Overheating, fire or bursting can be the result. Never throw batteries into fire or water. Do not exert mechanical loads on batteries.

WEAR PROTECTIVE GLOVES!



Leaked or damaged batteries can cause burns on contact with the skin. Wear suitable protective gloves at all times if such an event occurs.



Safety warnings for batteries

- When used correctly, cells and batteries provide a safe and dependable source of portable power. However, if they are misused or abused, this may result in leakage, burns, fire, or explosion.
- Store batteries in a dry place at room temperature. Batteries are sensitive to high and low temperatures. Such thermal exposure may lead to leakage, fire, or explosion.
- Keep cells and batteries out of reach of children, especially small batteries. Ingestion may lead to choking or acute and serious personal injury.
- Keep cells or batteries clean and dry both during use and storage. Wipe metal terminals with a soft, dry cloth if they become dirty.
- Immediately seek medical attention if a cell or battery has been swallowed. Also, contact your local poison control center.
- In the event that the electrolyte comes into contact with the skin or eyes, immediately flush with fresh water for at least 15 minutes and seek medical attention.

- Store unused batteries in their original packaging or in a safe place and away from metal objects that may short-circuit them.
- Exercise care in handling batteries in order to prevent shorting w the conducting materials, such as rings, coins, bracelets, and keys. The battery or the conductor can overheat and cause burns, leakage, fire, or explosion.
- Clean the battery contacts and also those of the product prior to battery installation. Keep the contacts clean.
- Remove batteries from the product that will not be used for an extended period of time (months or longer).
- Remove discharged batteries from the product promptly to avoid possible damage from leakage.
- Choose the proper battery for the intended application.
- Always take care to correctly insert batteries observing (+) and (-) polarity marks on the battery and the product for which it is intended. Proper polarity must be observed to avoid damage to either product or batteries.
- Always replace the whole set of batteries at one time, taking care not to mix old and new ones, or batteries of different types, capacities, or manufacturers.
- Never heat batteries in order to revive them.



WARNING

- Never charge a battery unless the battery label specifically states the battery is rechargeable. Charging a non-rechargeable battery, may result in leakage, fire, or explosion.
- Do not drop or subject the cell or battery to strong mechanical shock.
- Batteries should not be disassembled, crushed, punctured, or otherwise mutilated. Such abuses may result in leakage, fire, or explosion.
- Do not dispose of the battery in a fire. Failure to observe this precaution may result in an explosion.
- Dispose of batteries properly and in accordance with government regulations.



NOTICE RISK OF PROPERTY DAMAGE

- Check the product before every use! Discontinue use if any damage to the product is detected!
- This product does not contain any parts which can be serviced by the user.
- Do not place burning candles or other open fire on or next to the product.
- Sudden temperature changes may cause condensation inside the product. In this case, allow the product to acclimate for some time before using it again to prevent short circuits!
- Do not operate the product near heat sources, e.g. radiators or other devices emitting heat!
- Do not throw the product into fire and do not expose to high temperatures.
- Never open the product!! It has no internal parts requiring maintenance.



CAUTION Ensure that:

- no direct heat sources (e.g. heating) can affect the product.
- any contact with splashed and dripping water and corrosive liquids is avoided and the product is not operated in the vicinity of water. In particular, the product should never be submerged in liquid; do not place any vessels filled with liquid, for example, vases or drinks, on or near the product.

- the product is not used in the immediate vicinity of magnetic fields (e.g. speakers).
- no fire sources (e.g. burning candles) are placed on or near the product.
- no objects are inserted into the interior of the product. the product is never subjected to excessive shocks and vibrations.

NOTICE

The user must take regular breaks during the use of the product, in case of pain in the hands, arms, or shoulder and neck area the work must be interrupted and some stretching exercises must be done.

- It is necessary to repair the product if they have been damaged in any way, for example, if the housing is damaged, if liquid or objects have penetrated the product or if the product has been exposed to rain or moisture.
- Repair work is also required if the product is not working properly or has been dropped. If smoke is produced, or there are any unusual sounds or smells, turn the product off immediately. In such cases, the product should not be used until they have been inspected by authorized service personnel. Only have the product repaired by qualified personnel. Never open the housing of the product.
- Changes or modifications to this product not expressly approved by the party responsible for compliance could void the user's authority to operate the product.

NOTE: This product has been tested and complies with the limits for a Class B digital device, pursuant to Part 15 of the FCC Rules. These limits are designed to provide reasonable protection against harmful interference in a residential installation. This product generates, uses, and can radiate radio frequency energy and, if not installed and used in accordance with the instructions, may cause harmful interference to radio communications.

However, there is no guarantee that interference will not occur in a particular installation. If this product causes harmful interference to radio or television reception, which can be determined by turning the product off and on, the user is encouraged to try and correct the interference by one or more of the following measures:

- Reorient or relocate the receiving antenna.
- Increase the separation between the product and receiver.
- Connect the equipment to an outlet on a different circuit than the one the receiver is connected to.
- Consult the dealer or an experienced radio / TV technician for help.
- This product complies with part 15 of the FCC Rules. Operation is subject to the following two conditions:
 1. This product may not cause harmful interference.
 2. This product must accept any interference received, including interference that may cause undesired operation.
- The Lidl US, LLC is not responsible for interference with radios or televisions due to unauthorized modification of the product.
- Lidl US, LLC further assumes no liability for using or replacing cables and products not distributed by Lidl US, LLC. The user of the product is fully responsible for correcting interference caused by such unauthorized modification of the product, as well as replacement of such products.

US Radiation Exposure Statement

- This equipment complies with FCC radiation exposure limits set forth for an uncontrolled environment. The end

user must follow the specific operating instructions for satisfying RF exposure compliance. This transmitter must not be co-located or operating in conjunction with any other antenna or transmitter.

SAVE THESE INSTRUCTIONS

Description of parts

1] Media player key 2] Play/pause key 3] Skip backward key 4] Skip forward key 5] Volume down key 6] Volume up key 7] Mute key 8] Web home key 9] Search key 10] Favorite key 11] E-mail key	12] Calculator key 13] My computer key 14] Num lock indicator 15] Caps lock indicator 16] Low battery indicator 17] Context menu key 18] Function key 19] Windows key 20] Folding feet 21] USB dongle and storage cc 22] Battery compartment cover
--	--

NOTICE

Regional keyboard layouts may differ.

All special functions and/or multi-assignments can only be used by using the “fn” function key 18].

Accessories

13] Instructions for use

24] 2 x AA (LR6) batteries

Technical data

Voltage supply:	2 x 1.5V, AA (LR6) batteries
Operation time:	3 to 6 months (Alkaline battery)
Operating Systems:	Windows® 8 or above
Wireless range:	up to 32.81ft (10 m)
Radio frequency band:	2408 – 2474 MHz
Max. transmitted power:	0dBm

USB version:	2.0
Hardware:	1 free USB port is available
Operating temperature:	+41°F to +95°F (5°C to 35 °C)
Storage temperature	+32°F to +113°F (0°C to 45 °C)
: Storage humidity:	10 to 70 % RH
Dimension (L x W x H):	19.69 in x 8.39 in x 1.65 in (500 mm x 213 mm x 42 mm)
Net weight:	38.80 oz (1100 g) (without batteries)

The specification and design may be changed without notification.

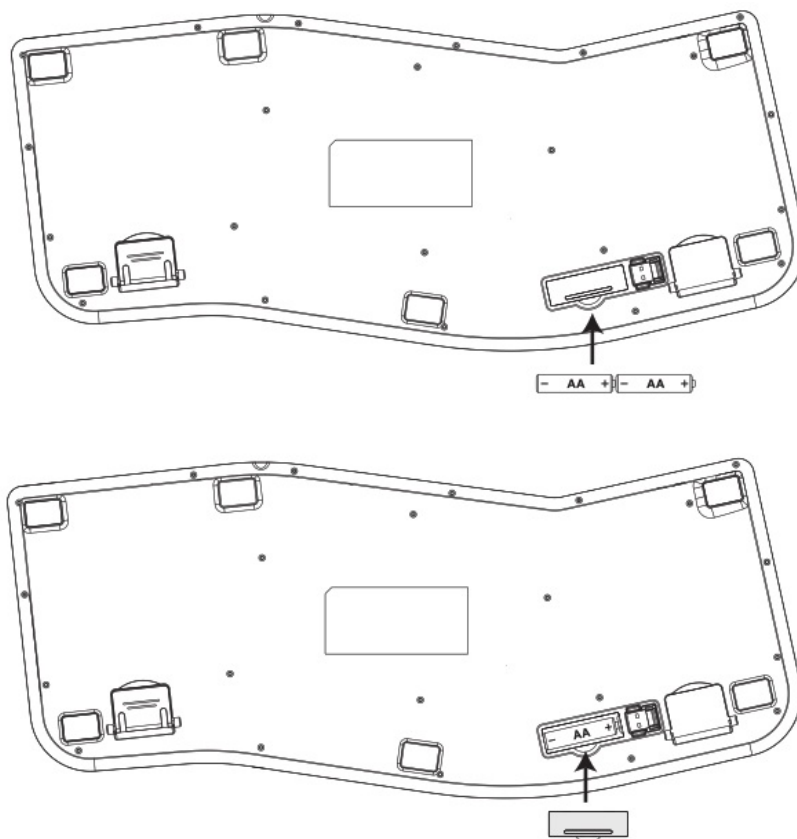
Before use

NOTICE

- Before use, verify the package contents are complete and undamaged!
- All parts have to be unpacked and the packaging material has to be removed completely.
- If functional, missing parts, or other defects occur, please contact the service department listed either by telephone or by e-mail.

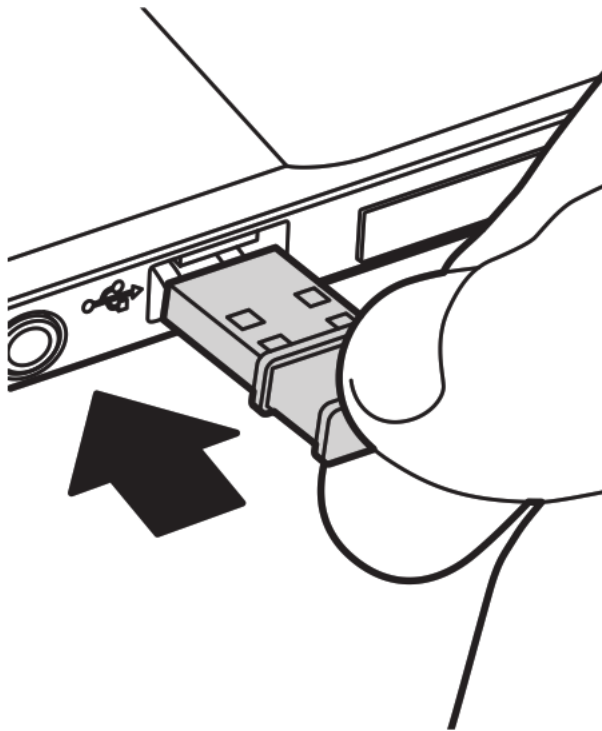
Setting up your keyboard– inserting/replacing the batteries

- Remove the battery compartment covers from the keyboard.
- Insert 2 AA (LR6) batteries into the battery compartment of the keyboard.
- Ensure that the polarities are correct (+/–).
- Reinsert the battery compartment cover 22].



Operation

Connecting the USB dongle 21]: Slot the USB dongle 21] into a spare USB port on your computer.



- Turn your computer on.
- Your keyboard will be recognized by your computer and, if necessary, the necessary driver will be installed automatically.
- The keyboard is now ready for use.

















Special functions key combinations











Key combinations for the special functions.

The keys in the top row are reserved for special functions. Corresponding to the symbols used, they can be used to directly control program features such as media playback. Depending on the OS used, the keys may have slightly different functions. Note that depending on the version of the operating system, some standard and special keys may not work with the described function e.g. Windows key.



NOTICE

This keyboard fulfills all functions of a normal standard keyboard, the special functions and settings can be reached via the combinations with the function key “fn” [18] and the special function keys in the top row. Please refer to the following for more details on the special functions that differ from a standard keyboard.

Key combinations	Special functions
 + 	Open the default media player
 + 	Play and pause the playback in the default media player
 + 	Skip back to the previous track or media file
 + 	Skip forward to the next track or media file
 + 	Turn the volume down
 + 	Turn the volume up
 + 	Mute or unmute the sound
 + 	Starts the default web browser and loads the home page

Key combinations	Special functions
 + 	Open the search function in the Windows
 + 	Open the Favourite list in the default web browser
 + 	Open the default email program
 + 	Open the calculator program
 + 	Open the “My Computer” of the computer

Other function keys

Keys	Functions
	Windows key: Pop up the Start menu of Windows.
	Context menu key: Pop up the context menu of the current apps.

Low battery indicator



When the battery charge level is becoming low, the low battery indicator 16] will flash to remind you to replace new batteries.



Attention: Please follow the instructions in the section “Setting up your keyboard – inserting/replacing the batteries” to replace new batteries.

Storage when not in use

- Batteries must be removed before storage.
- Store the product in a dry indoor location protected from direct sunlight, preferably in its original packaging.
- Disconnect the USB dongle from your computer and insert it in the USB dongle storage compartment 21] to prevent it from losing.

Cleaning

- Switch the product off before cleaning!
- No acid, chafing, or solvent cleaning agents should be used or the product can be damaged.
- Only clean the outside of the product using a soft, dry cloth!
- For persistent soiling, a mild cleaning agent can be used.

Troubleshooting

Problem	Solution
The product does not work properly.	Option 1: Make sure the USB plug is fully plugged into a USB port and the USB port. Option 2: Re-insert the USB plug into the USB port.

Disposal

Dispose of the packaging through your local recycling facilities and in compliance with all federal, state, and local regulations.



Please note the package markings regarding waste separation, indicated by abbreviations (a) and numbers (b), meaning: 1–7: plastics / 20–22: paper and cardboard / 80–98: composite materials.



Contact your local waste management authority for additional information on how to dispose of the used product.

To help protect the environment, please dispose of the product properly when it has reached the end of its useful life, do not throw it in the garbage. Information on collection sites and their opening hours is available from your local authority.



Improper disposal of batteries can damage the environment!

Never throw batteries in the garbage. They may contain toxic heavy metals and must be handled as special waste. The chemical symbols of heavy metals are Cd = cadmium, Hg = mercury, and Pb = lead. Used batteries should therefore be disposed of through a local collection point.

Three-year limited warranty

What does this warranty cover?

The warranty covers:

- Damage, breakage, or inoperability due to defect.
 - Damage not caused by normal wear and tear or failure to follow the safety and maintenance instructions provided in the user manual.

What is not covered by the warranty?

The warranty does not cover damage caused by:

- Normal wear and tear of the product, including fragile parts (such as switches, glass, etc.);
- Improper use or transport;
- Disregarding safety and maintenance instructions;
- Accidents or acts of nature (e.g. lightning, fire, water, etc.).
- Tampering with the product (such as removing the cover, unscrewing screws, etc.)

Consequential and incidental damages are also not covered under this warranty. However, some states do not allow the exclusion or limitation of incidental or consequential damages, so this limitation or exclusion may not apply to you.

What is the period of coverage and warranty resolution?

The warranty is for 3 years from the date of purchase. At our discretion, the product will either be refunded or replaced.

What will we not do?

We will not:

- Start a new warranty period upon product exchange;
- Repair product.

How to process the warranty?

To initiate, please:

- Call customer service at 1 (844) 543-5872
- Visit the Website Customer Service Platform at www.lidl.com/contact-us or
- Visit a LIDL store for further assistance

To ensure the quickest warranty return process, please have the following available:

- The original sales receipt that includes the date purchased;
- The product and manual in the original package;
- A statement of the problem.

What must you do to keep the warranty in effect?

- Retain the original receipt;
- Follow all product instructions;
- Do not repair or modify the product.

How does state law relate to this warranty?

This warranty gives you specific legal rights, and you may also have other rights which vary from state to state. All implied warranties are limited by the duration and terms of this warranty. Some states do not allow limitations on how long an implied warranty lasts, so the above limitation may not apply to you.

Model No. / Modelo Núm.: HG09581-US

FCC ID: 2AJ9O-HG9581TX

FCC ID: 2AJ9O-HG9581RX

Version / Versión: 09/2022


Made in / Hecho en: China



<http://www.lidl-service.com>

IAN 423233_2201

Documents / Resources

	<p>SILVERCREST SPC KE500 A1 Bluetooth Keyboard [pdf] Instruction Manual HG9581TX, 2AJ9O-HG9581TX, 2AJ9OHG9581TX, SPC KE500 A1 Bluetooth Keyboard, SPC KE500 A1, Bluetooth Keyboard</p>
---	---

References

-  [Grocery Store | Low Prices | Lidl US](#)