



## silex RM-100RC Networked Multi Camera Recorder Owner's Manual

[Home](#) » [silex](#) » silex RM-100RC Networked Multi Camera Recorder Owner's Manual 

### silex RM-100RC Networked Multi Camera Recorder



## Contents

- 1 Product Overview
- 2 Features
- 3 Specifications
- 4 Imaging and Recording Function
- 5 Optional Accessories (Sold Separately)
- 6 Drawing/Dimensions
- 7 Related Product/Software
- 8 Customer Support
- 9 Documents / Resources
  - 9.1 References
- 10 Related Posts


## Product Overview

Silex's RM-100RC is an industrial camera recorder for factories and warehouses. With a maximum of 4 cameras, RM-100RC can record incidents that occur on production lines and factory automation equipment. RM-100RC starts recording immediately after the cameras are connected. A digital input signal from a monitoring target triggers video recording before and after an event occurs, enabling more effective production monitoring. Its access point function allows users to review recorded video and monitor systems from a wireless device such as a tablet without a network at the workplace.

## Features

### Simple and Quick Installation

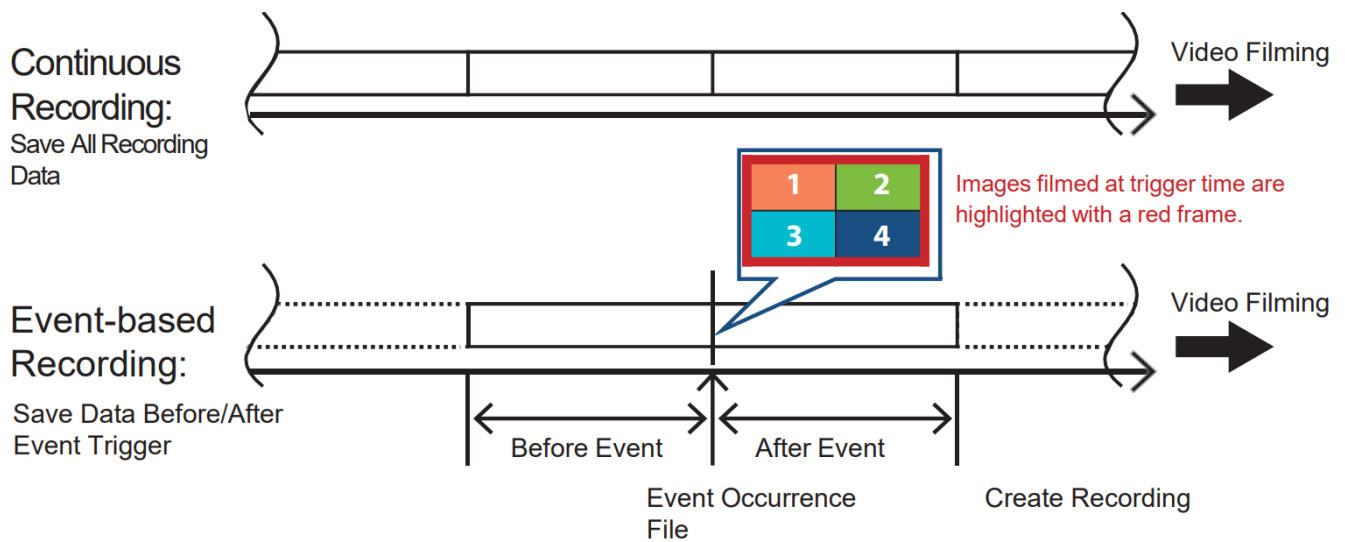
RM-100RC starts continuous recording after it is connected to the optional cameras (pre-configured) and powered on. The RM100RC is also equipped with Power over Ethernet (PoE) injector function to connect and power PoE supported IP cameras with only one LAN cable. Users can select IP cameras. Please refer to Silex website for camera specifications.



### Selectable Recording Mode and Data Storage Format

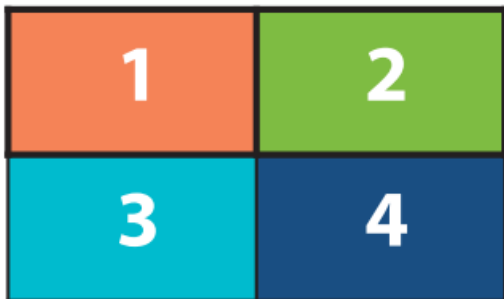
The combination of the recording modes (continuous/event-based) and camera data storage formats (multi/single video) enables video recording suitable for user application.

### Recording Mode



## Data Save Format

### Multiple-Video Mode: 4-in-1 Display Recording



### Single-Video Mode: Per Camera Recording

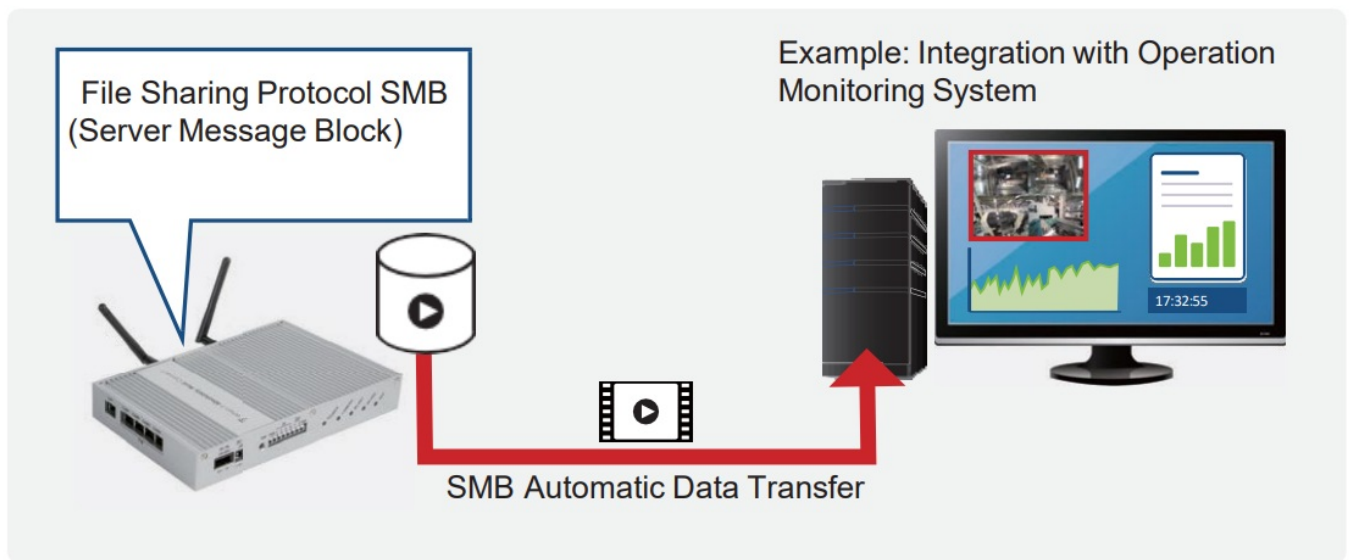


Camera 1 Image      Camera 2 Image      Camera 3 Image      Camera 4 Image

## Record Data Access

By connecting RM-100RC to your existing network, you can easily send the recorded data. The product supports SMB (Server Message Block) protocol\* to automatically transfer data to a Windows PC or storage on your network, enabling factory operators to monitor operations in detail by linking the videos and production/quality data.

\* This is a communication protocol developed by Microsoft for file sharing on Windows networks.

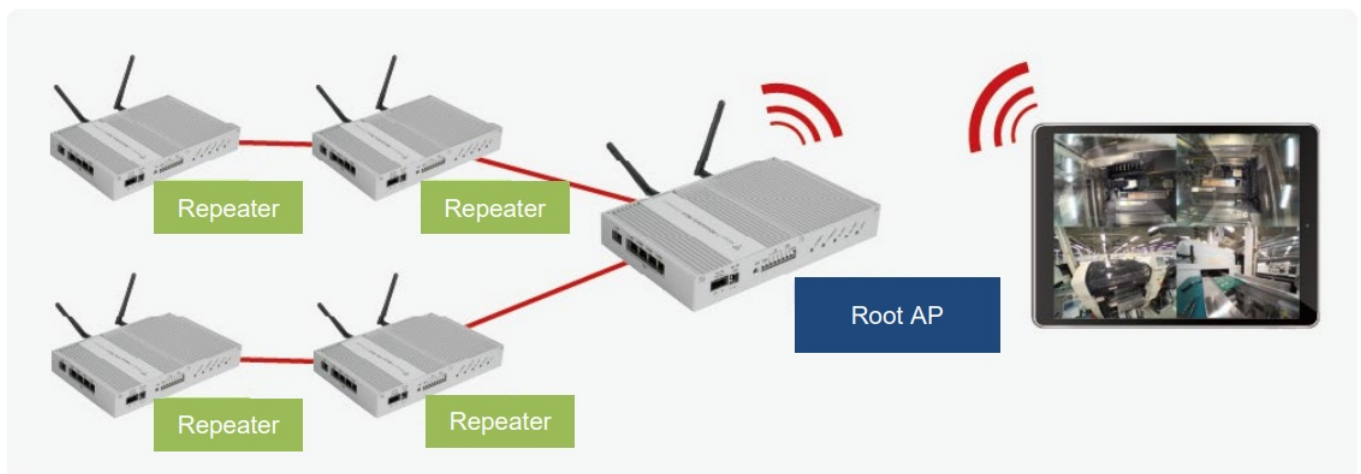


### Access Point Function for Video Transfer

RM-100RC provides Wi-Fi 6 (IEEE 802.11ax) access point functions. Users can view streaming camera images, retrieve recorded files, and change the settings of RM-100RC using a wireless device such as a tablet PC.

### AMC Mesh

RM-100RC builds Silex original mesh network (tree topology), connecting up to 16 access points (either RM-100RC or AMC Mesh supported Silex AP). Multi-hop covers a larger area to provide Wi-Fi connectivity.



### Specifications

Wireless LAN Interface	IEEE 802.11a/b/g/n/ac/ax (external antennas) <ul style="list-style-type: none"> <li>• 2.4GHz: Channel 1 to 13</li> <li>• 5GHz: W52/W53/W56 (DFS supported W53/W56)</li> </ul>
Security	Wireless Authentication: Open, WPA2 -PSK, WPA2 -Enterprise, WPA3 – PSK, WPA3 -Enterprise Encryption: AES
Wired LAN Interface	Core Network: RJ-45 x 1 (100BASE-TX/1000BASE-T) IP Camera Network: (IEEE 802.11af PoE Injector Function, 4-port TotalMax 10W) RJ-45 x 4 (100BASE-TX)
Device Interface	Digital In x 4 (event-based recording trigger) Digital Out x 2 Vin DC5 – 24V (*1) GND
Switch	Push Switch x 1
LED	x5 (main body)
Operating Condition	Temp: -20 to +55°C Humidity: 20 to 80%RH (without condensation)
Storage Condition	Temp: -30 to +70°C Humidity: 20 to 90%RH (without condensation)
Power	Connector: DC24-48V +/-5% *2 AC Adapter: DC24V +/-5%
Max Power Consumption	24W (Incl. max 10W using 4 recommended camera)
Dimensions	Approx. 230 (W) x 142 (D) x 40 (H) mm
Weight	Approx. 920 g
Accessory	Main unit, rubber feet, website guidance
Regulatory Compliance	VCCI Class A, FCC Class A, CE Class A, RoHS
Warranty	5 years

**Note:**

1. For event-based recording (trigger), supply 5 to 24V power to the same as the input signals.
2. Use JFA connector J300 Series F32FSS-02V-KX made by JST.
3. No AC adapter is included. Please purchase the optional AC adapter as needed.




**Imaging and Recording Function**

Supported Browser	Microsoft Edge, Tested OS: Windows
Max Transfer	2 Sessions Simultaneous
Resolution	HD (or Full HD *4)
Frame Rate	30 fps
Bit Rate	Max 3Mbps
Video Forma	H.264
Communication Protocol	RTP (RM-100RC to Camera)
Recording Mode	Continuous / Event-based (Trigger Input)
Data Saving Mode	Multiple (Max 4) / Single
Data Capacity	Approx. 200 GB (About 7 days using Camera HD + Continuous Recording on Multi-Screen *5)
File Transfer	SMB (File Sharing with Windows P

**1. Note:**

- When using Full HD cameras, the number of connectable cameras changes depending on the data saving mode and cannot be used with HD cameras.
- This is an approximation at 2 Mbps bit rate.

**Optional Accessories (Sold Separately)**

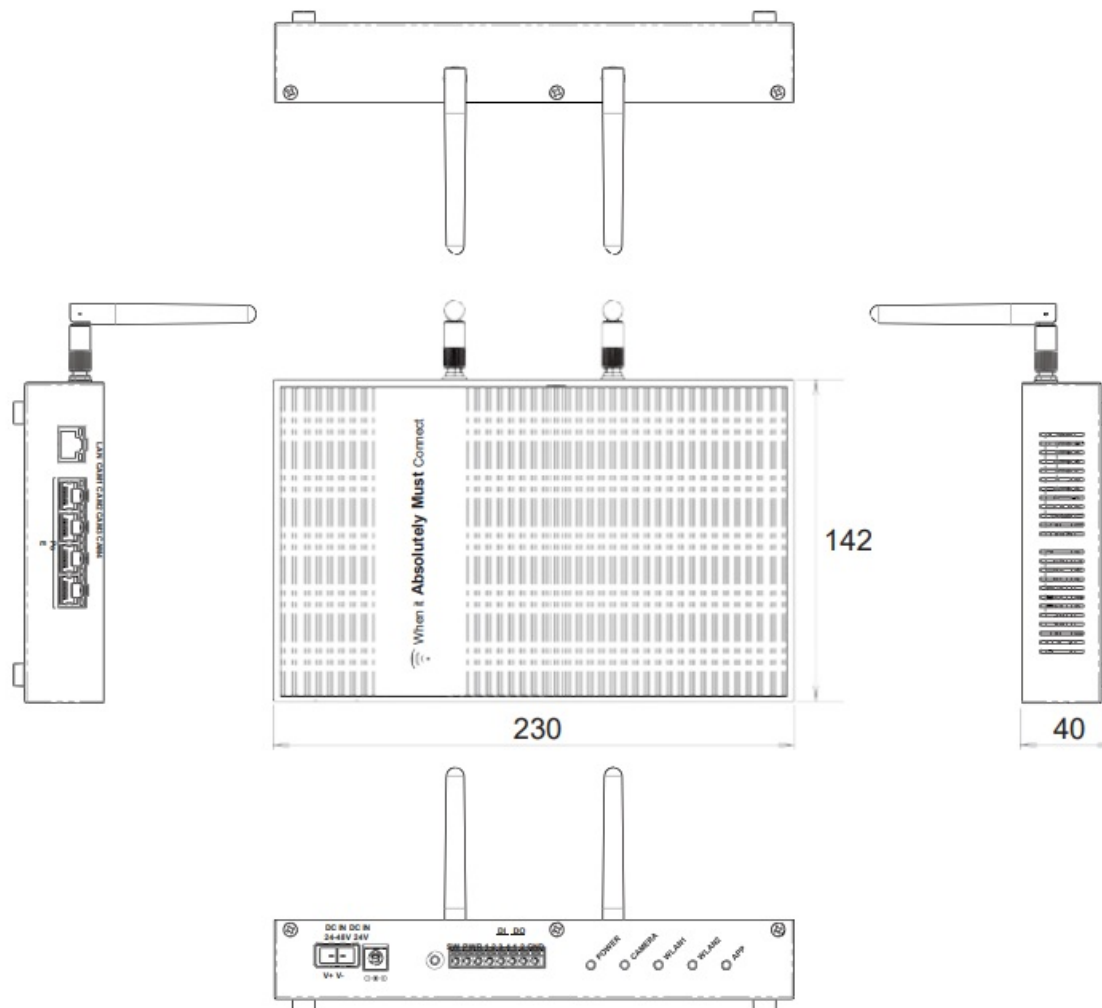
Recommended Camera	Mother Tool IP Camera IP-S324-S 
Resistance	Operating Temp: -10°C to 40°C, Operating Humidity: 10% to 90%RH
Weight	Approx. 115g
Power	PoE (IEEE 802.11af/at/bt), DC12V1A / 2.3W or less
Lens / HFOV	2.8 mm / Approx. 96°
AC Adapter	Adapter Technology ATS065T-A240 
In	AC100-240
Out	DC24V 2.71A
Fixture	Bracket Type XI (For RM-100RC Main Body) 

**RM-100RC Product Web Page**

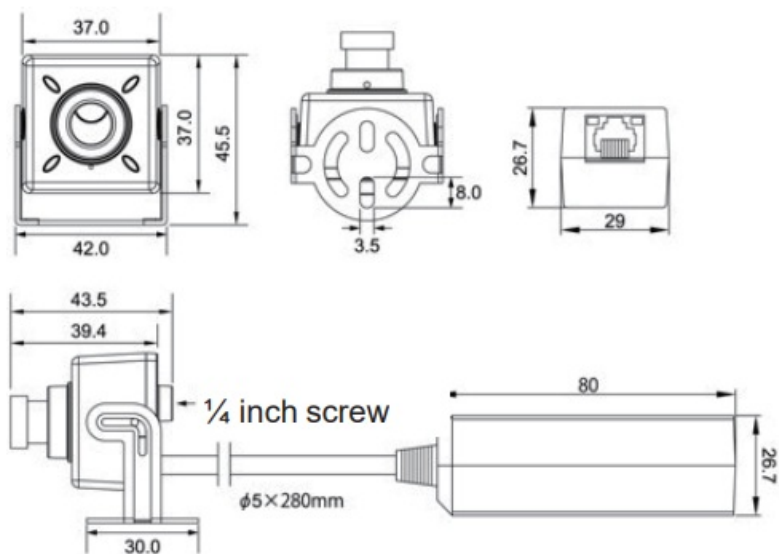
<https://www.silextechnology.com/connectivity-solutions/device-connectivity/industrial/rm-100rc>

**Drawing/Dimensions**

- RM-100RC



- Optional Camera



\*Millimeters

## Related Product/Software

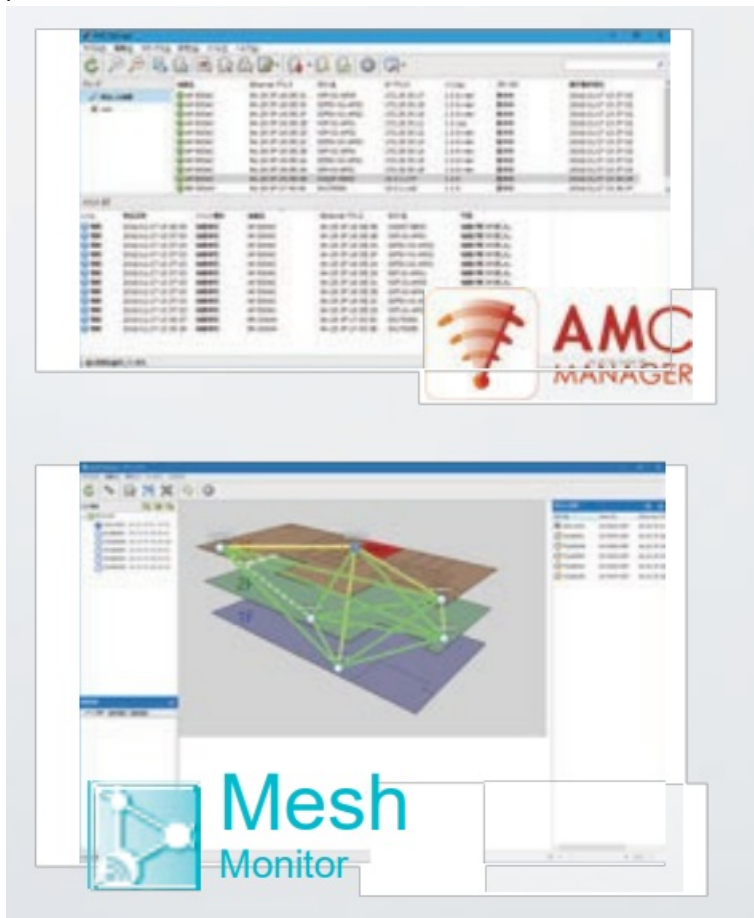
SX-PCEAX-AP  
IEEE 802.11ax Access Point Module

Wireless LAN module inside RM-100RC that provides Wi-Fi 6 access point functions in congested wireless environments and reduces development costs.



Management Software AMC Manager® & Mesh Monitor (AMC Manager® Plug In)

Software that allows the RM-100RC to be remotely monitored and updated while it visualizes the communication paths in the mesh network.



**Customer Support**





Any questions about the product?

Contact our customer support team! <https://www.silextechnology.com/support/contact-silex-support>

### Silex global sales & support locations

#### US Office

**silex technology america, Inc.**

**+1-657-218-5199**

[www.silextechnology.com](http://www.silextechnology.com)

[sales@silexamerica.com](mailto:sales@silexamerica.com)

#### Europe Office

**silex technology europe, GmbH**

**+49 (0) 2154-88967-00**

[www.silextechnology.com](http://www.silextechnology.com)

[contact@silexeurope.co](mailto:contact@silexeurope.co)

#### China

**silex technology beijing, Inc.**

**+86-10-8497-1430**

[www.silex.com.cn](http://www.silex.com.cn)

[contact@silex.com.cn](mailto:contact@silex.com.cn)

#### Corporate Headquarters

**silex technology, Inc.**


**+81-774-98-3781**

[www.silex.jp](http://www.silex.jp)

[support@silex.jp](mailto:support@silex.jp)



## Documents / Resources

	<p><a href="#">silex RM-100RC Networked Multi Camera Recorder</a> [pdf] Owner's Manual RM-100RC Networked Multi Camera Recorder, RM-100RC, Networked Multi Camera Recorder, Multi Camera Recorder, Camera Recorder, Recorder</p>
---	--

## References

- [silex.com.cn](http://silex.com.cn)
- [silex.com.cn/](http://silex.com.cn/)

-  [silex technology](#)
-  [silex technology](#)
-  [Silex Technology](#)
-  [Silex Technology](#)
-  [Support >Contact Silex Support](#)
-  [Support >Contact Silex Support](#)
- [User Manual](#)

#### Manuals+, Privacy Policy

This website is an independent publication and is neither affiliated with nor endorsed by any of the trademark owners. The "Bluetooth®" word mark and logos are registered trademarks owned by Bluetooth SIG, Inc. The "Wi-Fi®" word mark and logos are registered trademarks owned by the Wi-Fi Alliance. Any use of these marks on this website does not imply any affiliation with or endorsement.