



## Silent Sound System TX-60RF Wireless Stereo Transmitter User manual

[Home](#) » [Silent Sound](#) » Silent Sound System TX-60RF Wireless Stereo Transmitter User manual

### Contents [ [hide](#) ]

- 1 User manual
  - 1.1 Silent Sound System TX-60RF Wireless Stereo Transmitter
- 2 About your Devices
- 3 Technical Specifications
- 4 Using the transmitter
- 5 Replace the Battery
- 6 Read More About This Manual & Download PDF:
  - 6.1 Questions about your Manual? Post in the comments!
- 7 Related Posts

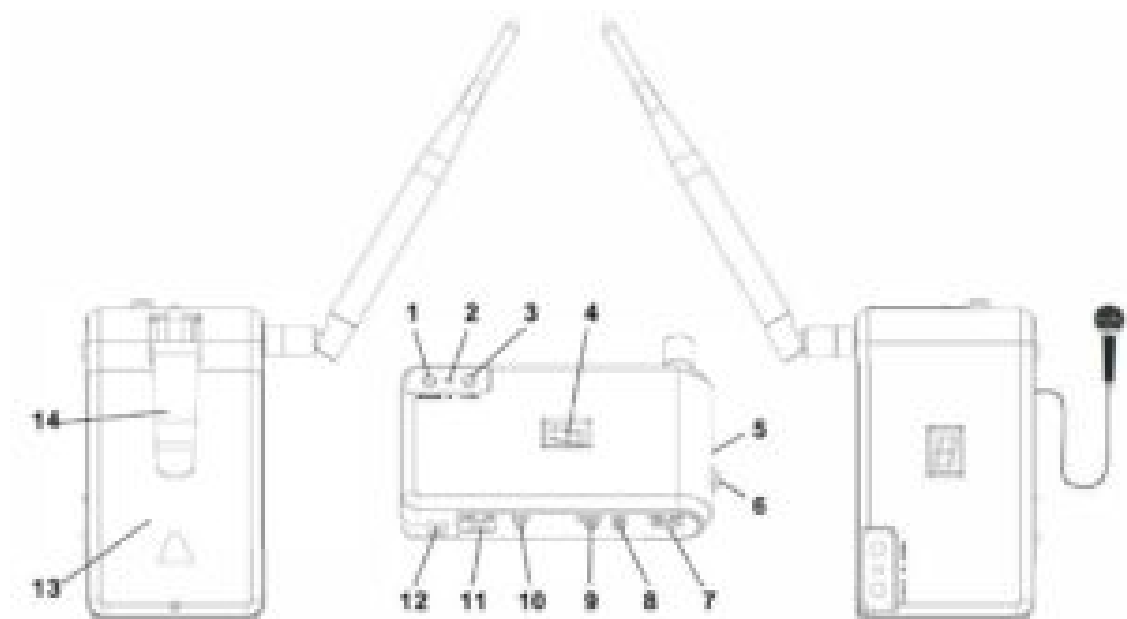
### User manual





## Silent Sound System TX-60RF Wireless Stereo Transmitter

### About your Devices



1. Bluetooth ON/OFF Button
2. Bluetooth Indicator Light
3. Channel Switch Button
4. Channel Display LED
5. Microphone Indicator Light
6. Microphone Switch Button
7. Microphone Volume Control Knob
8. Microphone Input Interface

9. Audio Input Interface
10. Charging Status Indicator
11. Power ON/OFF Switch
12. Power Input Jack
13. Battery Cover
14. Portable Buckle

## Technical Specifications

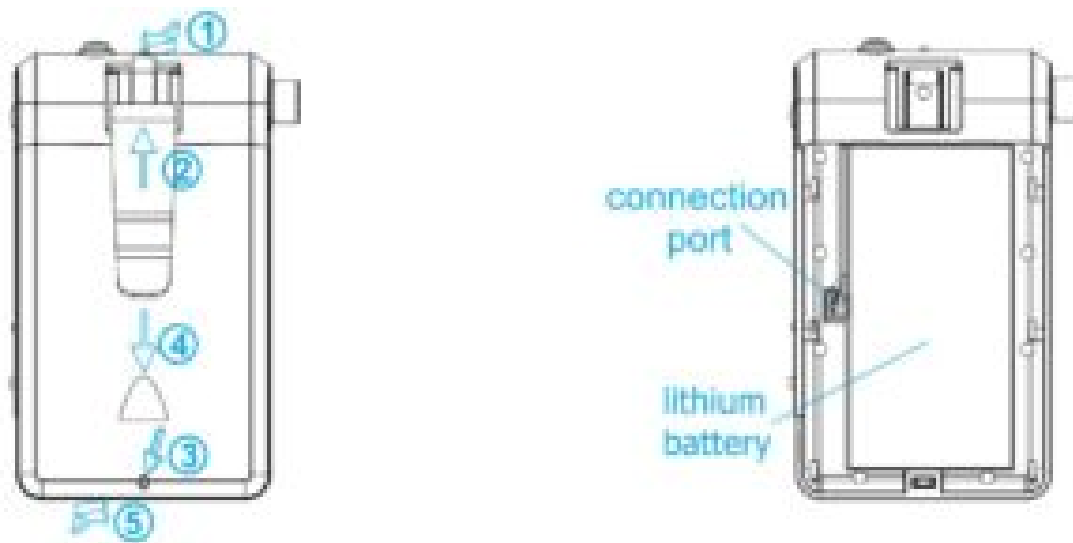
- **System:** UHF/RF 7) Distortion: <1%
- **Modulation:** FM 8) Frequency response:30-15,000HZ
- **Mode:** stereo 9) Power supply of transmitter: DC 12V 1.3A
- **Channel:** 3 channels 10) Charging Time of Battery: about 4 hours
- **Operation distance:** >300 meters 11) Operating time of Battery: >1 OH
- **Channel separation:** >SOdB

## Using the transmitter


- **Transmit:** Connect to the audio source at 9, slide the power ON/OFF switch 11,4 display the channel.Make sure that the transmitter matches the headset channel, then the headphone can receive music(signal) from the transmitter.
- **Channel switch:** press button 3 to switch the channel, 4 indicate the change of adjustments of button 3
- **Charging:** Turn off the transmitter and connect to the power supply at 12, charging indicator 10 lights. Red indicates Charge status, green indicates fully charged.
- **Charging when the transmitter is working:** you can also charge the transmitter when it is working. Turn on the transmitter and connect to the power supply at 12,charging indicator 10 lights. It means the transmitter is charged and working at the same time.
- **Microphone:** Plug in the external microphone at 8, press the button 6, the Indicator Light 5 is on, transmitter would launch the microphone audio signal prior, press the 6 again, the indicator light 5 is off, the transmitter will switch to the original status.
- **Bluetooth:** When transmitter is power on,press and hold 1 about 3 seconds, indicator 2 is on , the Bluetooth opens. After power on, Bluetooth unconnected, the 2 indicator blinks blue; while connected status, the indicator 2 displays blue and keeps on; long press 1 for about 3 seconds, indicator 2 displays red then goes off, then the Bluetooth is off.
- **Bluetooth pairing:** When transmitter is power on, press and hold 1 for about 5 seconds, indicator 2 lights red and blue flash alternately, it will be the paired mode. the indicator 2 light will always be blue when the transmitter in connected to your Bluetooth device, now the audio signal of the paired device will be sent from the transmitter to the headphone.
- The Bluetooth input is prior when you have Bluetooth input and audio input 9 at the same time. Turn off the Bluetooth,the transmitter will transmit the signal from audio

input 9.

## Replace the Battery



Break the buckle from 1 CD toward the arrow direction by hand, and push the buckle from 2 toward the direction of the arrow, then you can remove the portable buckle. Use a appropriate stick to hold down toward the direction of the arrow at 3 , and push the battery cover toward the direction of the arrow at 4, then take out battery cover toward the direction of the arrow by hand. Take out the lithium battery, pull out the cable, plug in the cable of other lithium battery in the correct direction into the connection block, put lithium battery in right place, close the battery cover and portable buckle, that is to replace the battery.



## Read More About This Manual & Download PDF:

Silent Sound System TX-60RF Wireless Stereo Transmitter User manual – [Optimized PDF](#)

Silent Sound System TX-60RF Wireless Stereo Transmitter User manual – [Original PDF](#)

**Questions about your Manual? Post in the comments!**

[Manuals+, home](#) [privacy](#)