



Silent Call Communications CEL-MC Medallion Series Transmitter Instruction Manual

[Home](#) » [Silent Call Communications](#) » Silent Call Communications CEL-MC Medallion Series Transmitter Instruction Manual 

Contents

- [1 Silent Call Communications CEL-MC Medallion Series Transmitter](#)
- [2 Transmitter Features](#)
- [3 Installation](#)
- [4 Operation](#)
- [5 Regulatory Information Notice](#)
- [6 Technical Support](#)
- [7 Limited Warranty](#)
- [8 Documents / Resources](#)
 - [8.1 References](#)
- [9 Related Posts](#)



Silent Call Communications CEL-MC Medallion Series Transmitter



Transmitter Features

CEL-MC transmitters are battery-operated. CEL-MC is coded at the manufacturer with a unique address ID. Transmitter has a test button for programming and operational testing. When test button is activated the RED LED will illuminate and the CEL-MC will transmit a phone alert to the Silent Call Medallion series receiver. Low Battery YELLOW LED will flash every 10 seconds when batteries are in need of replacement.

Installation

1. The CEL-MC transmitter will work with standard cell phones with the “vibration” alert mode activated, as the cell transmitter will pick up the vibration of your phone.
2. To install the CEL-MC Cell transmitter on a cell phone, find a hard surface, that will not get bumped, that’s in a quiet place to cut down on false signals. Turn On the Cell transmitter and prop the edge of the cell phone on the disk (see photo below). You can also lay the disk on the screen of the cell phone. Test both ways with your cell phone to see which one works better for your type of phone. When the cell phone vibrates, indicating an incoming alert, the disk will feel the vibration of the phone and send a signal to your Medallion receiver. If it doesn’t work, go to Settings on your phone and choose a different vibration pattern.



3. Keep in mind the cell phone transmitter can give false signals if being used on a table, or other surface, that you are using, ie..bumping the table can cause the cell phone transmitter to activate. Also, a very loud noise that causes a vibration can activate the cell transmitter. So, using a surface that is out of the way of being bumped is a good idea.

Operation

Whenever the cell phone receives an incoming alert, the Red light on the cell transmitter will light up and the transmitter will send a signal to your Silent Call Medallion Series Receiver causing the receiver to activate “Phone Alert”.

Replacement Batteries:

Use two AA 1.5V Alkaline Batteries. AA Batteries may be purchased from local retail stores. Transmitter is shipped with 2 AA Alkaline Batteries.

Regulatory Information Notice

This device complies with Industry Canada license-exempt RSS standard(s). Operation is subject to the following two conditions:

- (1) This device may not cause harmful interference, and
- (2) this device must accept any interference received, including interference that may cause undesired operation of the device.

This equipment has been tested and found to comply with the limits for a Class B digital device, pursuant to Part 15 of FCC Rules. These limits are designed to provide reasonable protection against harmful interference in a residential installation. This equipment generates, uses and can radiate radio frequency energy and if not installed and used in accordance with the instructions, may cause harmful interference to radio communications. However, there is no guarantee that interference will not occur in a particular installation. If this equipment does cause harmful interference to radio or television reception, which can be determined by turning the equipment off and on, the user is encouraged to try to correct the interference by one or more of the following measures:

- Reorient or relocate the receiving antenna.
- Increase the separation between the equipment and the receiver
- Connect the equipment into an outlet on a circuit different from that to which the receiver is connected.
- Consult the dealer or an experienced radio/television technician for help

Unauthorized changes or modifications could void the user's authority to operate the equipment.

Technical Support

For technical support on this or any other Silent Call product, please feel free to contact us. You can reach us by phone at 800-572-5227 (voice or TTY) or by Email at support@silentcall.com


Limited Warranty

Your transmitter is warranted to be free of defects in material and workmanship for five years from the date of initial purchase. During that time, the unit will be repaired or replaced free of charge when shipped prepaid to Silent Call Communications. This warranty is void if the defect is caused by customer abuse or neglect.





Return for Servicing To:

Silent Call Communications
5095 Williams Lake Road, Waterford Michigan 48329
(800) 572-5227 v/tty (248) 673-7360 fax
Website: www.silentcall.com Email: silentcall@silentcall.com

Documents / Resources

| | |
|---|---|
|  | <p>Silent Call Communications CEL-MC Medallion Series Transmitter [pdf] Instruction Manual SCXMIT13, PPJSCXMIT13, CEL-MC Medallion Series Transmitter, CEL-MC, Medallion Series Transmitter</p> |
|---|---|

References

-  silentcall@silentcall.com
-  support@silentcall.com
-  [Home And Commercial Alerting Products And Systems](#)
-  [Home And Commercial Alerting Products And Systems](#)

