

SIGOR
Nuindie tango
Table Lamp LED



SIGOR Nuindie tango Table Lamp LED Instruction Manual

[Home](#) » [SIGOR](#) » SIGOR Nuindie tango Table Lamp LED Instruction Manual 

Contents

- 1 [SIGOR Nuindie tango Table Lamp LED](#)
- 2 [Product Information](#)
- 3 [Product Usage Instructions](#)
- 4 [Use purpose](#)
- 5 [What's In The Box](#)
- 6 [Technical Specification](#)
- 7 [Charger](#)
- 8 [Use instructions](#)
- 9 [Important notice](#)
- 10 [Documents / Resources](#)
 - 10.1 [References](#)
- 11 [Related Posts](#)

SIGOR

SIGOR Nuindie tango Table Lamp LED



Product Information

Specifications:

- **Brand:** Sigor Licht GmbH
- **Model:** Nuindie tango
- **Type:** LED Rechargeable Table Lamp
- **Features:** Touch-switch, dimmable, FlexMood
- **Color Temperature:** 2,700 K (warm white) and 2,200 K (extra warm)
- **Usage:** Indoor

Product Usage Instructions

1. Purpose:

This product is designed for lighting purposes only. Avoid exposing it to heavy mechanical loads or strong pollution. Clean with a mild soap solution and protect it from aggressive atmospheres.

2. Use Instructions:

1. Before first use, remove the protective cover and fully charge the battery.
2. While charging, the indicator light at the top will be red. It turns off when fully charged.

3. To operate:

- **First touch:** Turns the luminaire on with warm white light (2,700 K).
- **Second touch:** Changes light color to extra warm (2,200 K).
- **Third touch:** Turns the luminaire off.

4. To adjust light intensity:

- Press and hold the touch switch to gradually increase the light intensity.

- After four seconds, the light reaches full intensity.
- Press and hold again to decrease the light intensity.

Frequently Asked Questions (FAQ)

• **Q: Is the Nuindie tango table lamp suitable for outdoor use?**

A: No, this lamp is intended for indoor use only. Avoid exposing it to outdoor elements.

• **Q: How do I clean the lamp?**

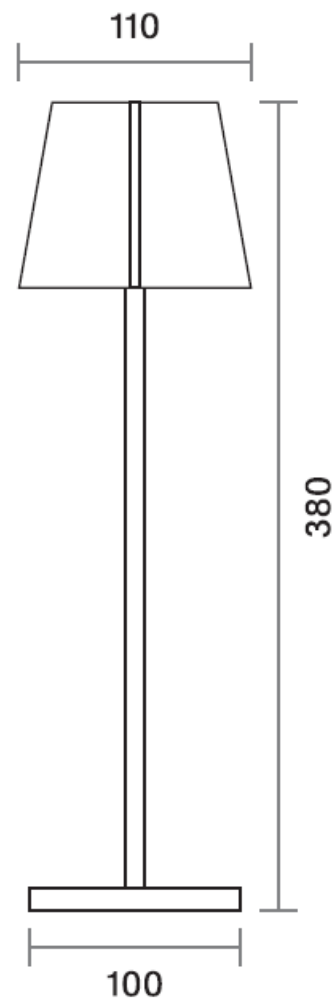
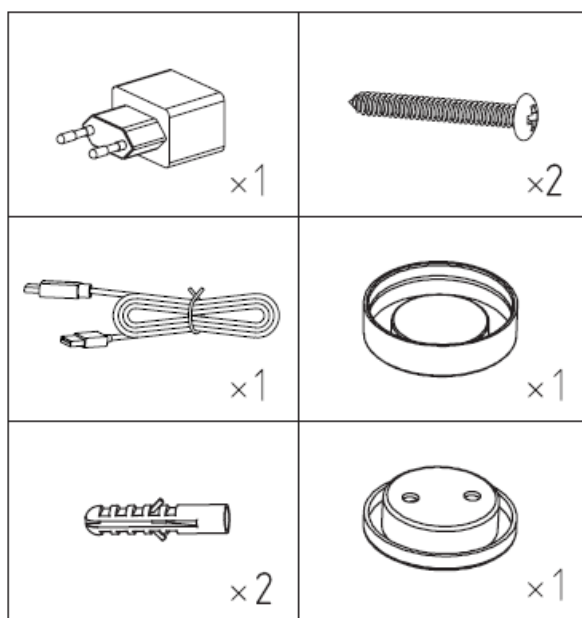
A: Clean the lamp with a mild soap solution and avoid using harsh cleaning agents that may damage the surface.

Instructions for use: Nuindie tango – rechargeable LED table lamp.

Use purpose

- This product is meant to be used for lighting only. It must not be exposed to heavy mechanical load or strong pollution.
- The light is intended for indoor use. Clean only with mild soap solution, protect from an aggressive atmosphere.

What's In The Box



Technical Specification

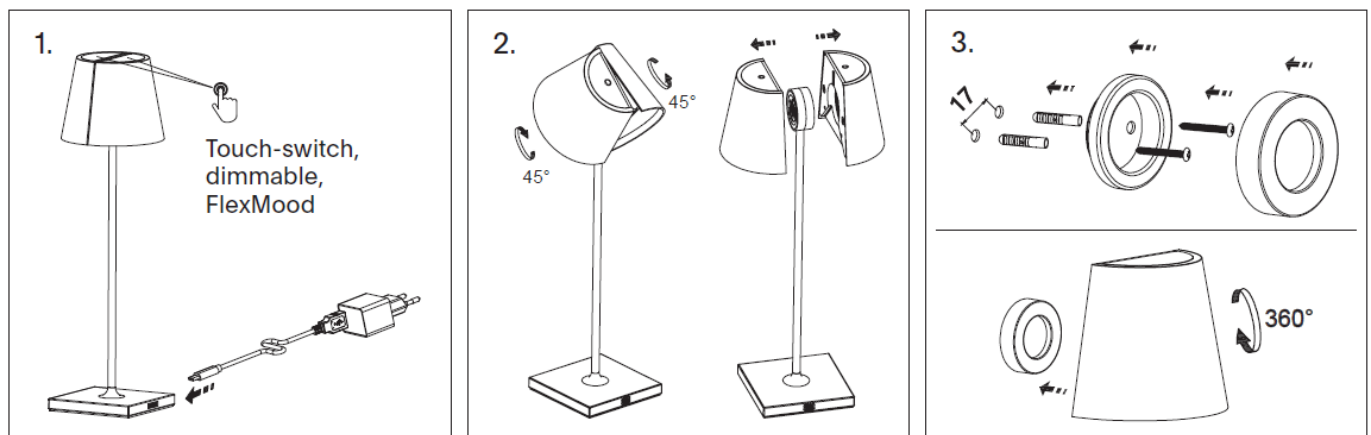
- **Power:** 2.2 W
- **Voltage:** DC 3.7 V
- **Luminous flux:** at 2,200 K 168 lm, at 2,700 K 197 lm
- **Luminous color:** 2,200 K and 2,700 K
- **CRI:** 85
- **Number of LED:** 46
- **Rechargeable battery:** Li-Ion, 2×2200 mAh
- **Charging time:** 5–7 h
- **Battery life:** up to 12 h
- **Protection class IEC:** III, SELV
- **Ingress protection code:** IP20
- **Dimmable:** Yes, max. 20 %

Charger

- **Input:** 100–240 V ~, 50/60 Hz
- **Output:** 5 V, 1 A
- **Length of cable:** 1.2 m

Use instructions

1. Before first use, please remove the protective cover and fully charge the battery.
2. When charging, the indicator light at the top is red. When fully charged, it turns off.
3. With the first touch of the touch-switch, you switch the luminaire on with 2,700 K warm white. With the second touch, you switch the light color to 2,200 K extra warm. With the third touch, you switch the luminaire off again.
4. Press and hold the touch switch to gradually increase the light intensity. After four seconds, the light has reached its full light intensity. Press and hold the switch again to lower the light intensity again.



Important notice

- The support surface for the lamp must not exceed a 15° tilt or it will fall.
- The battery has an overcharge protection and can be replaced.
- In case of need of repair, return to your local dealer.
- Only use the supplied power supply unit for charging!


- The old device and battery must be disposed of separately from household waste. Please observe the disposal instructions in your city or municipality.

Sigor Licht GmbH


- Eichenhofer Weg 81, 42279 Wuppertal, Germany
- **Phone** +49 2339 1261-0
- www.sigor.de
- info@sigor.de.



Documents / Resources

 The image shows the front cover of a user manual. It features the SIGOR logo in orange at the top right. In the center is a line drawing of a modern table lamp with a cylindrical base and a conical shade. Below the drawing, the text 'Nuindie tango' is printed. At the bottom, there is a small block of text containing technical specifications and safety information.	<p>SIGOR Nuindie tango Table Lamp LED [pdf] Instruction Manual Nuindie tango Table Lamp LED, Nuindie tango, Table Lamp LED, Lamp LED, LED</p>
---	---

References

-  [Das neue Batteriegesetz \(BattG\)](#)
-  [Startseite – Sigor](#)
-  eschrott-entsorgen.org
- [User Manual](#)

Manuals+, Privacy Policy

This website is an independent publication and is neither affiliated with nor endorsed by any of the trademark owners. The "Bluetooth®" word mark and logos are registered trademarks owned by Bluetooth SIG, Inc. The "Wi-Fi®" word mark and logos are registered trademarks owned by the Wi-Fi Alliance. Any use of these marks on this website does not imply any affiliation with or endorsement.