



# SIGOR NUINDIE Square Rechargeable LED Table Lamp Instruction Manual

[Home](#) » [SIGOR](#) » SIGOR NUINDIE Square Rechargeable LED Table Lamp Instruction Manual 

## Contents

- [1 SIGOR NUINDIE Square Rechargeable LED Table Lamp](#)
- [2 Product Information](#)
- [3 Product Usage Instructions](#)
- [4 Use purpose](#)
- [5 Technical Specification](#)
- [6 Use instructions](#)
- [7 Important notice](#)
- [8 Documents / Resources](#)
- [9 Related Posts](#)



**SIGOR NUINDIE Square Rechargeable LED Table Lamp**



## Product Information

The product is a square-shaped LED lamp that can be used for lighting. It has a magnetic charging cable that is 1.2 meters long.

The lamp has two light color options, 2,700K warm white and 2,200K extra warm. It has a touch switch that can be used to turn on/off the lamp and adjust the light intensity. The lamp is splash-proof according to protection class IP54.

## Product Usage Instructions

1. Before first use, remove the protective cover and fully charge the battery using the magnetic charging cable that comes with the lamp.
2. Touch the switch once to turn on the lamp with 2,700K warm white light. Touch it again to switch to 2,200K extra warm light.  
Touch it a third time to turn off the lamp.
3. To adjust the light intensity, press and hold the touch switch.  
After four seconds, the light will reach its full intensity. Press and hold the switch again to lower the light intensity until the light is completely off.
4. When charging, the indicator light at the top of the lamp will be red. When fully charged, it will turn off.
5. Avoid exposing the lamp to heavy mechanical load or strong pollution.

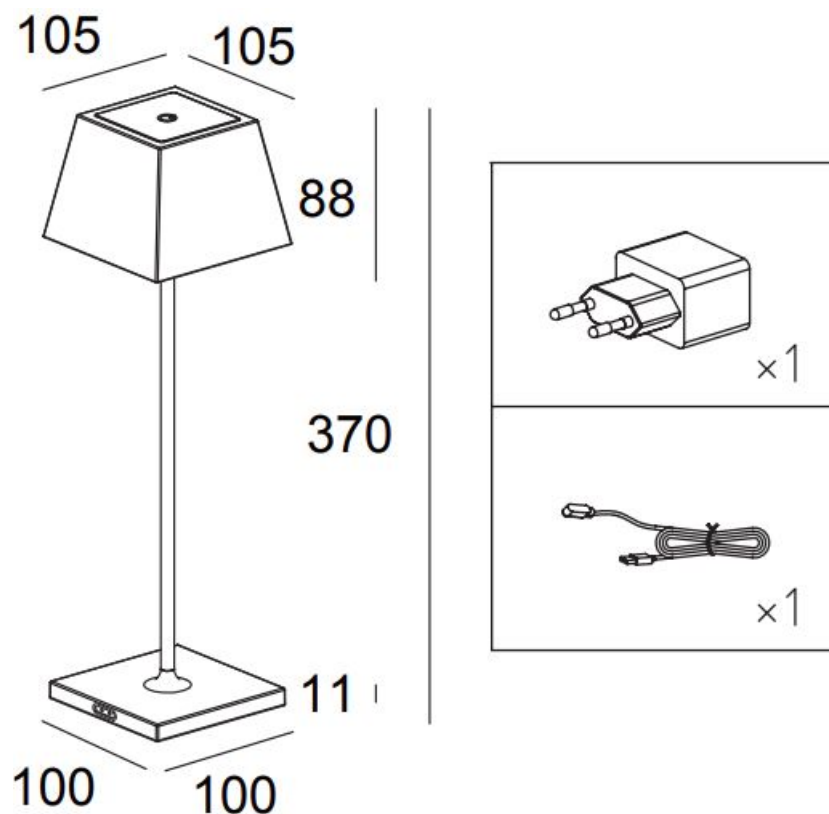
## Use purpose

This product is meant to be used for lighting only. It must not be exposed to heavy mechanical load or strong pollution. The lamp is splash-proof according to protection class IP54.

## Technical Specification

- Power: 2,2W

- Voltage: DC 3,7V
- Luminous flux: at 2200K 168lm, at 2700K 197lm
- Luminous colour: 2200K and 2700K
- Number of LED: 46
- Capacity of rechargeable battery: 18650 / 2200mAh\*2
- Charging time: ~6h
- Battery life: up to 24h at 50% light output
- Protection class: II
- Type of protection: IP54, splash water protected
- Dimmable: Yes
- Energy efficiency class: F



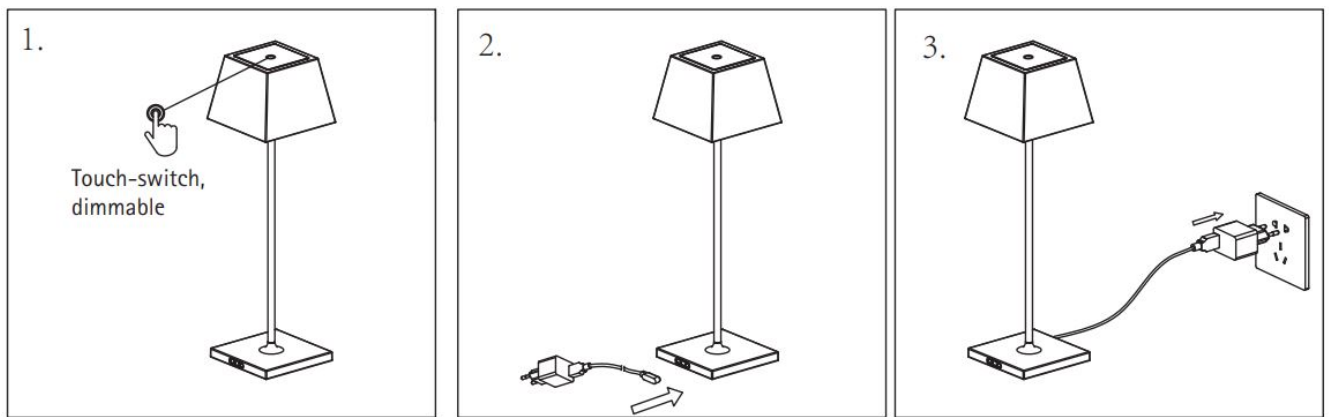
### Charger

- **Input:** AC100-240V 50/60Hz
- **Output:** 5V/1A
- **Length of cable:** 1.2 m

### Use instructions

1. Before first use, please remove the protective cover and fully charge the battery.
2. With the first touch of the touch switch, you switch the luminaire on with 2,700K warm white. With the second touch, you switch the light colour to 2,200K extra warm. With the third touch, you switch the luminaire off again.
3. Press and hold the touch switch to gradually increase the light intensity. After four seconds, the light has reached its full light intensity. Press and hold the switch again to lower the light intensity again until the light is completely extinguished. the light is completely extinguished.


4. When charging, the indicator light at the top is red. When fully charged, it turns off.



### Important notice

- The support surface for the lamp must not exceed a 15° tilt or it will fall.
- The battery has an overcharge protection.
- In case of need of repair, return to your local dealer.
- Only use the supplied power supply unit for charging!

### Documents / Resources

	<p><a href="#">SIGOR NUINDIE Square Rechargeable LED Table Lamp</a> [pdf] Instruction Manual NUINDIE Square Rechargeable LED Table Lamp, Square Rechargeable LED Table Lamp, Rechargeable LED Table Lamp, LED Table Lamp, Table Lamp, Lamp</p>
---	--