



# signify Chloride Compac exit/unit combo CLC User Manual

[Home](#) » [signify](#) » signify Chloride Compac exit/unit combo CLC User Manual 

signify Chloride Compac exit/unit combo  
CLC User Manual



Project:		
Location:		
Cat.No:		
Type:		
Lamps:		Qty: <input type="text"/>
Notes:	<div></div>	

Chloride Compac exit/unit combo CLC was designed to complement the rest of the Compac exit/emergency family in looks and reliability. It is a multi-purpose product that combines the benefits of high performance emergency lighting with exit feature for safe egress. The two lamp heads can be adjusted to provide optimum illumination and the unit comes standard with self-diagnostic/self-test features to assure it is ready any time.

### Ordering guide

Example: CLCNRWLS

Series	Battery	Color	Options <sup>1</sup>
<div>CLC</div>	<div>N</div>	<div></div>	<div></div>
Compac LED exit/unit combo	N Nickel Metal Hydride battery	RW Red letters on white housing GW Green letters on white housing RB Red letters on black housing GB Green letters on black housing	2R <sup>2</sup> Remote capability LS <sup>3</sup> Less self-test

1. Optional features cannot be combined with other optional features
2. CLC feeds 2 CLR single or 1 CLR dual LED remote lamp head
3. Contains self-diagnostic electronics but does not perform the automatic monthly test. Available in white finish

housing only

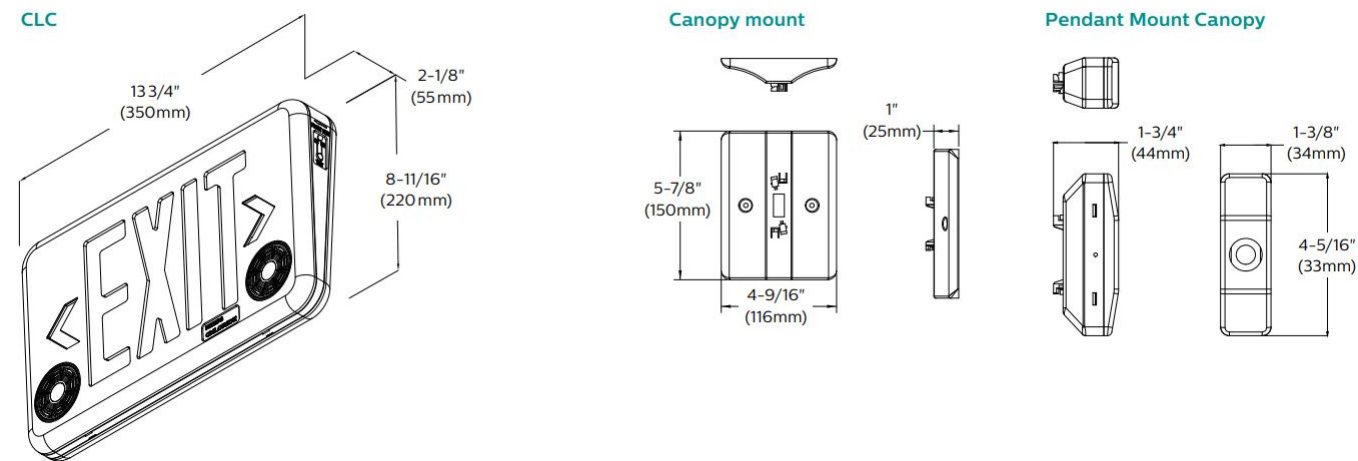
Accessories (order separately)

- **WG5** – Wire guard (for **CLC** exit/unit combos mounted flat against the wall)
- **VEPMC** – Pendant mount canopy, white
- **CXPA12W** – Pendant Assembly, rigid canopy, 12" white stem (requires **VEPMC**)
- **CXPAS12W** – Pendant Assembly, swivel canopy, 12" white stem (requires **VEPMC**)



CLC Compac exit/combo unit

Dimensions



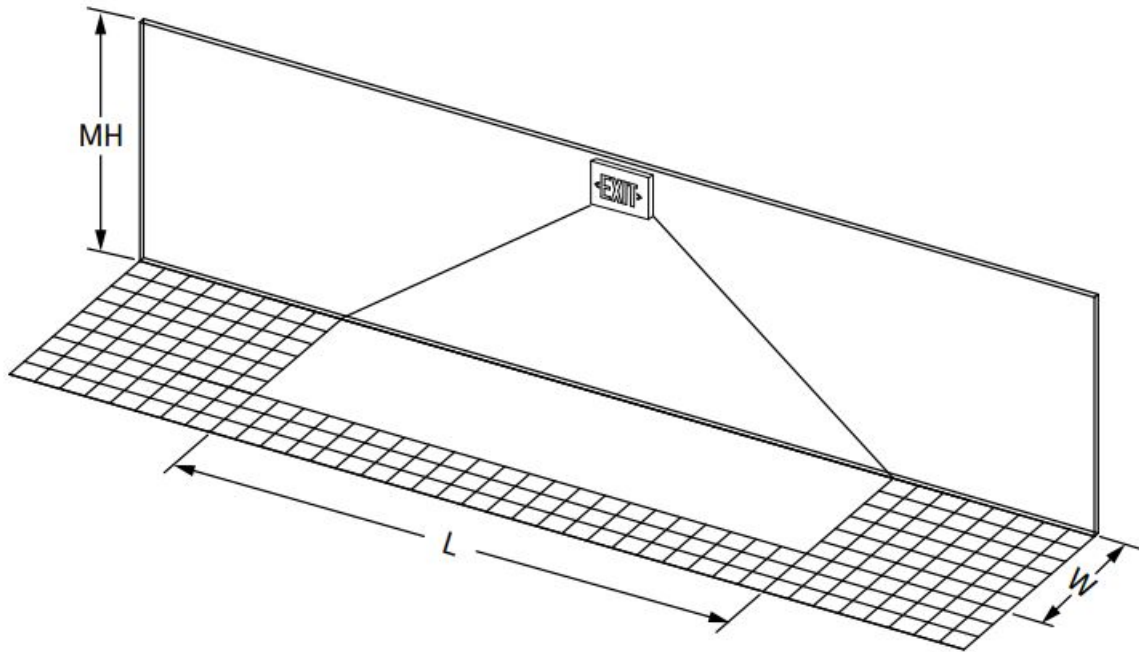
Performance

Meets Life Safety Code Illumination standard average of 1.0 FC, no point less than 0.1 FC max to min ratio of 40:1. Assumes open space with no obstructions. NFPA 101, Life Safety Code matches California Fire Code of Regulations, Title 24. Normal operation (off/standby) is not to be confused with emergency operation.

	Compac CLC exit/unit combo performance			
	80/50/20 Reflectance†		10/10/10 Reflectance‡	
	3' Path	6' Path	3' Path	6' Path
Single Unit Coverage	56'	52'	48'	40'
Center-to-Center	76'	60'	63'	55'

†Based on 6ft corridor and 9ft ceiling height and a mounting height of 7.5ft.

‡Based on 200ft by 200ft open area and 30ft ceiling height.



### Codes and standards

- ETL listed to Standard 924
- NFPA 70 (National Electric Code)
- NFPA 101 (Life Safety Code)
- Suitable for damp locations

### Construction

- White and black housing only.
- UL 94 V-0.5VA Flame rated, UV stable thermoplastic housing
- Contractor friendly snap together design
- Flat Wall, end, or ceiling mounted
  - canopy provided for ceiling and end mount applications
- Back plate keyhole slots are easily removable knockouts for securing to 4" j-box for easy mounting

### Installation

- Universal wall/ceiling/end mounting
- Canopy not required for flat wall mount(electronics contained inside housing)
- Pop-out chevron directional indicators are easily removed when required
- Exit sign mounts to a single gang boxes, 3" J-boxes and 4" J-boxes (canopy provided)
- All exits signs are provided with an extra stencil face plate for double face sign applications

### Electronics

- 120/277VAC, 50/60Hz dual voltage selectable input
- Surge protected, solid state circuitry

- Charging systems are complete with low voltage disconnect (prevents deep discharge of battery), battery lockout (prevents discharge of battery during installation), and brownout protection

### **Power consumption**

**CLCNR** 120V = 0.0537 277V = 0.0385

**CLCNG** 120V = 0.0530 277V = 0.0384

### **Lamps**

- **CLC** combo red and green LEDs, plus contains two 3.6VDC – 2.2W longlife LED lamp sources (5000K)
- Adjustable LED lamp heads can provide forward or backward emergency illumination

### **Battery**

- Maintenance-free sealed 7.2V Nickel Metal Hydride battery
- Manual test switch and LED light indicator
- Supplies emergency illumination for a minimum of 90 minutes
- Batteries have an approximated service life of 6 to 8 years at a operating temperature range of 10°C to 40°C (50°F to 104°F)

### **Remote capability**

- **CLC** exit/unit combo when specified with the **2R** option, provides enough remote capability to supply DC power to two CLR remote units with one LED lamp head or one CLR remote unit with two LED lamp heads
- **CLR Remote** Units accepts DC power from Compac LED products with remote capability only

### **Warranty**

- Five year full warranty on unit

### **Self-diagnostics/Self-test**

The **CLC** exit/unit combo contain self-diagnostic/selftest electronics as a standard feature. An automatic self-test is performed every month for 3 minutes, and a 30 minute self-test every six months. A manual test may also be performed at anytime by pressing the manual test button.

### **Manual testing:**

Test button	Length of test
1 press	30 seconds
2 presses	3 minutes
3 presses	30 minutes
4 presses	90 minutes

**Self-Diagnostic Red status indicator:**

Indicator	Status
One blink	Battery is not connected
Two blinks	Battery voltage has dropped below acceptable value
Three blinks	Charger board circuit fault
Four blinks	Transfer fault
Five blinks	Lamp fault
Six blinks	Remote lamp head fault
Seven blinks	EXIT Led strip fault

**Operation**

Press the test button and the EXIT legend will remain lit and the LED indicator will turn off. Release the test button and the LED indicator will turn on and the EXIT legend will remain lit.

The Self-diagnostic/selftest electronics meets the requirements of the National Electric Code and/or the National Fire Protection Association.

The information presented in this document is not intended as any commercial offer and does not form part of any

quotation or contract.



© 2020 Signify Holding. All rights reserved. The information provided herein is subject to change, without notice. Signify does not give any representation or warranty as to the accuracy or completeness of the information included herein and shall not be liable for any action in reliance thereon. The information presented in this document is not intended as any commercial offer and does not form part of any quotation or contract, unless otherwise agreed by Signify.

Signify North America Corporation  
200 Franklin Square Drive,  
Somerset, NJ 08873  
Telephone 855-486-2216

Signify Canada Ltd.  
281 Hillmount Road,  
Markham, ON, Canada L6C 2S3  
Telephone 800-668-9008


All trademarks are owned by Signify Holding or their respective owners.

[www.chloride-lighting.com](http://www.chloride-lighting.com)

## Contents

- [1 Documents / Resources](#)
- [2 Related Posts](#)

## Documents / Resources

	<p><a href="#">signify Chloride Compac exit/unit combo CLC</a> [pdf] User Manual signify, Chloride, Compac, exit, unit, combo, CLC</p>
---	--