




SIGNAL CONNECT SWM30 DIRECTV Multi Switch Instruction Manual

[Home](#) » [SIGNAL CONNECT](#) » SIGNAL CONNECT SWM30 DIRECTV Multi Switch Instruction Manual 

SIGNAL CONNECT SWM30 DIRECTV Multi Switch

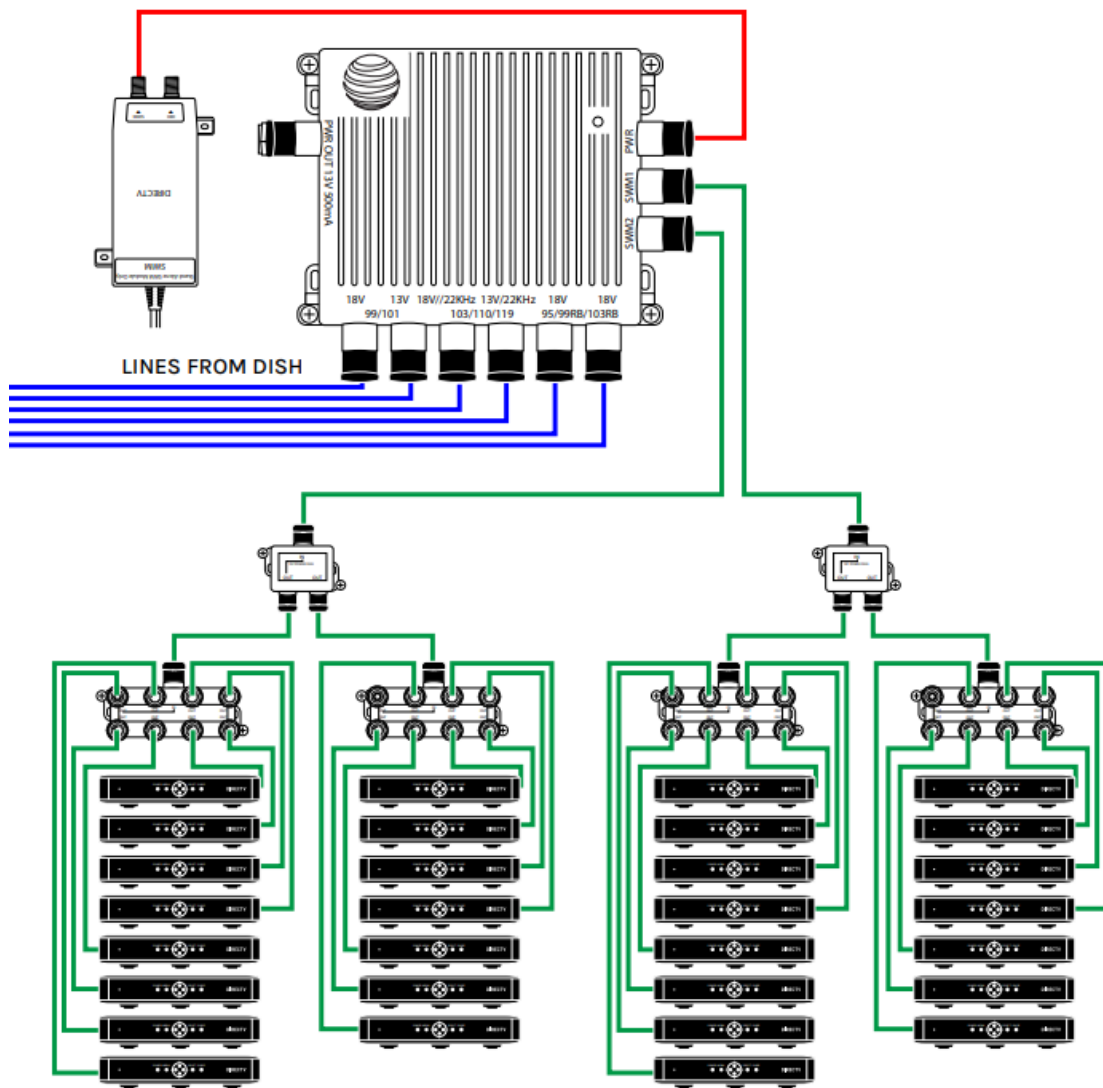


Contents

- [1 INSTALLATION](#)
- [2 Documents / Resources](#)
 - [2.1 References](#)
- [3 Related Posts](#)

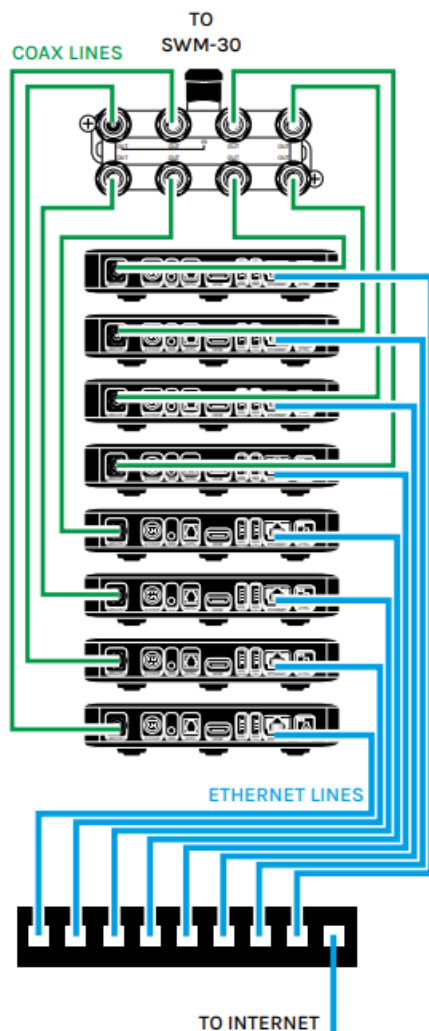
INSTALLATION

INSTALLATION: SWM-30 AND H26K COMMERCIAL RECEIVER



POWER ADAPTERS NOT SHOWN SEE PAGE 2 FOR NETWORKING

H26K NETWORKING USING ETHERNET CABLES

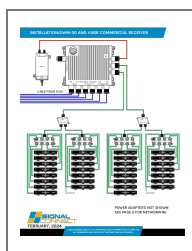


POWER ADAPTERS ARE NOT SHOWN

©2024, SIGNAL GROUP, LLC. REPRODUCTION IS PERMITTED SO LONG AS ALL BRANDING AND COPYRIGHT INFORMATION IS RETAINED.



Documents / Resources



[SIGNAL CONNECT SWM30 DIRECTV Multi Switch](#) [pdf] Instruction Manual
SWM30 DIRECTV Multi Switch, SWM30, DIRECTV Multi Switch, Multi Switch

References

- [User Manual](#)

[Manuals+](#), [Privacy Policy](#)

This website is an independent publication and is neither affiliated with nor endorsed by any of the trademark owners. The "Bluetooth®" word mark and logos are registered trademarks owned by Bluetooth SIG, Inc. The "Wi-Fi®" word mark and logos are registered trademarks owned by the Wi-Fi Alliance. Any use of these marks on this website does not imply any affiliation with or endorsement.