



SIGMA SIG317103 Wireless STS Speed Transmitter Instruction Manual

[Home](#) » [SIGMA](#) » SIGMA SIG317103 Wireless STS Speed Transmitter Instruction Manual 

Contents

- [1 SIGMA SIG317103 Wireless STS Speed Transmitter](#)
- [2 Industry Canada Statement](#)
- [3 Federal Communication Commission Interference Statement](#)
- [4 Technical Information](#)
- [5 INSTALLATION OF WIRELESS SPEED TRANSMITTER](#)
- [6 SWITCH FROM BIKE 1 TO BIKE 2](#)
- [7 BATTERY CHANGE](#)
- [8 Declaration of conformity](#)
- [9 Documents / Resources](#)
 - [9.1 References](#)
- [10 Related Posts](#)



SIGMA SIG317103 Wireless STS Speed Transmitter



Industry Canada Statement

Use receiver(s) that comply with Innovation, Science, and Economic Development Canada's license-exempt RSS(s). Operation is subject to the following two conditions:

1. This device may not cause interference.
2. This device must accept any interference, including interference that may cause undesired operation of the device.

The device meets the exemption from the routine evaluation limits in section 2.5 of RSS 102 and compliance with RSS-102 RF exposure, users can obtain Canadian information on RF exposure and compliance.

This transmitter must not be co-located or operating in conjunction with any other antenna or transmitter. This equipment should be installed and operated with a minimum distance of 5 millimeters between the radiator and your body.

Federal Communication Commission Interference Statement

FCC ID: M5LSPD3STS

This equipment has been tested and found to comply with the limits for a Class B digital device, pursuant to Part 15 of the FCC Rules. These limits are designed to provide reasonable protection against harmful interference in a residential installation. This equipment generates, uses, and can radiate radio frequency energy and, if not installed and used in accordance with the instructions, may cause harmful interference to radio communications. However, there is no guarantee that interference will not occur in a particular installation. If this equipment does cause harmful interference to radio or television reception, which can be determined by turning the equipment off and on, the user is encouraged to try to correct the interference by one of the following measures:

- Reorient or relocate the receiving antenna.
- Increase the separation between the equipment and receiver.
- Connect the equipment into an outlet on a circuit different from that to which the receiver is connected.

FCC Caution: To assure continued compliance, any changes responsible for compliance could void the user's authority to operate this equipment. (Example – use only shielded interface cables when connecting to computer or peripheral devices).

FCC Radiation Exposure Statement

This equipment complies with FCC RF radiation exposure limits set forth for an uncontrolled environment. This equipment should be installed and operated with a minimum distance of 0.5 centimeters between the radiator and your body.

This transmitter must not be co-located or operating in conjunction with any other antenna or transmitter. This device complies with Part 15 of the FCC Rules. Operation is subject to the following two conditions: (1) This device may not cause harmful interference, and (2) This device must accept any interference received, including interference that may cause undesired operation.

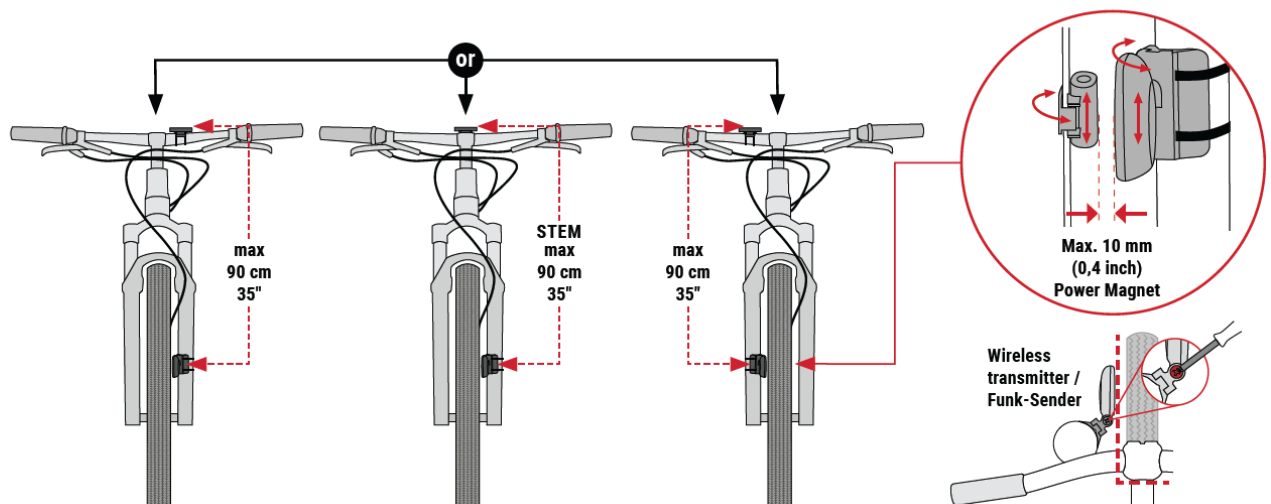
UKCA Statement

We, SIGMA-ELEKTRO GmbH, declare that the equipment above has been tested in our facility and found in compliance with the requirement limits of applicable standards, in accordance with the Radio Equipment Regulations 2017 and the Restriction of the Use of Certain Hazardous Substances in Electrical and Electronic Equipment Regulations 2012. The test record, data evaluation, and Equipment Under Test (EUT)

Technical Information

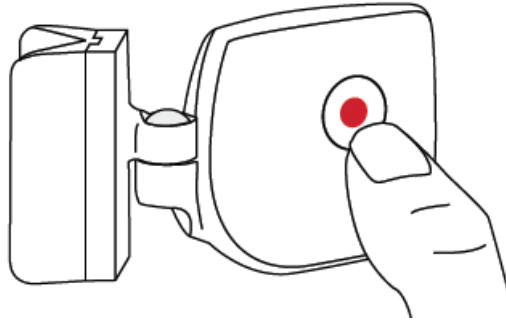
- **Battery type:** CR 2032 x 3V
- **Operation temperature:** -10 °C to 60 °C
- **Operation frequency:** 112 kHz
- **Transmission power:** Max power <11.37 dBm

INSTALLATION OF WIRELESS SPEED TRANSMITTER

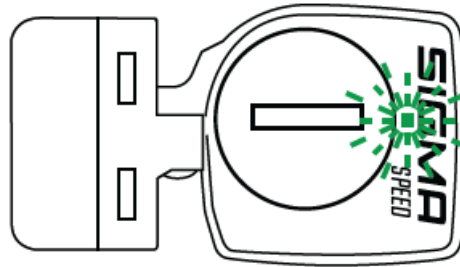


SWITCH FROM BIKE 1 TO BIKE 2

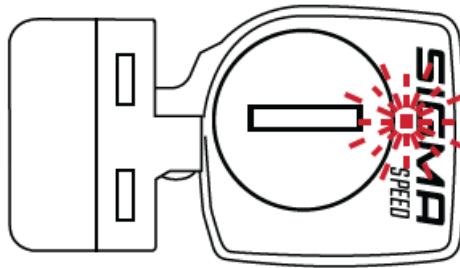
- Press > 5 seconds



- Green LED is flashing

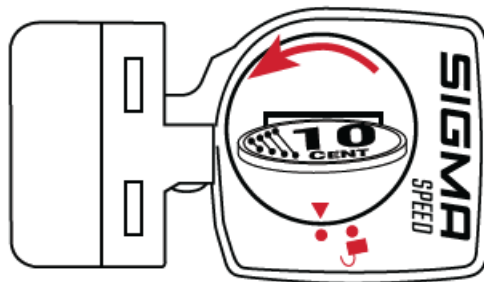


- Red LED is flashing



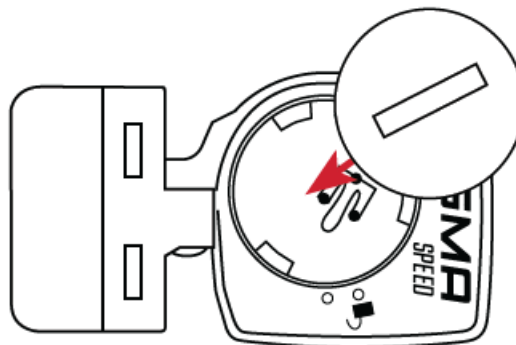
BATTERY CHANGE

1

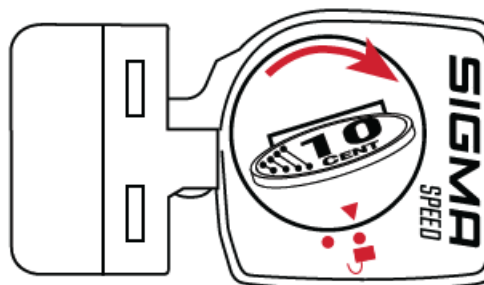


2

Battery: CR 2032



3



Declaration of conformity

We, SIGMA-ELEKTRO GmbH, Dr.-Julius-Leber-Str. 15, D-67433 Neustadt / Weinstraße, declare that the transmitter STS-S-3 when used as intended, complies with the basic requirements of RED Directive 2014/53/EU and RoHS Directive 2011/65/EU. You can find the CE declaration at: ce.sigmasport.com/stss3

Documents / Resources

	SIGMA SIG317103 Wireless STS Speed Transmitter [pdf] Instruction Manual SPD3STS, M5LSPD3STS, SIG317103 Wireless STS Speed Transmitter, Wireless STS Speed Transmitter
--	--

References

- [SIGMA SPORT - Bike Computer, Bike Lights, Data World](#)