



# SIFENE 3101 Efficient Masticating Juicers User Guide

[Home](#) » [SiFENE](#) » SIFENE 3101 Efficient Masticating Juicers User Guide 

## SIFENE 3101 Efficient Masticating Juicers User Guide



### Contents

- [1 High Yield Fruit&Veges](#)
- [2 What's included](#)
- [3 How to Assemble](#)
- [4 How to Use](#)
- [5 Tips to avoid clogging in juicers](#)
- [6 Documents / Resources](#)
  - [6.1 References](#)

## High Yield Fruit&Veges

- Apples



- Oranges



- Pears



- Carrots



- Celery



- Cucumber



- Wheat grass



## What's included




1. Main Body
2. Operation Panel:REV, STOP, SOFT, HARD
3. Unlock Button
4. Juice Cup
5. Pulp Cup
6. Pusher
7. Juice Container
8. Auger
9. Fine Strainer
10. Juicing Body Cover

## How to Assemble

### Step 1

#### Connecting juicer:

1. Align feed chute with “unlock mark.”
2. Turn counterclockwise until click.



### Step 2

Align auger shaft with motor shaft, push to bottom. (Adjust by turning auger if misaligned.).



### Step 3

Insert fine strainer's large hole at screw propeller's tail, push positioning ribs into juicer's notch.



### Step 4

Align three buckles on cover and body, push in, rotate counterclockwise to tighten cover and body.







### Step 5

Place the juice cup next to the fuselage, and place the pomace cup under the slag outlet of the juice extractor.



### How to Use

-  **REV button:** When the slag discharge is not smooth or clogged the key is used.
-  **STOP button:** Motor stops working.
-  **SOFT button:** Low-speed working button (suitable for picking soft fruits and vegetables such as tomatoes, watermelons, and grapes);
-  **HARD button:** High-speed working button (suitable for extracting hard fruits and vegetables such as carrots, and apple pears).

### Tips to avoid clogging in juicers



1. Cut the ingredients into 1" – 1.5" small pieces before juicing.
2. Feed the ingredients into the juicer gradually.
3. Ensure the pusher is firmly in place when feeding produce into the juicer.

#### CONTACT US!


Email: [support@sifene.com](mailto:support@sifene.com)

Web: <https://sifene.com/>

# SIFENE

---

## Documents / Resources

	<p><a href="#">SIFENE 3101 Efficient Masticating Juicers</a> [pdf] User Guide</p> <p>3101 Efficient Masticating Juicers, 3101, Efficient Masticating Juicers, Masticating Juicers, Juicers</p>
---	--

## References

- [User Manual](#)