

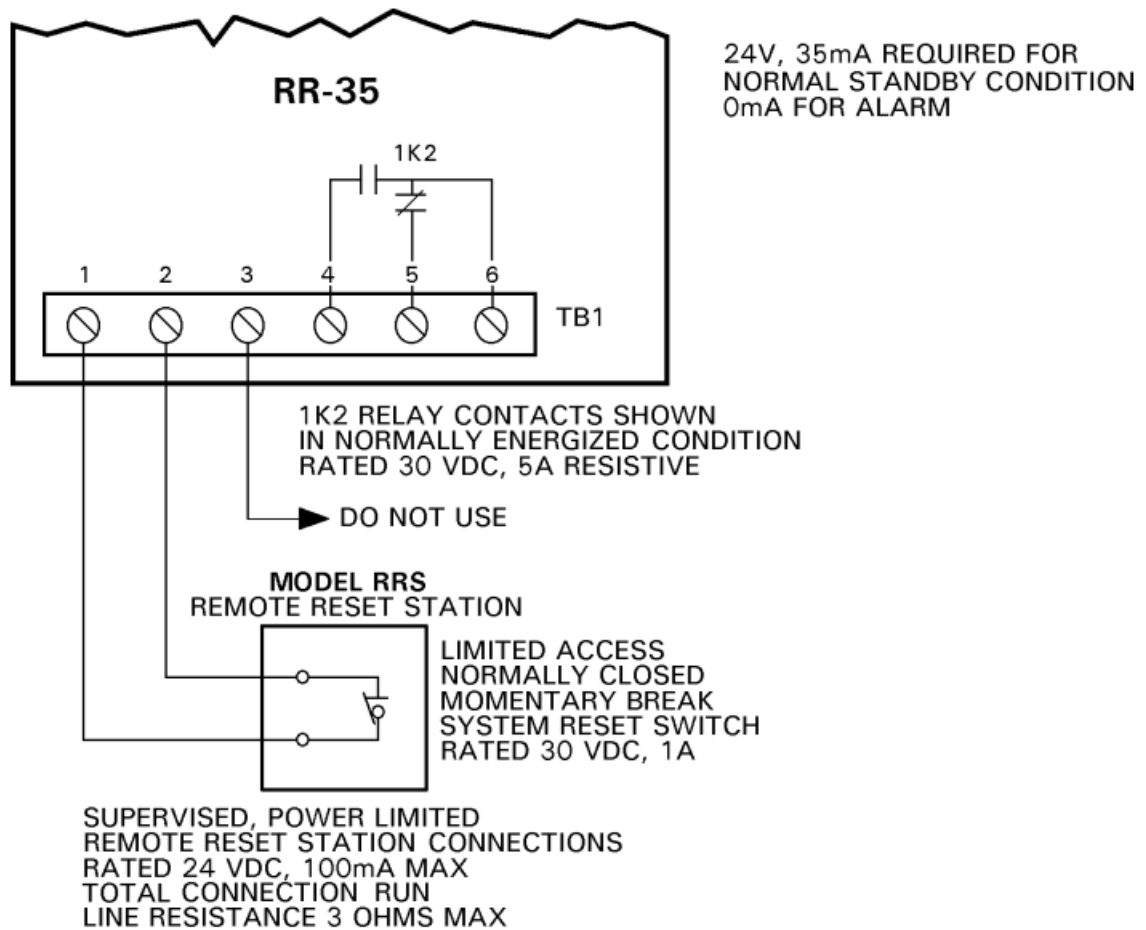


# SIEMENS RR-35 Remote Reset Module and Remote Reset Station Instruction Manual

[Home](#) » [SIEMENS](#) » SIEMENS RR-35 Remote Reset Module and Remote Reset Station Instruction Manual 

# SIEMENS

Installation Instructions  
Models RR-35 and RRS  
Remote Reset Module and Remote Reset Station  
(for use with System 3)



**Figure 1**

## Contents

- [1 OPERATION](#)
- [2 INSTALLATION AND WIRING](#)
- [3 Documents / Resources](#)
  - [3.1 References](#)
  - [4 Related Posts](#)

## OPERATION

The Model RR-35 Remote Reset module from Siemens Industry, Inc. allows a System 3 alarm condition to be reset to Standby from a remote location. (An alarm condition can also be reset by using the CP-35 Control Panel RESET switch.)

System 3 uses a BC-35 battery backup configuration.

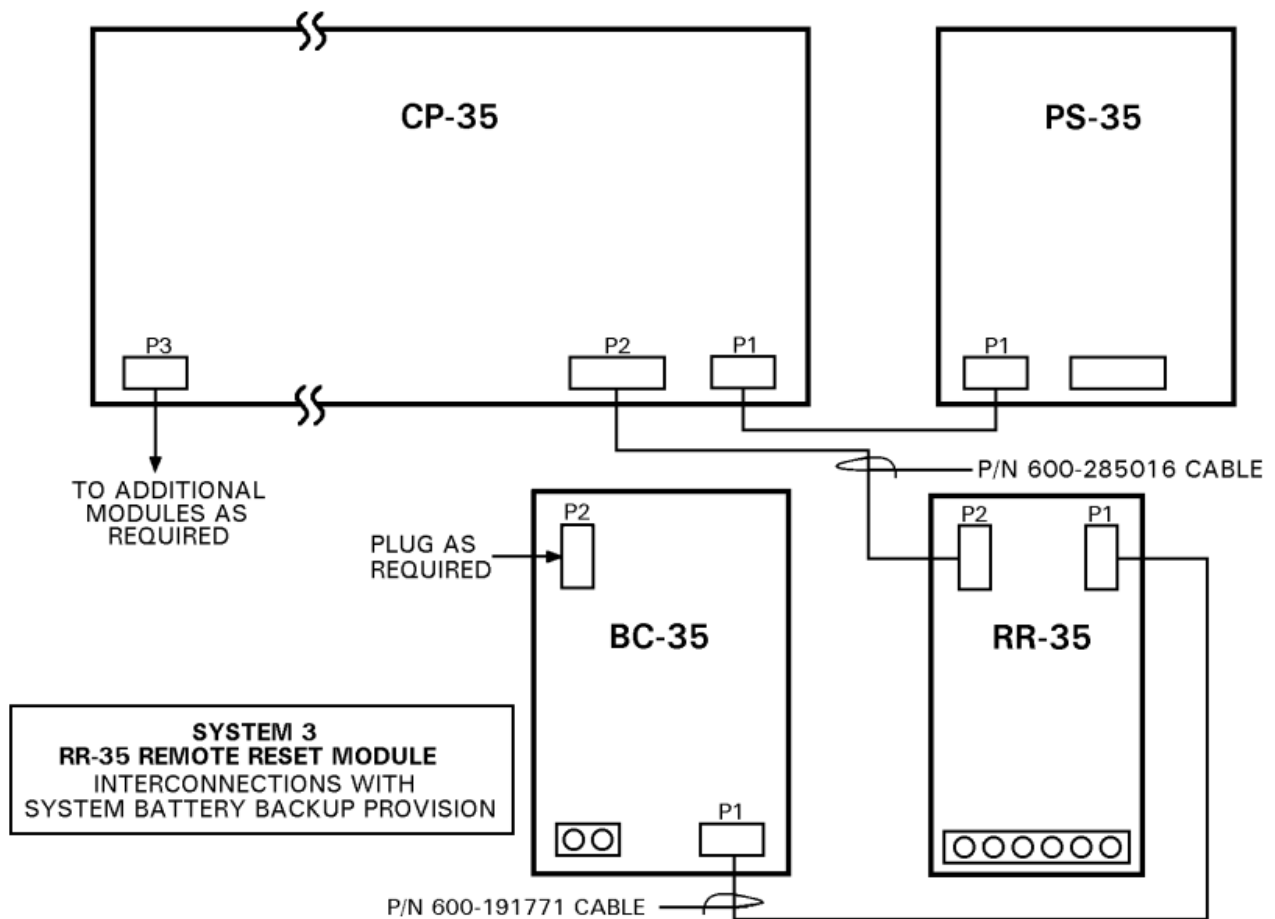
Use the interconnecting cable, P/N 600-191771, that is supplied. (See Figure 2.)

The Model RRS Remote Reset station includes a labeled single gang plate and a normally closed, key operated, spring return reset switch.

## INSTALLATION AND WIRING

Follow the Connection Diagram (Figure 1) and Figure 2 to install and wire the RR-35/RRS into a System 3 configuration.


Refer to System 3 Wiring Information Field Assembly of Modules, P/N 315-085178.



**Figure 2**

Siemens Industry, Inc.  
 Building Technologies Division  
 Florham Park, NJ  
 P/N 315-091469-7  
 Siemens Canada Limited  
 Building Technologies Division  
 2 Kenview Boulevard  
 Brampton, Ontario L6T 5E4 Canada

## Documents / Resources

	<p><a href="#">SIEMENS RR-35 Remote Reset Module and Remote Reset Station</a> [pdf] Instruction Manual RRS, RR-35, RR-35 Remote Reset Module and Remote Reset Station, Remote Reset Module and Remote Reset Station, Reset Module and Remote Reset Station, Remote Reset Station, R reset Station</p>
---	---

## References

- [Fire Alarm Resources | Download fire alarm documents](#)