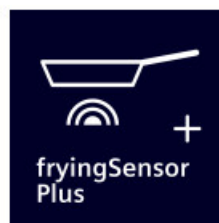

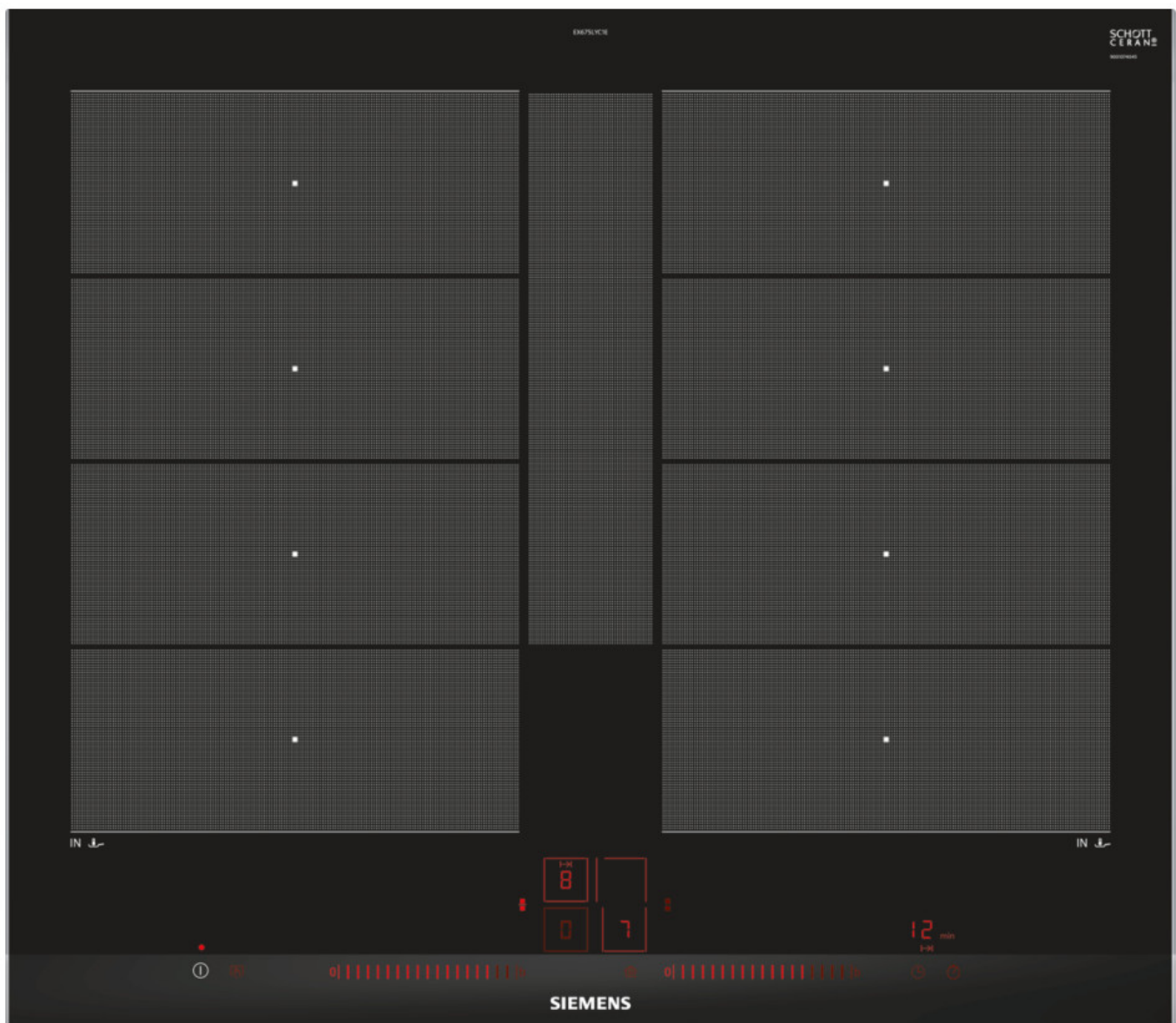


SIEMENS EX675LYC1E Induction Cooktop Instruction Manual

[Home](#) » [SIEMENS](#) » SIEMENS EX675LYC1E Induction Cooktop Instruction Manual 

SIEMENS

iQ700, Induction cooktop, 60 cm, Black
EX675LYC1E



Contents

- 1 EX675LYC1E Induction Cooktop
- 2 Induction cooktop with innovative features that enable highly flexible cooking in any situation.
- 3 Cooktop Type and Special Features
- 4 Design
- 5 Comfort & Convenience
- 6 Size & Power
- 7 Safety and Environment
- 8 Dimensions (WxD)
- 9 Documents / Resources

EX675LYC1E Induction Cooktop

HZ9ES100 Espresso maker 4 cups, HZ9FE280 Iron pan Ø 18 / 28 cm, HZ9SE030 Set of 2 pots and 1 pan,

HZ9SE040 4 pieces Set, HZ9SE060 6 pieces Set, HZ390230 System pan diameter 21 cm, HZ390250 System pan diameter 28 cm, HZ390512 Teppan Yaki (large), HZ390522 Griddle Plate, HZ394301 Connecting strip, HZ390011 Stainless Steel roaster with glass lid, HZ390012 Steaming Rack for Stainless Steel roaster, HZ390210 System pan diameter 15 cm, HZ390220 System pan diameter 19 cm

Induction cooktop with innovative features that enable highly flexible cooking in any situation.

- ✓ Dual lightSlider lets you easily and intuitively operate the hob.
- ✓ The fryingSensor plus controls the temperature in the pan so can never burn again.
- ✓ powerMove Plus: enables intuitive control thanks to three heating zones with different temperatures – activated by touch.
- ✓ Shorter heating times with up to 50% more power thanks to the powerBoost-function.
- ✓ The timer with switch-off function safely shuts off the cooking zone when the selected cooking time expires.

Product name/family: Cooking zone ceramic

Built-in / Free-standing: Built-in

Source of energy: Electric

Total number of positions that can be used at the same time: 4 Min. required niche size for installation (HxWxD):
.....51 x 560-560 x 490-500 mm

Width of the appliance: 602 mm

Dimensions (HxWxD): 51 x 602 x 520 mm

Dimensions of the packed product: 126 x 753 x 603 mm

Net weight: 13.9 kg

Gross weight: 16.2 kg

Residual heat indicator: separate

Location of control panel: Hob front

Basic surface material: Ceramic

Color of surface: Alu, brushed, Black

Length electrical supply cord: 110.0 cm

EAN code: 4242003715291

Voltage: 220-240 V



Cooktop Type and Special Features

- 4 induction cooking zones
- flexInduction Plus
- powerBoost function for all cooking zones
- panBoost
- fryingSensor Plus with 5 temperature settings

Design

- Frameless with front faceted glass

Comfort & Convenience

- Dual LightSlider
- LED display and timer with auto switch off for all cooking zones, Count-up timer, LED display and timer with auto switch off
- ReStart – Quickly reinstates previous settings
- QuickStart – Quick and automatic first pot detection
- flexMotion
- powerMove Plus

Size & Power

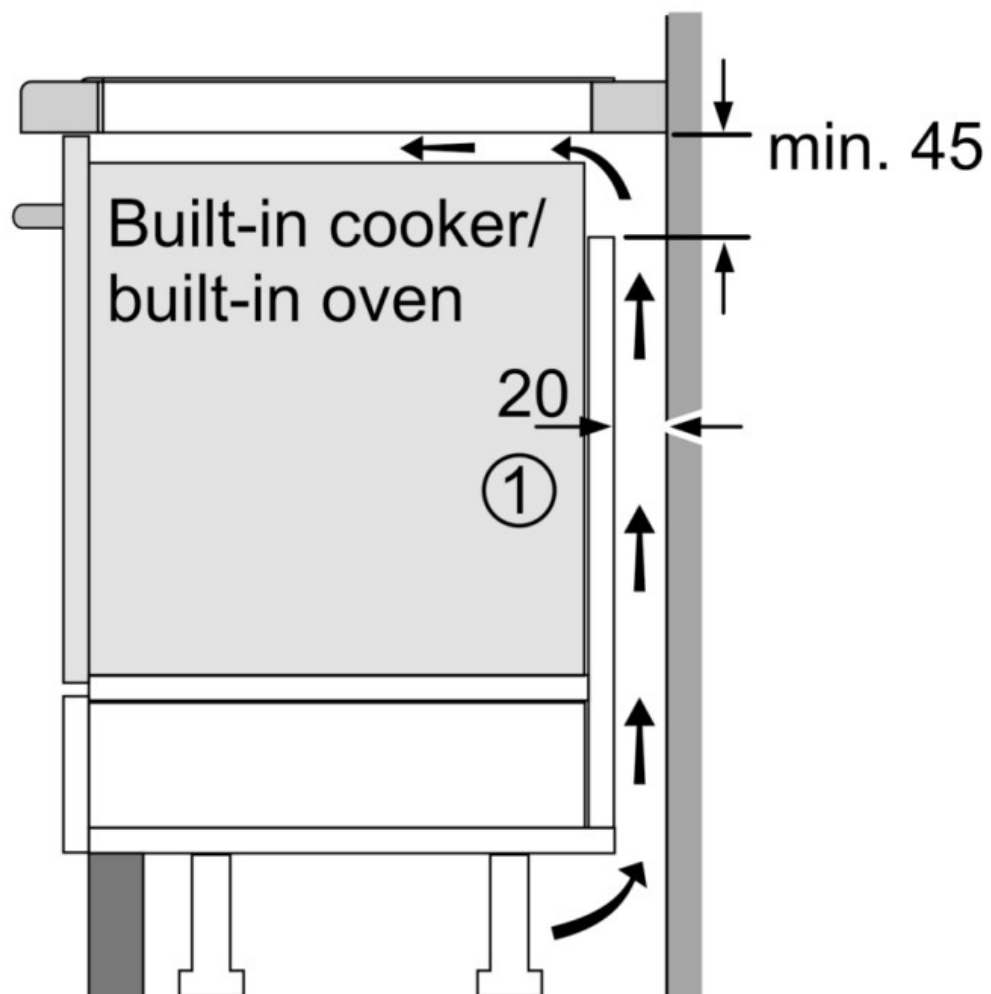
- 17 power levels for each cooking zone
- Cooking zones:
 - 1 x Ø 380 mmx225 mm, 3.3 KW (max. Power level 3.7 KW)
Induction or 2 x Ø 190 mm, 2.2 KW (max. Power level 3.7 KW)
Induction;
 - 1 x Ø 380 mmx225 mm, 3.3 KW (max. Power level 3.7 KW)
Induction or 2 x Ø 190 mm, 2.2 KW (max. Power level 3.7 KW)
Induction
- 7.4 KW total connected load

Safety and Environment

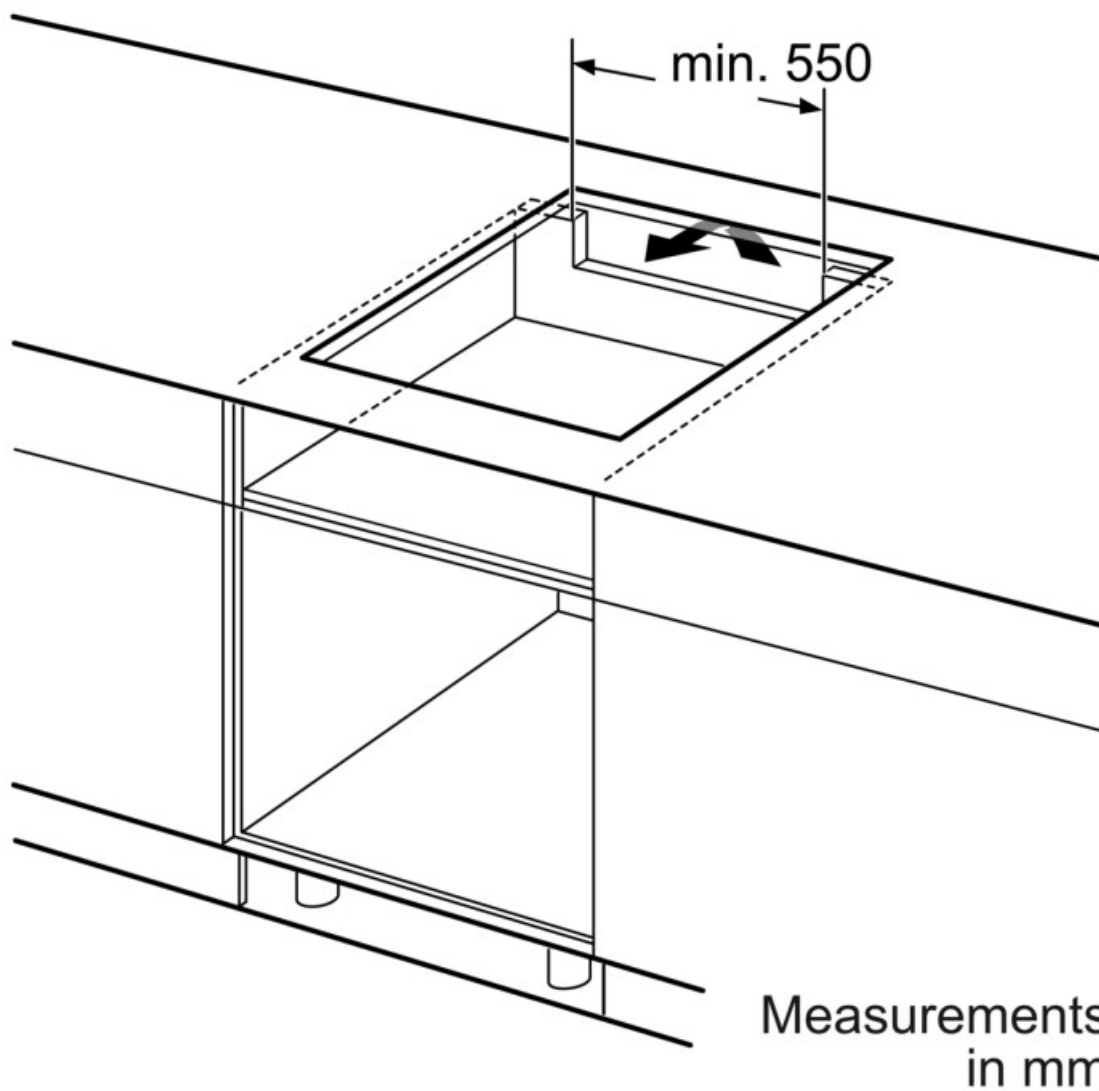
- Automatic pan recognition
- powerManagement Function
- Automatic safety switch-off
- Childproof lock
- wipeProtection function
- Energy efficiency display

Dimensions (WxD)

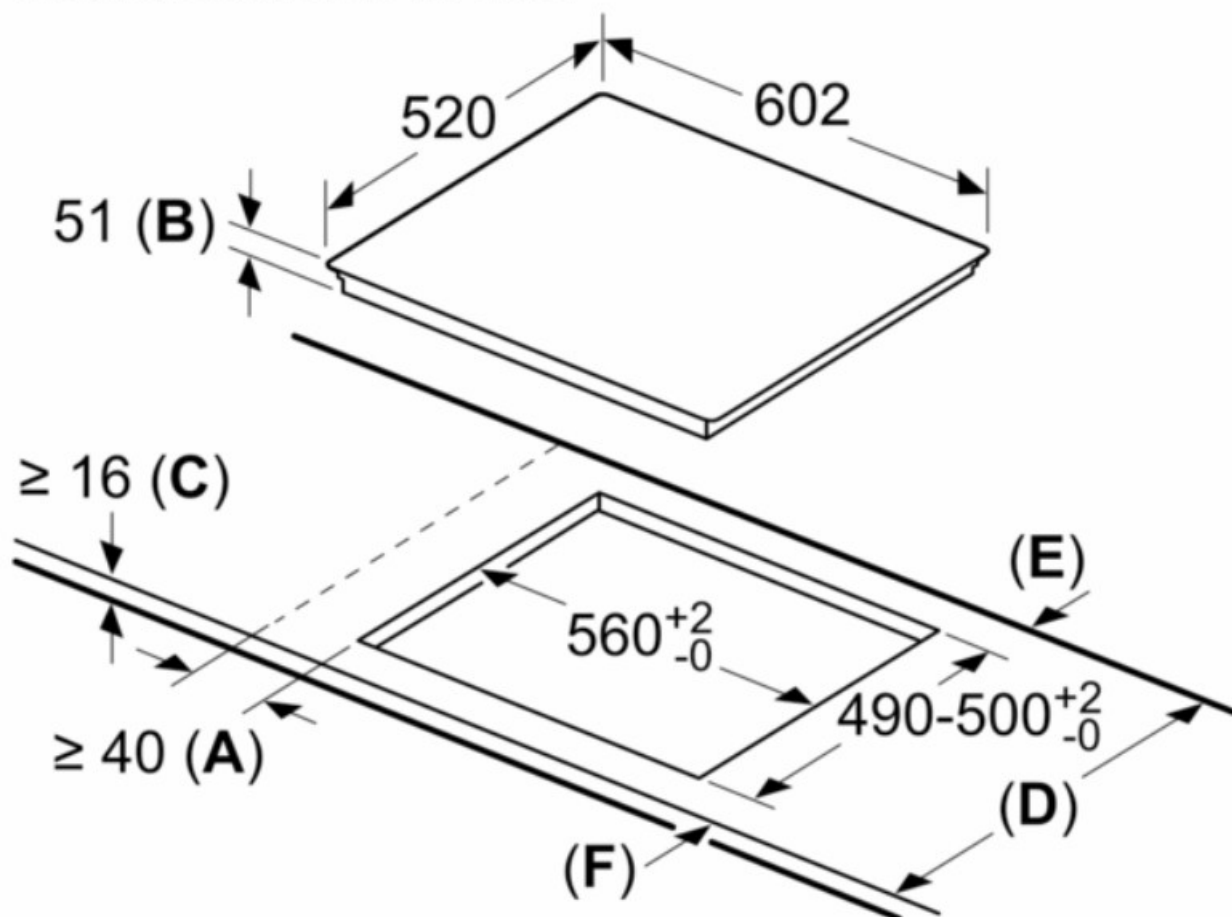
- Appliance dimensions: (W x D) 602 mm x 520 mm
- Installation dimensions: (H x W x D) 51 mm x 560 mm x 490 mm
- Min. worktop thickness: 16 mm



1. Ventilation gap must be present.
Measurements in mm



measurements in mm



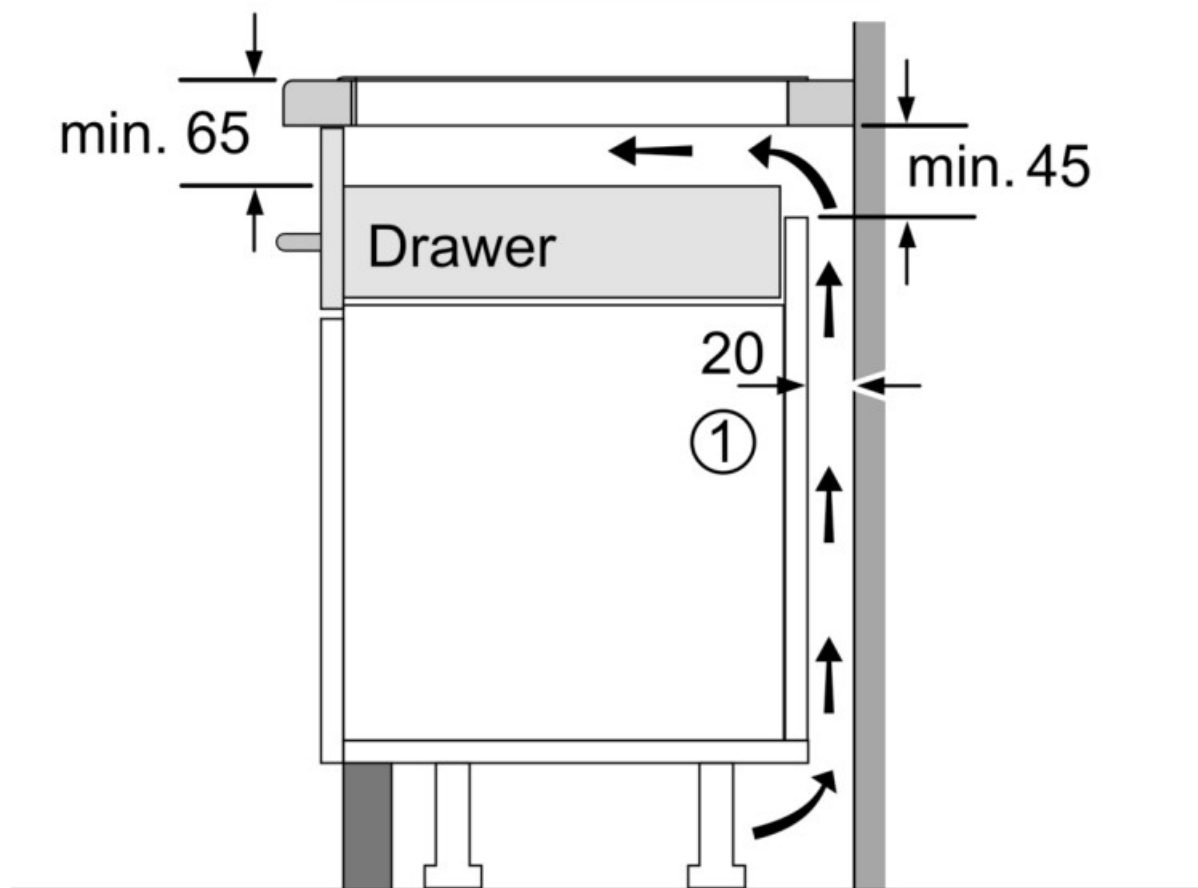
A: Minimum distance from the hob cut-out to the wall.

B: Recessed depth

C: The clearance between the surface of the worktop and the top of the front of the oven must be 30 mm. See space requirements for the oven.

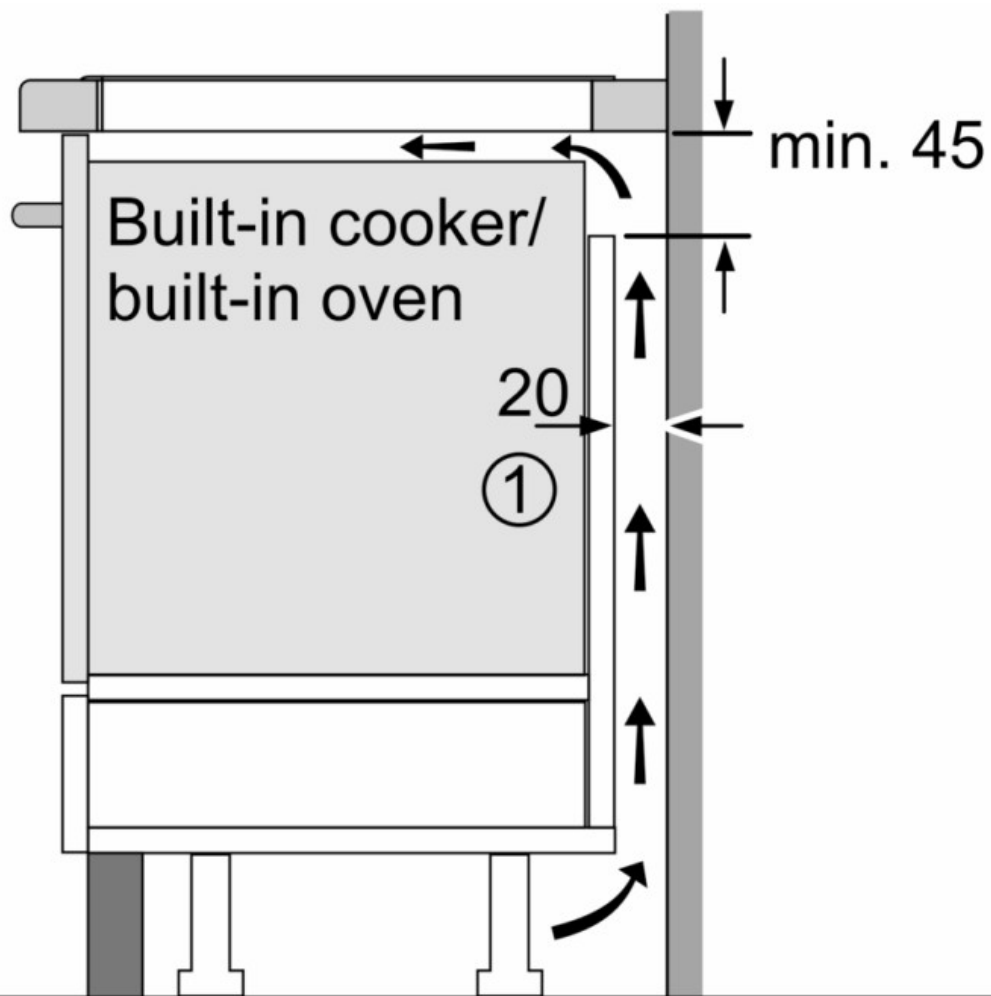
The worktop into which the hob is installed must withstand loads of approx. 60 kg; suitable substructures must be used if required.

D	E	F
585-600	50	≥ 35
> 600	≥ 50	≥ 50



1. Ventilation gap must be present.


Measurements in mm



1. Ventilation gap must be present.
Measurements in mm

SIEMENS

Documents / Resources

	<p>SIEMENS EX675LYC1E Induction Cooktop [pdf] Instruction Manual EX675LYC1E Induction Cooktop, EX675LYC1E, Induction Cooktop, Cooktop</p>
---	---