



SIDEKICK IFB IN-EAR Monitor Version 3 User Manual

[Home](#) » [SIDEKICK](#) » SIDEKICK IFB IN-EAR Monitor Version 3 User Manual

SIDEKICK IFB IN-EAR Monitor Version 3 User Manual



Contents [[hide](#)]

- [1 MEET YOUR NEW SIDEKICK](#)
- [2 WHAT'S INCLUDED](#)
- [3 CARE AND MAINTENANCE](#)
- [4 NB INFORMATION](#)
- [5 CARING FOR YOUR HEARING](#)
- [6 TECHNICAL SPECIFICATIONS](#)
- [7 TEST CONDITIONS](#)
- [8 ENVIRONMENTAL CONDITIONS](#)
- [9 WARRANTY](#)
- [10 ACCESSORIES](#)
- [11 Documents / Resources](#)
 - [11.1 References](#)
- [12 Related Posts](#)

MEET YOUR NEW SIDEKICK

Congratulations on acquiring your new Sidekick IFB In-Ear Monitor. Now in its 3rd generation, our invisible earpiece solution has been improved through critical testing and listening to professional needs.

You now have the ability to monitor communications completely invisibly and comfortably, with full control over your environmental ambiance.

WHAT'S INCLUDED

The Bubblebee Sidekick comes well equipped and ready to use. The following is included when purchasing your new listening device:

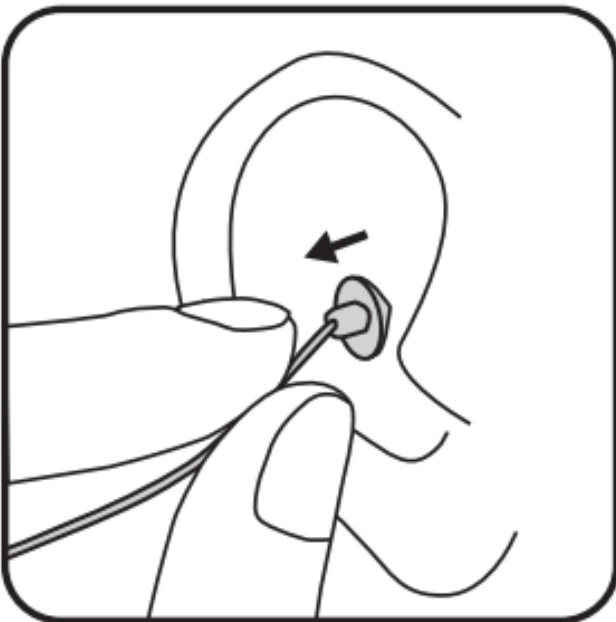
- 1 x The Sidekick In-Ear Monitor (either Mono or Stereo variant)
- 1 x Protective carrying case
- 1 x The Satellite eartip (M)
- 1 x The Xmas Tree eartip (M)
- 1 x The Round eartip (M)
- 1 x The Round eartip (S)
- 1 x Clothing clip 2 x The Filter replacement tool

(Please note: driver accessory quantities are per driver)

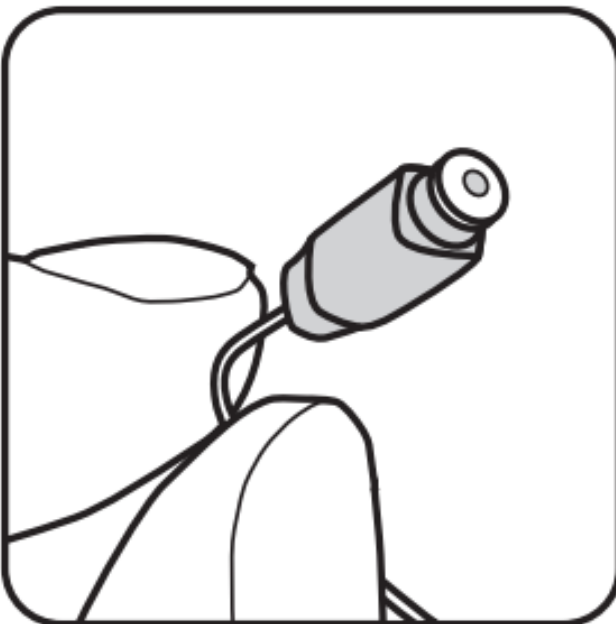
1. Fitting The Sidekick

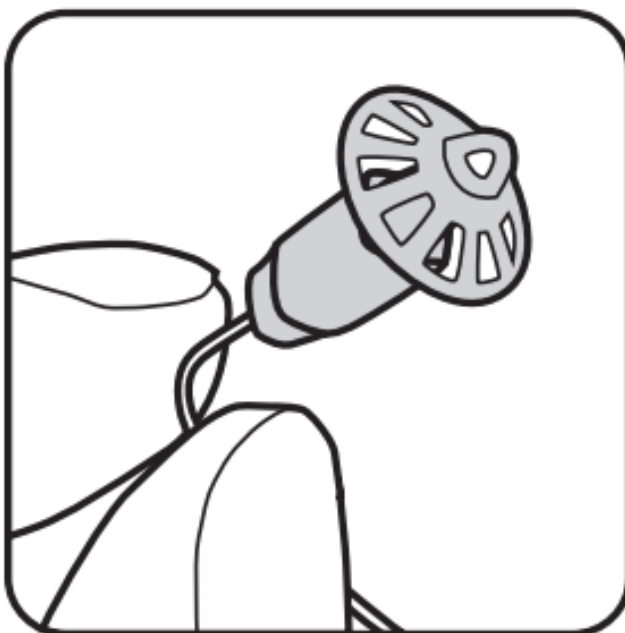
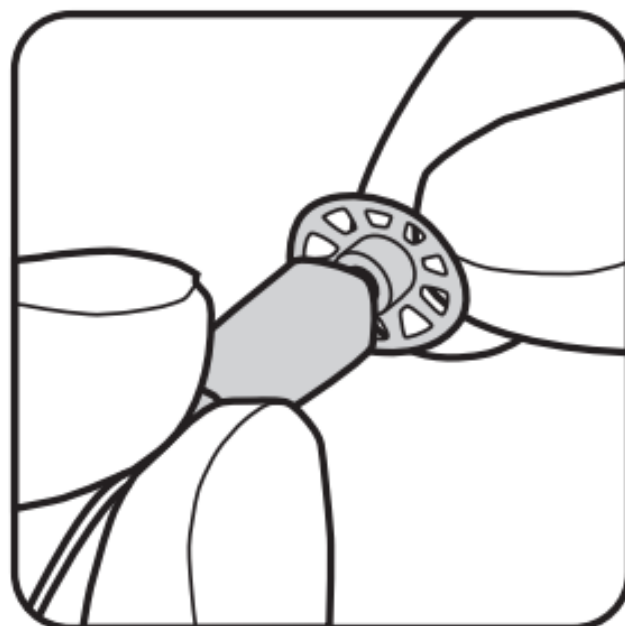
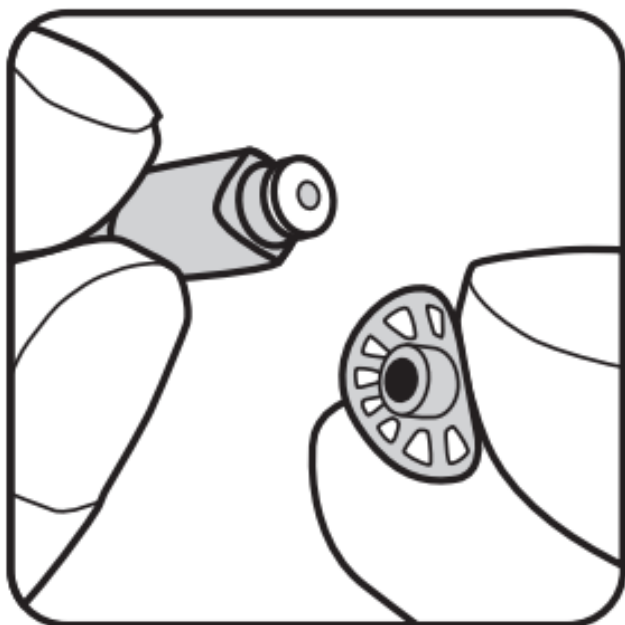


2. Removing The Sidekick



3. Replacing The Eartip





Available Eartips

- The Satellite



- The Cowbell



- The Xmas Tree



- The Round



CARE AND MAINTENANCE

Adhering to these guidelines will ensure you and your Sidekick have a long and happy relationship:

- Always store The Sidekick in its protective case
- Always turn down the device volume before plugging your Sidekick in
- Wipe down your Sidekick after each use and never immerse it/them in water
- Don't expose your Sidekick to temperature extremes or heavy impact.
- In case of earwax build-up in the sound bore of the driver tube, replace the filter using The Filter replacement tool. Incorrect fitting using other tools may result in damage and will void the warranty.
- Moisture in The Sidekick can cause temporary performance issues. Dry your ears completely before inserting The Sidekick. If water or perspiration gets inside The Sidekick, causing it to stop working correctly, allow it to dry out completely before further use. Extended exposure to moisture or submersion will result in permanent damage (not covered by the warranty).

NB INFORMATION

At Bumblebee Industries we are committed to making sound sound better and protecting your hearing!

Please observe the following:

- Once The Sidekick is inserted in your ear, start with a low volume and gradually increase it until a comfortable level is reached.
- Do not turn up the volume so loud that you can't hear your surroundings.
- Ringing in your ears, or any discomfort, can indicate that the level is too high for your ears. We recommend you drop the volume of the audio and take a break.

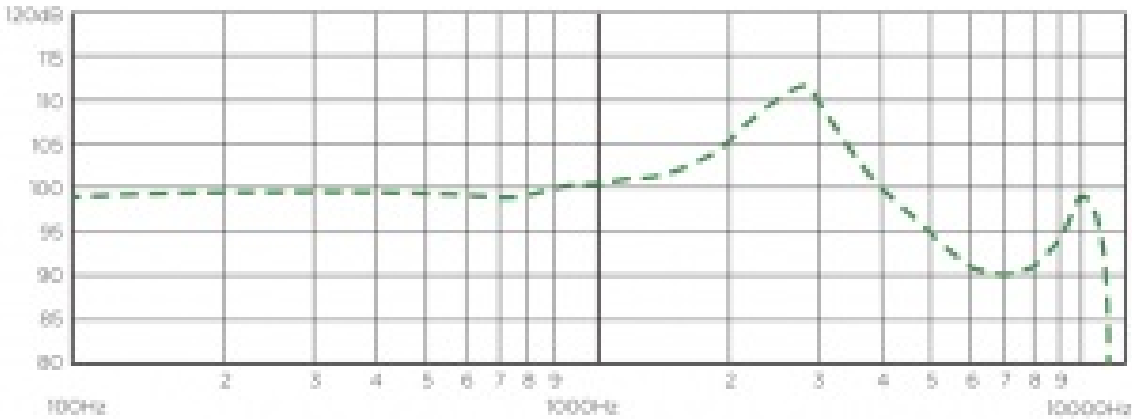
CARING FOR YOUR HEARING

If, after using The Sidekick, you experience muffled hearing, ringing or buzzing, your ears are trying to give you a warning. These symptoms are usually associated with a hearing condition called “Temporary Threshold Shift” and are an indication of conditions that could lead to permanent hearing loss. There are established safety guidelines for sound levels versus exposure. The following data is based on OSHA’s (Occupational Safety and Health Administration) exposure guidelines for industry. These guidelines are based on an average hearing sensitivity, so your hearing sensitivity may be above or below the levels:

Maximum Exposure Time	8hr	4hr	2hr	1hr	30min	15min	7,5min
dB Level	85dB	90dB	95dB	100dB	105dB	110dB	115dB

TECHNICAL SPECIFICATIONS

Frequency response chart



TEST CONDITIONS

Measurements made by testing directly to IEC 60318-4 (711) coupler driven by a 0.056Vrms source with 0 DC bias.

Sensitivity

- The Sidekick will produce the SPL listed in the chart below under test conditions described on the previous page.

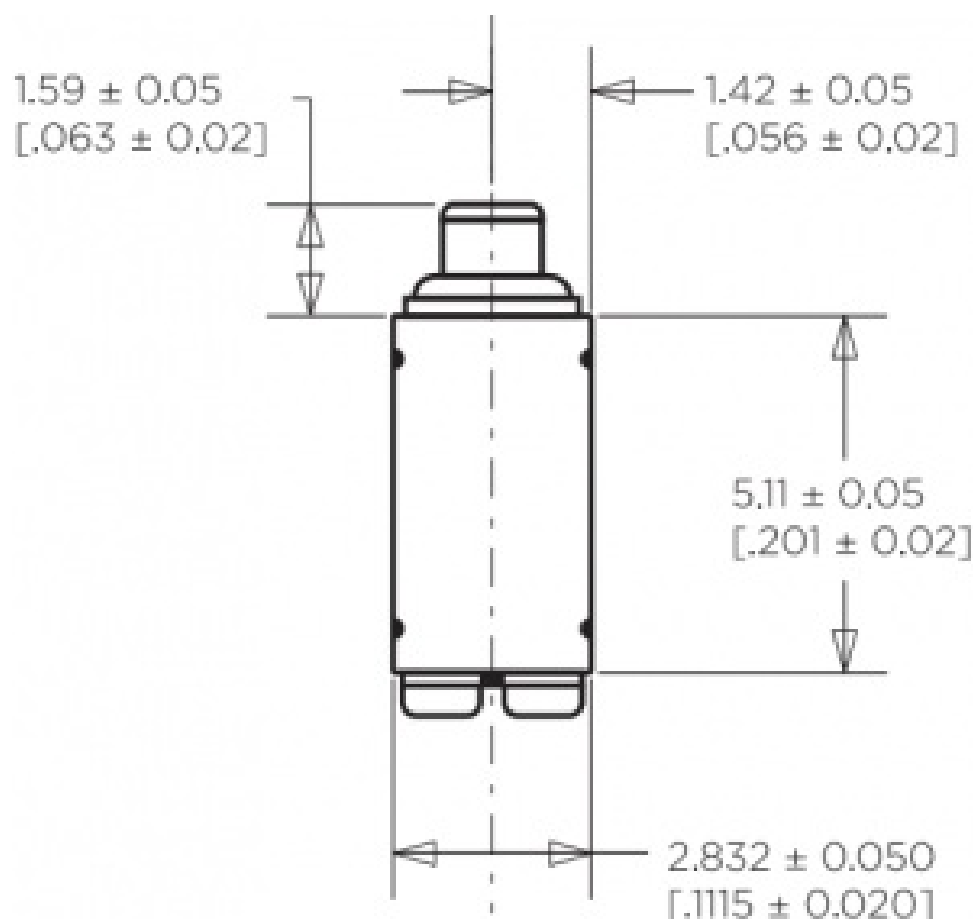
Frequency	Typical Value	Units
1kHz	100.02	dB rel 20uPa
Peak 1 (Frequency 2300-3300)	11.44	dB rel to 1kHz sensitivity
Peak 2 (Frequency 9200-11200)	-2.12	dB rel to 1kHz sensitivity

Total Harmonic Distortion – The Sidekick will not exceed the total harmonic distortion (THD) levels listed below:

DCR	Typical Value	Units
1/3 Peak	0.92	%
1/2 Peak	0.59	%
1/3 Peak (with 0.112 Vrms)	1.27	%
1/2 Peak (with 0.112 Vrms)	1.13	%

ENVIRONMENTAL CONDITIONS

The Sidekick In-Ear Monitor will function normally under the following temperature conditions. Operation: Sensitivity will not vary more than +1 / -3 dB from -17° C to 63° C Storage: Do not exceed -40° C to 63° C



WARRANTY

PLEASE REGISTER YOUR SIDEKICK AT www.bubblebeeindustries.com/register

Bubble bee Industries warrants that The Sidekick be free of defects in material or workmanship for a period of 2 years from the date of original retail purchase. During this 2 year warranty period, if your product is found to be defective, Bubble bee Industries will, at its sole discretion, either repair or replace the product with a new or factory reconditioned or subsequent equivalent model.

This limited warranty does not apply to any defects attributable to damage beyond the reasonable control of Bubble bee Industries including, but not limited to damage caused by abuse, misuse, misapplication or modification performed by anyone other than Bubble bee Industries.

Except where prohibited by applicable law, this warranty is non-transferable and is limited to the original purchaser. This warranty gives you specific legal rights, and you may also have other rights that vary under local laws. For more information and to contact us for product or warranty support please visit:

www.bubblebeeindustries.com/warranty

ACCESSORIES

The Bubble bee Sidekick In-Ear Monitor has a full range of accessories available so you can customize your sidekick:

Accessory Name	Product ID
The Sidekick Spares Kit A mixed spares kit that caters for The Sidekick IFB in-ear monitor	BBI-SSK-2
The Satellite Eartip – Small – 10	BBI-SSE-10-S
The Satellite Eartip – Medium – 10	BBI-SSE-10-M
The Satellite Eartip – Large – 10	BBI-SSE-10-L
The Cowbell Eartip – Medium – 10	BBI-SCE-10-M
The Cowbell Eartip – Large – 10	BBI-SCE-10-L
The Xmas Tree Eartip – Small – 10	BBI-SXE-10-S
The Xmas Tree Eartip – Medium – 10	BBI-SXE-10-M
The Xmas Tree Eartip – Large – 10	BBI-SXE-10-L
The Round Eartip – Small – 10	BBI-SRE-10-S
The Round Eartip – Medium – 10	BBI-SRE-10-M
The Gator Clothing Clip – 2	BBI-GCC-2
The Sidekick Filter – 8	BBI-SKF-8

Contact your local Bubble bee dealer or visit www.bubblebeeindustries.com


PLEASE REGISTER YOUR SIDEKICK AT www.bubblebeeindustries.com/register

MAKING SOUND SOUND BETTER

BUBBLEBEE
INDUSTRIES

Bubble bee Industries Aps Denmark
Corp.reg.no.: 32888267 www.bubblebeeindustries.com

Documents / Resources

	SIDEKICK IFB IN-EAR Monitor Version 3 [pdf] User Manual IFB IN-EAR Monitor Version 3
--	---

References

- [BBI Bubblebee Industries - Making Sound Sound Better](#)
- [BBI Register Your Product – Bubblebee Industries](#)
- [BBI 2 Years Limited Warranty – Bubblebee Industries](#)