



Shinex Electronic Industries DCPC03 Device User Manual

[Home](#) » [Shinex Electronic Industries](#) » Shinex Electronic Industries DCPC03 Device User Manual 

Contents

- [1 Shinex Electronic Industries DCPC03 Device User Manual](#)
- [2 Product Name: SHINEX ACDK](#)
- [3 Federal Communication Commission Interference Statement](#)
- [4 FCC Radiation Exposure Statement:](#)
- [5 Read More About This Manual & Download PDF:](#)
- [6 Documents / Resources](#)
 - [6.1 References](#)
- [7 Related Posts](#)

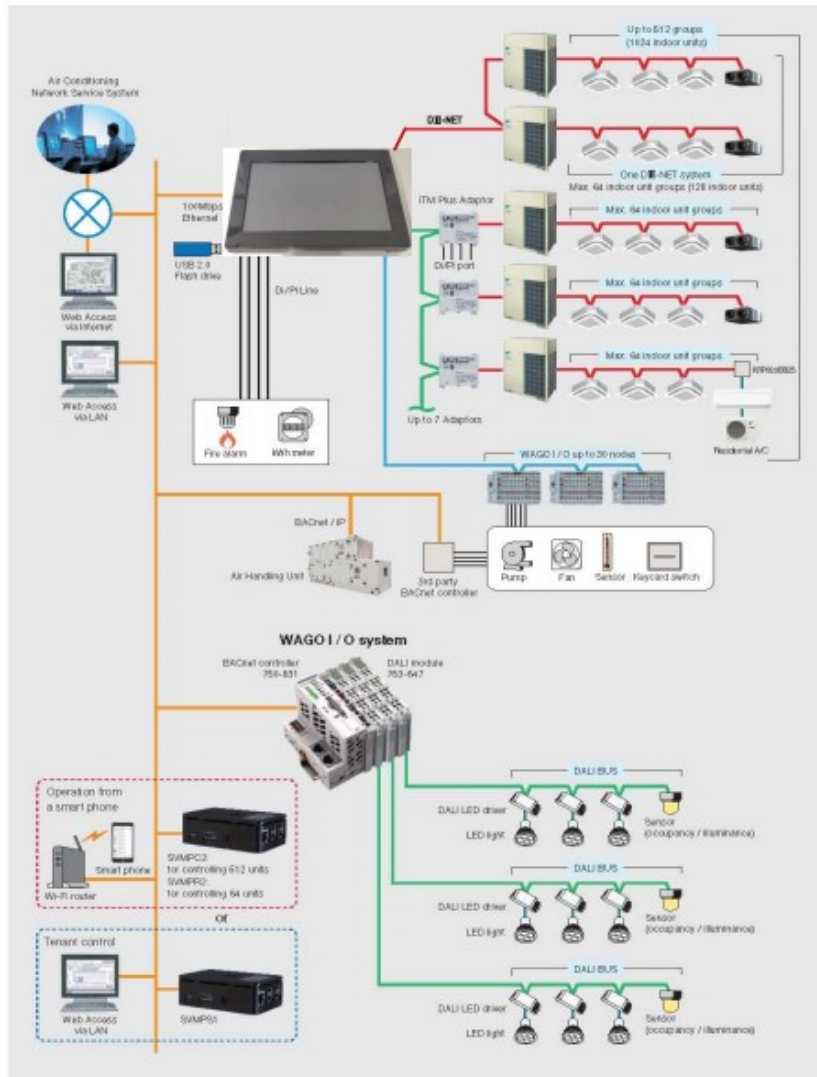
Shinex Electronic Industries DCPC03 Device User Manual



Product Name: SHINEX ACDK

Model Name: DCPC03

Please refer the following information for setting up.



Control, Operation, Settings

1) Login settings

2) Individual control

3) Collective starting/stopping and settings for control group

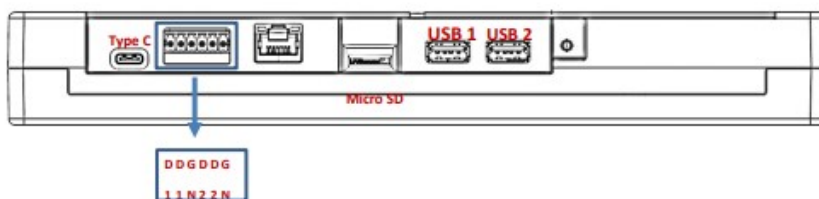
4) Schedule control

5) Interlocking control

6) Emergency stop control for fires

7) Power failure and recovery processing control

8) Centralized control of air conditioners



Parameter	Description
USB2	USB_ACDK
USB1	USB_ACDK
Micro SD	Micro SD Solt
LAN	Network
RS485	RS485 D1+ D1- D2+ D2-
Type C	Power In 5V3A

CPU	Dual-Core	i.MX6 DualLITE,1GHz,MCIMX6U5DVM10AC,NXP
Memory	RAM System	Single Channel DDR3L,up to 1GB
Storage	Emmc	16GB eMMC
Input Power Range	Type C	<p>5VDC power input, +-5% tolerance</p> <p>Use USB type C as power connector on rear I/O</p>

M/B Form Factor		PCB dimension 168 x 82mm
Other Components	Battery	CR2032 coin cell,by on board socket
Display Interface	Panel	<p>Screen Size 10.1 inches (diagonal)</p> <p>Display Format 1024(H) x (R,G,B) x 600(V) dots Back-light LED</p> <p>LCD Active Area 222.72(H) x 125.28(V) mm</p>
	LVDS	<p>1 x LVDS: resolution up to 1024*600@60Hz LVDS header follows panel spec</p> <p>Panel Power default 3.3V,5V can be optional</p>
	Backlight	<p>1 Pin wafer for backlight with 5V, 1A current.</p> <p>Signal includes PWM brightness control,power on/off signal</p>
	LAN	<p>1 GbE speed LAN on rear I/O,by AR8033 Ethernet transceiver.</p> <p>CPU has limitation note on full speed throughput</p>
	USB 2.0	2 x USB 2.0 Type A on rear I/O

Interface	RS485	<p>2 x RS485 on rear I/O</p> <p>6 pin terminal block connector</p>
	I2C	One I2C header for touch control
	SD Card	1 x Micro SD card on rear I/O
	M.2 2230	<p>M.2 socket E key,support type 2230</p> <p>With Wi-Fi M.2 2230 Moudule Card RTL8822CE(ENLI) on M.2 socket</p>
	Test port	Debug UART
	USB OTG	USB2 OTG,micro USB,for service purpose
Other	Thermal sensor	One thermal sensor
	Auto power on	Auto power on
Other Jumper	Dip switch	Dip switch for system setting

OS Support	OS Support	Support Linux NXP i.MX6 Yocto 2.5
Temperature	Store Operating	0 to 60 °C 0 to 40 °C
Weight Size	Host body	1098.65g ± 50g (W)272.2 ± 0.7mm (D)181.6 ± 0.7mm (H)36.1 ± 0.7mm

Federal Communication Commission Interference Statement

Note: This equipment has been tested and found to comply with the limits for a Class A digital device, pursuant to part 15 of the FCC Rules. These limits are designed to provide reasonable protection against harmful interference when the equipment is operated in a commercial environment. This equipment generates, uses, and can radiate radio frequency energy and, if not installed and used in accordance with the instruction manual, may cause harmful interference to radio communications. Operation of this equipment in a residential area is likely to cause harmful interference in which case the user will be required to correct the interference at his own expense.

FCC Caution: Any changes or modifications not expressly approved by the party responsible for compliance could void the user's authority to operate this equipment.

This device complies with Part 15 of the FCC Rules. Operation is subject to the following two conditions: (1) This device may not cause harmful interference, and (2) this device must accept any interference received, including interference that may cause undesired operation.

This device and its antenna(s) must not be co-located or operating in conjunction with any other antenna or transmitter.

FCC Radiation Exposure Statement:

This equipment complies with FCC radiation exposure limits set forth for an uncontrolled environment. This equipment should be installed and operated with minimum distance 20cm between the radiator & your body.

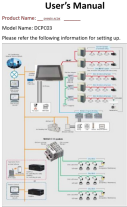
Note, Supplier's Declaration of Conformity §2.1077(a)(3)

Name: SHINEX ACDK Address: @USA

Telephone number or Internet contact

Read More About This Manual & Download PDF:

Documents / Resources

	<p>Shinex Electronic Industries DCPC03 Device [pdf] User Manual CTL1128A, 2AXW8-CTL1128A, 2AXW8CTL1128A, DCPC03 Device, DCPC03 Device</p>
---	---

References

- [User Manual](#)