



Shenzhi Tech MIC 2 Wireless Lavalier Microphone 3 in 1 Instructions

[Home](#) » [Shenzhi Tech](#) » Shenzhi Tech MIC 2 Wireless Lavalier Microphone 3 in 1 Instructions 

Shenzhi Tech MIC 2 Wireless Lavalier Microphone 3 in 1



Contents

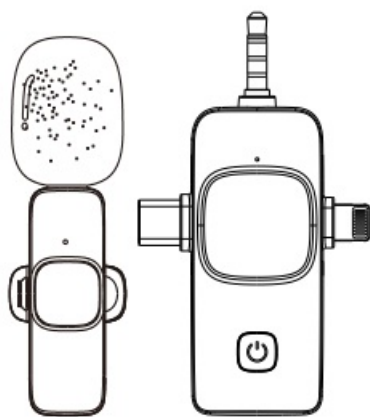
- 1 Introduction
- 2 ID Diagram
- 3 How to use
- 4 About UI
 - 4.1 Transmitter TX
- 5 Receiver RX
- 6 Packing List
- 7 Documents / Resources
 - 7.1 References
- 8 Related Posts

Introduction

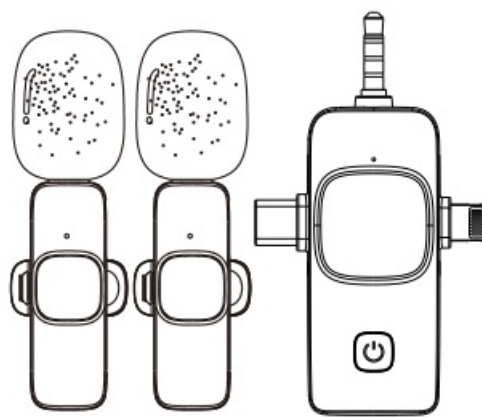
Thanks for choosing our product

This product is a smart wireless microphone that provides professional-grade recording output Plug and play, no app required, Multiple uses: It can be used in on line live broadcast, video Vlog shooting, program interview, recording, video teaching and other occasions,

The wireless Microphone consists of two parts, one is Microphone transmitter, the other one is receiver. (See as below picture)



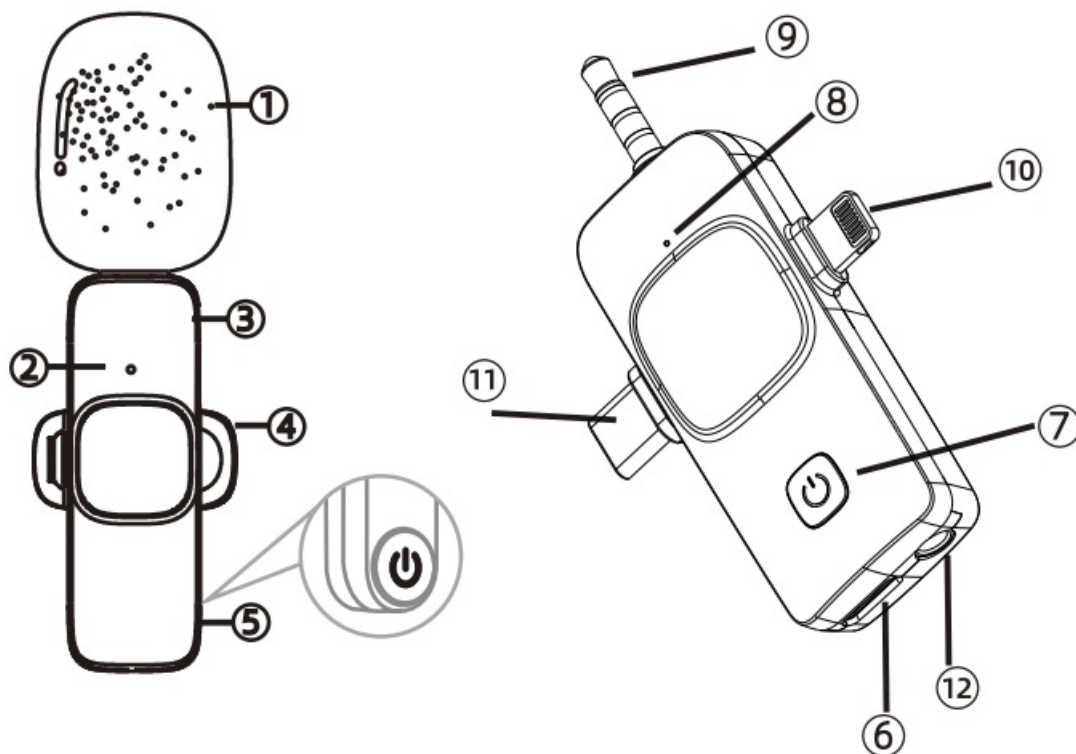
(1T1R)



(2T1R)

ID Diagram

1. Windproof net
2. Microphone indicator
3. Microphone charging port
4. Microphone clip
5. Switch key
6. Charging port and Charging port
7. Key
8. Receiver indicator
9. TRRS
10. Type-C interface
11. iPhone interface
12. Headphone jack



How to use

Short press the power button on the sending end for 1 second to turn on the device, and the indicator light will flash red and green, Press the power button for 1 second on the receiving end, and the receiver will only flash green and enter the automatic pairing state with the transmitter, After successful pairing, the blue lights of the transmitter and receiver will remain on, At this time, the wireless microphone can be connected to the device for recording and use normally,

This product is a multifunctional wireless microphone that can record multiple devices on one device Sound demand, suitable for Android phones, Apple phones, computers, tablets, Camera, 3.5mm old Android phone light device for recording, and speaker expansion Note: Please adjust the appropriate volume and Distance to avoid severe howling

About UI

Transmitter TX

Function/Status	Operate				Lamp effect
Power on	Short press the power button for 1 second				Alternating flashing of traffic lights
Shutdown	i61J : gn ldt he button				All lights off
Search pairing					A l ternating flashing of traffic lights
Paired successfully		rl ;;1gai c0	t	f iin aoci	Greenlight always on
LOW BATTERY	On state				Red light nashes twice 5
Charge	Charging with TC cable				{ fi i 1a1wayson. full red light off
Mute	Press the button briefly				Greenlight flashing
Reverberation function	Short press the button twice				0 9'iii \ i,ce g,,: reverberation
Monitor Function	!	h! i /c		l a lo g	
Connectionless	:i\ tr#a7lbiw:urn off				All lightsoff

Receiver RX

Function / Status	Operation	Lamp effect
Power on	Short press the power button for 1 second	Alternating flashing of traffic lights
Shutdown		
Search pairing		Alternating flashing of traffic lights
Paired successfully	: Pairing successful	Green light always on
LOW BATTERY	On state	Red light flashes twice every 10S
Charge	Charging with TC cable	1 Indicator: on,
Sound card! camera mode	Press the button briefly	Indicator: (1) on
Amplifier mode speaker	Press the button briefly	Green light always on
Phone mode	Press the button briefly	Blue light always on

Packing List

- (1) Microphone Transmitter(TX)
- (2) Receiver (RX)
- (3) Type-C charging cable
- (4) User manual

Documents / Resources



[Shenzhi Tech MIC 2 Wireless Lavalier Microphone 3 in 1](#) [pdf] Instructions
MIC 2 Wireless Lavalier Microphone 3 in 1, MIC 2, Wireless Lavalier Microphone 3 in 1, Lavalier Microphone 3 in 1, Microphone 3 in 1

References

- [User Manual](#)

[Manuals+](#).