



Shenzhen T02 Intelligent Translation Machine Instruction Manual

[Home](#) » [Shenzhen](#) » Shenzhen T02 Intelligent Translation Machine Instruction Manual 

Contents

- 1 [Shenzhen T02 Intelligent Translation Machine](#)
- 2 [BRIEF DESCRIPTION](#)
- 3 [KEY FUNCTION](#)
- 4 [FCC Warning:](#)
- 5 [FAQs](#)
- 6 [Documents / Resources](#)
 - 6.1 [References](#)



Shenzhen T02 Intelligent Translation Machine



Product Information

- Product Name: Intelligent Translation Machine
- Product Model: N/A
- Color Box Label Information: N/A
- Charging Port: Type-C
- Input Voltage: 5V=2A
- Operating Method: Touch Key Press
- Networking Method: 2.4G WiFi & Mobile Hotspot
- Usage Environment: -40 degrees Celsius
- Language Support:
 - 18-language offline voice translation
 - 142-language online voice translation
 - 142-language online text translation

Key Functions

- Power Switch
- Volume+
- Volume-
- Language A Input Key
- BACK
- Language B Input Key

Warm reminder: This manual is provided with the product at the time of shipment. If there are any updates or upgrades to the software later, please to the latest software version!

BRIEF DESCRIPTION

- The intelligent translation machine is a small electronic translation device that supports mutual translation of multiple languages and is easy to carry.
- The device is built-in with various functions such as online voice translation, offline voice translation, photo translation, smart recording, input translation, simultaneous interpretation and dictionary translation.
- The device is small and portable, suitable for various scenarios such as foreign language communication, cross-border business communication, overseas travel, and foreign language learning. One language connects you to the world your personal dedicated translator.

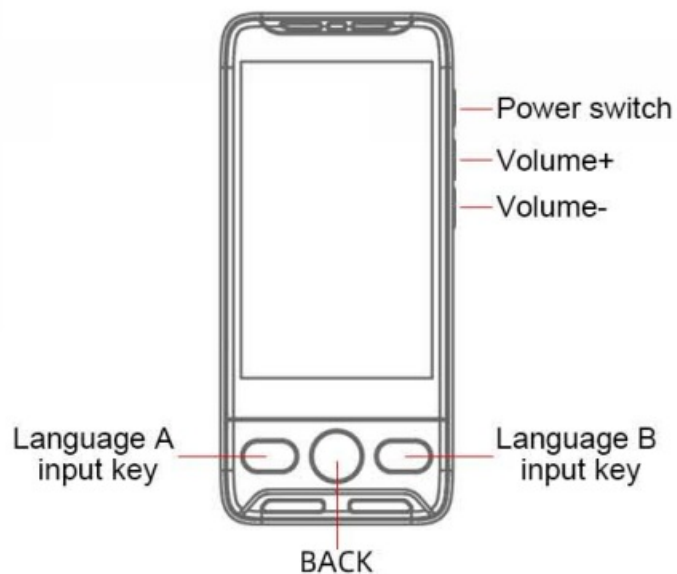
PACKING LIST

| Brand name | Quantity |
|--------------|----------|
| Device | 1PCS |
| Data cable | 1PCS |
| Instructions | 1PCS |
| QC label | 1PCS |

PRODUCT INFORMATION

| | |
|-------------------|--|
| Product Name | Intelligent translation |
| Product model | Color box label information |
| Charging port | Type-C |
| Input voltage | 5V=2A |
| Operating method | Touch Key Press |
| Networking method | 2.4G WIFI & Mobile Hotspot |
| Usage environment | 0-40 degrees Celsius |
| Language support | 18-language offline voice translation 142-language online voice translation 142-language online text translation |

KEY FUNCTION



Online Translation

1. Supports online voice translation in 142 languages.
2. Please connect to the network before using this.
3. Click on the online voice translation icon on the screen to enter the interface, choose language A in the top left corner of the interface, and choose B in the top right corner.
4. Hold down shortcut key A, corresponding to language A, speak and then release your finger, the screen will display language and the translated language B
- 5: Hold down shortcut key B, corresponding to language B, speak and then release your finger, the screen will display language B the translated language A.

Offline Translation

1. Supports offline voice translation in 18 languages.
2. This feature does not require an internet connection. For usage, please refer to Online Voice Translation.

Photography Translation

1. Supports online photography translation of 142 text types.
2. Please connect to the network before using this.
3. Click on the photography translation icon on the screen to enter the interface.
4. Take a photo of the text you need to translate and crop the area on the screen.
5. Click done, and the device will translate the content of the photo.

Intelligent recording

1. Supports online recording in 142 languages with real-time translation.
2. Please connect to the network before using feature.
3. Click on the smart recording on the screen to enter the interface, choose Language A in the upper left corner of the interface, and choose Language in the upper right corner.
4. Hold down the shortcut key A, corresponding to Language A, speak and then release your finger, the screen will display Language A and translated Language B.
5. Follow the prompt on the screen to choose whether to save the recording.



Input Translation

1. Supports real-time translation of 142 languages online.
2. Please connect to the network before using this feature.
3. Click the input translation icon on the screen to enter the interface, select Language A and Language B on the interface. Enter the text of Language A on screen, and it will be translated into Language B in real-time.

Simultaneous Interpretation

1. Supports real-time online voice translation in 142 languages.
2. Please connect to the network using this feature.

3. Click the input translation icon on the screen to enter the interface, select Language A and Language B on the interface. Press any language to start the simultaneous interpretation function and continue the conversation, the screen will display the translated text in real-time.

Mobile Translation

1. Supports real-time voice translation between online and mobile ends in 142 languages.
2. Please connect to the before using this feature.
3. Click to enter the mobile translation interface and scan the QR code to establish remote voice translation functionality.

Group Translation

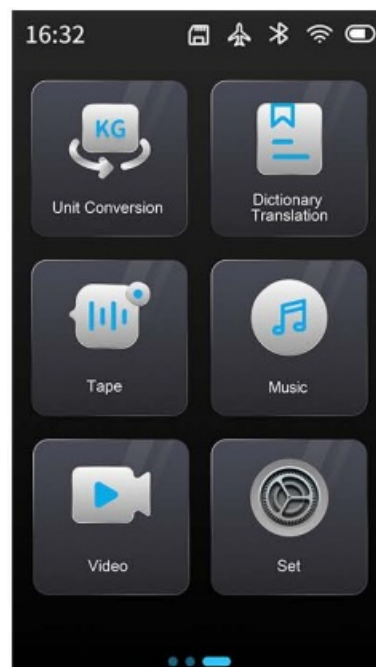
1. Supports real-time voice translation across devices for 142 languages.
2. Please connect to the network before this feature.
3. Click to enter the group chat translation interface, click to create a group chat, enter the member IDs to start the group chat translation function

World Clock

supports the selection and setting of time across various time zones.

Currency Conversion

Supports conversion of 158 currencies, facilitating international trade for users.



Unit Conversion

Supports various unit conversions, facilitating everyday use.

Dictionary Translation

Unique Chinese learning features, the device is equipped with a Chinese classical poetry dictionary, an English-Chinese dictionary, a Chinese character dictionary and an idiom dictionary, etc. Through voice intelligent search technology, it achieves quick lookup with one click.

TAPE

Integrated high-fidelity recording function, clearly records and saves audio information.

Music

The device supports playing audio files from an external memory card

Video

The device supports playing video files from external memory cards

Settings Function

Some basic settings of the device can be operated on this interface: Including network configuration, Bluetooth connection, scheduled shutdown, application update, language, auto screen-off time, screen brightness, system update, about the device, etc.

System Language

Chinese (Simplified)/Chinese (Traditional)/English/Japanese/ French

/Korean/German/Russian/Spanish//Vietnamese/Thai/Arabic/ Indonesian/Dutch/Portuguese/Swedish/Turkish

| | | |
|----------------------|-----------------------|----------------------------|
| Afrikaans | English-Pakistan | Portuguese-Portugal |
| Albanian | English-Philippines | Romanian |
| Amharic | English-Singapore | Russian |
| Arabic-Algeria | English-South Africa | Serbian |
| Arabic-Bahrain | English-Tanzania | Sinhala |
| Arabic-Egypt | United Kingdom | Slovak |
| Arabic-Iraq | English-United States | Slovenian |
| Arabic-Israel | Estonian | Spanish-Argentina |
| Arabic-Jordan | Filipino | Spanish-Bolivia |
| Arabic-Kuwait | Finnish | Spanish-Chile |
| Arabic-Lebanon | French-Belgium | Spanish-Colombia |
| Arabic-Mauritania | French-Canada | Spanish-Costa Rica |
| Arabic-Morocco | French-France | Spanish-Dominican Republic |
| Arabic-Oman | French-Switzerland | Spanish-Ecuador |
| Arabic-Qatar | Galician | Spanish-Sa El Salvador |
| Arabic-Saudi Arabia | Georgian | Spanish-Guatemala |
| Arabic-Palestine | German-Austria | Spanish-Honduras |
| Arabic-Tunisia | German-Germany | Spanish-Mexico |
| United Arab Emirates | German-Switzerland | Spanish-Nicaragua |
| Arabic-Yemen | Greek | Spanish-Panama |

| | | |
|------------------------|---------------------|---------------------------|
| Arabic-Libya | Gujarati | Spanish-Paraguay |
| Arabic-Syria | Hebrew | Spanish-Peru |
| Armenian | Hindi | Spanish-Puerto Rico |
| Azerbaijani | Hungarian | Spanish-Spain |
| Basque | Icelandic | Spanish-United States |
| Bengali-Bangladesh | Indonesian | Spanish-Uruguay |
| Bengali-India | Italian-Italy | Spanish-Venezuela |
| Bosnian | Italian-Switzerland | Spanish-Equatorial Guinea |
| Bulgarian | Japanese | Spanish-Cuba |
| Burmese | Javanese | Sundanese |
| Catalan | Kannada | Swahili-Kenya |
| Chinese Cantonese | Kazakh | Swahili-Tanzania |
| Chinese Mandarin | Khmer | Swedish |
| Chinese-Chinese Taipei | Korean | Tamil-India |
| Croatian | Laotian (language) | Tamil-Malaysia |
| Czech | Latvian | Tamil-Singapore |
| Danish | Lithuanian | Tamil-Sri Lanka |
| Dutch-Belgium | Maltese | Telugu |
| Dutch-Netherlands | Macedonian | Thai |
| English-Australia | Malay | Turkish |
| English-Canada | Malayalam | Ukrainian |
| English-Ghana | Marathi | Urdu-India |
| English-Hong Kong | Mongolian | Urdu-Pakistan |
| English-India | Nepali | Uzbek |
| English-Ireland | Norwegian | Vietnamese |
| English-Kenya | Persian | Zulu |
| English-New Zealand | Polish | |
| English-Nigeria | Portuguese-Brazil | |

FCC Warning:

This equipment has been tested and found to comply with the limits for a Class B digital device, pursuant to part 15 of the FCC Rules. These limits are designed to provide reasonable protection against harmful interference in a residential installation. This equipment generates, uses and can radiate radio frequency energy and, if not installed and used in accordance with the instructions, may cause harmful interference to radio communications. However, there is no guarantee that interference will not occur in a particular installation. If this equipment does cause harmful interference to radio or television reception, which can be determined by turning the equipment off and on, the user is encouraged to try to correct the interference by one or more of the following measures:

- Reorient or relocate the receiving antenna.
- Increase the separation between the equipment and receiver.

- Connect the equipment into an outlet on a circuit different from that to which the receiver is connected.
- Consult the dealer or an experienced radio/TV technician for help.

Caution:

Any changes or modifications to this device not explicitly approved by manufacturer could void your authority to operate this equipment.

This device complies with part 15 of the FCC Rules. Operation is subject to the following two conditions:

1. This device may not cause harmful interference, and
2. this device must accept any interference received, including interference that may cause undesired operation.

This equipment complies with FCC radiation exposure limits set forth for an uncontrolled environment. This equipment should be installed and operated with minimum distance 0cm between the radiator and your body.

FAQs


Q: How many languages does the device support for offline voice translation?

A: The device supports offline voice translation in 18 languages.

Q: What is the charging port type for the device?

A: The device uses a Type-C charging port.

Documents / Resources

| | |
|---|--|
|  | <p>Shenzhen T02 Intelligent Translation Machine [pdf] Instruction Manual 2A948-T02, 2A948T02, T02 Intelligent Translation Machine, T02, Intelligent Translation Machine , Translation Machine, Machine</p> |
|---|--|

References

- [User Manual](#)

[Manuals+](#), [Privacy Policy](#)

This website is an independent publication and is neither affiliated with nor endorsed by any of the trademark owners. The "Bluetooth®" word mark and logos are registered trademarks owned by Bluetooth SIG, Inc. The "Wi-Fi®" word mark and logos are registered trademarks owned by the Wi-Fi Alliance. Any use of these marks on this website does not imply any affiliation with or endorsement.