



Shenzhen SW82 WiFi Door Sensor User Manual

[Home](#) » [Shenzhen](#) » Shenzhen SW82 WiFi Door Sensor User Manual 

Contents

- [1 Shenzhen SW82 WiFi Door Sensor](#)
- [2 Product introduction](#)
- [3 product standard](#)
- [4 The warranty policy](#)
- [5 Packing list](#)
- [6 FCC Warning](#)
- [7 Documents / Resources](#)
- [8 Related Posts](#)

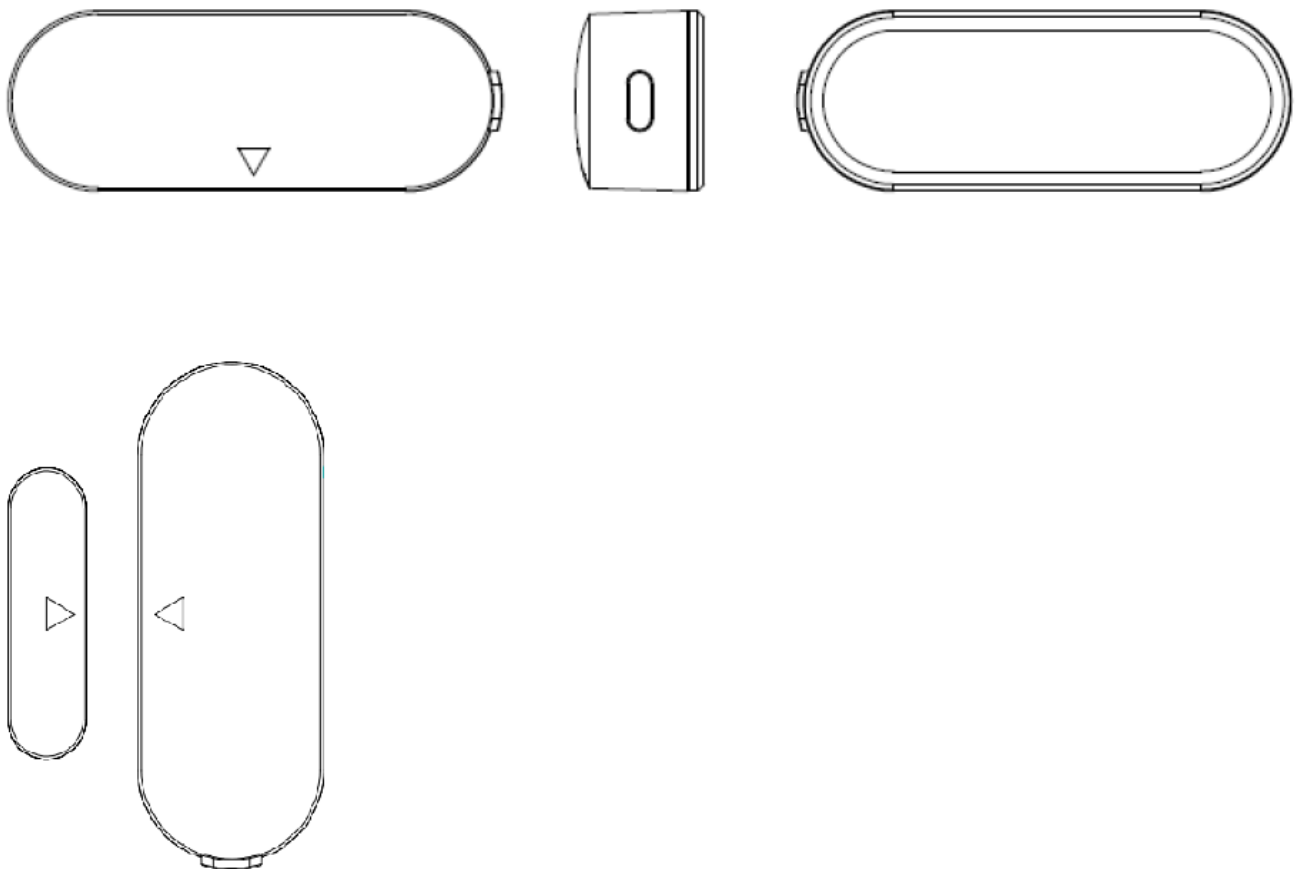
SHENZHEN

Shenzhen SW82 WiFi Door Sensor



Product introduction

The door magnetic sensor detects the opening or closing of doors and Windows, and combines with other equipment to set up intelligent application scenarios Keep the door magnet widget on the alignment mark side



1. Mobile phone connected to WiFi Ensure that the product is within the effective network coverage of the WiFi router to ensure the effective connection between the product and the WiFi router network Used to prepare

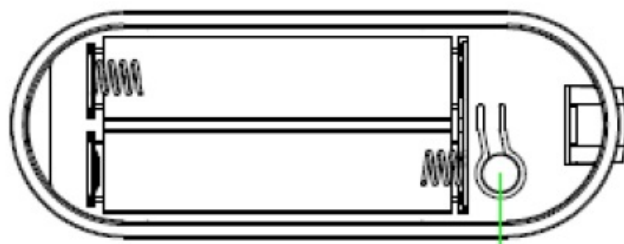


2. Download and open APP

Search “doodling intelligence” in the APP store or scan the qr code on the package/instruction to download and install the APP. For the first time, please click “register” button to register the account. If you already have an account, click the “login” button.



The net is set Install the battery and make sure the phone is connected to the network and the smart gateway has been successfully added. Open the doodle smart APP, click the “+” button in the upper right corner of the page, and select “human sensor” on “all devices”. Open the bottom cover of the product and long press the reset button for more than 5S, until the screen indicator flashes, and add the device according to the APP instructions; Reset the mesh



Distribution network key

Once you’ve added it, find the device in my add list

product standard

product name	Gate magnetic sensor
product model	SW82
mains input	3.0V
operating temperature	0°C +50°C
perating humidity	20% 90% No condensation
wireless connections	WiFi

The warranty policy

The after-sales service of the door magnetic sensor is strictly in accordance with > of the consumer rights and interests protection law of the People's Republic of China, and > of the product quality law of the People's Republic of China. The after-sales service is provided as follows:

1. Within 7 days from the date of your signing, if the product fails in performance, you can enjoy the service of returning or changing goods for free;
2. Within 8-15 days from the date of your signing, if the product fails in performance, you can enjoy the maintenance service free of charge;
3. If the product fails in performance within 12 months from the date of your signing, you can enjoy the maintenance service free of charge.

Non-guaranteed policy

Unauthorized maintenance, misuse, collision, negligence, abuse, infusions, accidents, modification, incorrect use of non-parts of the product, or tear up, alter the labels, anti-false signs; Has exceeded the validity period of three guarantees; Damage caused by force majeure Other damage or failure caused by non-product design, technology, manufacturing, quality, etc.;

Packing list

- Door magnetic sensor x1
- The back glue x1
- Battery x1
- Product specification x1

Please read the instructions carefully before using the product

FCC Warning

This device complies with part 15 of the FCC Rules. Operation is subject to the following two conditions: (1) This device may not cause harmful interference, and (2) this device must accept any interference received, including interference that may cause undesired operation. Any Changes or modifications not expressly approved by the party responsible for compliance could void the user's authority to operate the equipment.

Note: This equipment has been tested and found to comply with the limits for a Class B digital device, pursuant to part 15 of the FCC Rules. These limits are designed to provide reasonable protection against harmful interference in a residential installation. This equipment generates uses and can radiate radio frequency energy and, if not


installed and used in accordance with the instructions, may cause harmful interference to radio communications. However, there is no guarantee that interference will not occur in a particular installation. If this equipment does cause harmful interference to radio or television reception, which can be determined by turning the equipment off and on, the user is encouraged to try to correct the interference by one or more of the following measures:

- Reorient or relocate the receiving antenna.
- Increase the separation between the equipment and receiver.
- Connect the equipment into an outlet on a circuit different from that to which the receiver is connected.
- Consult the dealer or an experienced radio/TV technician for help.

RF warning for Mobile device:

This equipment complies with FCC radiation exposure limits set forth for an uncontrolled environment. This equipment should be installed and operated with minimum distance 20cm between the radiator & your body.

Documents / Resources

	Shenzhen SW82 WiFi Door Sensor [pdf] User Manual SW82 WiFi Door Sensor, WiFi Door Sensor, Door Sensor
---	--