



Shenzhen SUT1B1 Desktop Computer User Manual

[Home](#) » [Shenzhen](#) » Shenzhen SUT1B1 Desktop Computer User Manual 

Shenzhen SUT1B1 Desktop Computer User Manual



Contents

- [1 SYMBOLS](#)
- [2 Appearance and function](#)
- [3 Documents / Resources](#)
 - [3.1 References](#)
- [4 Related Posts](#)

SYMBOLS



Do not fall



Afraid of rain

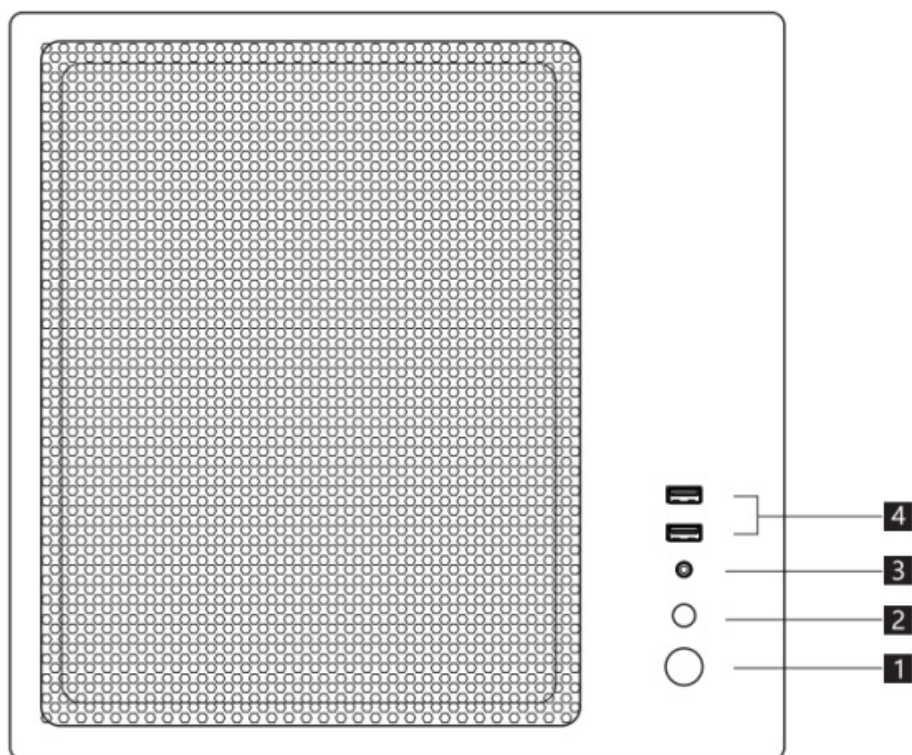


Afraid of sun exposure

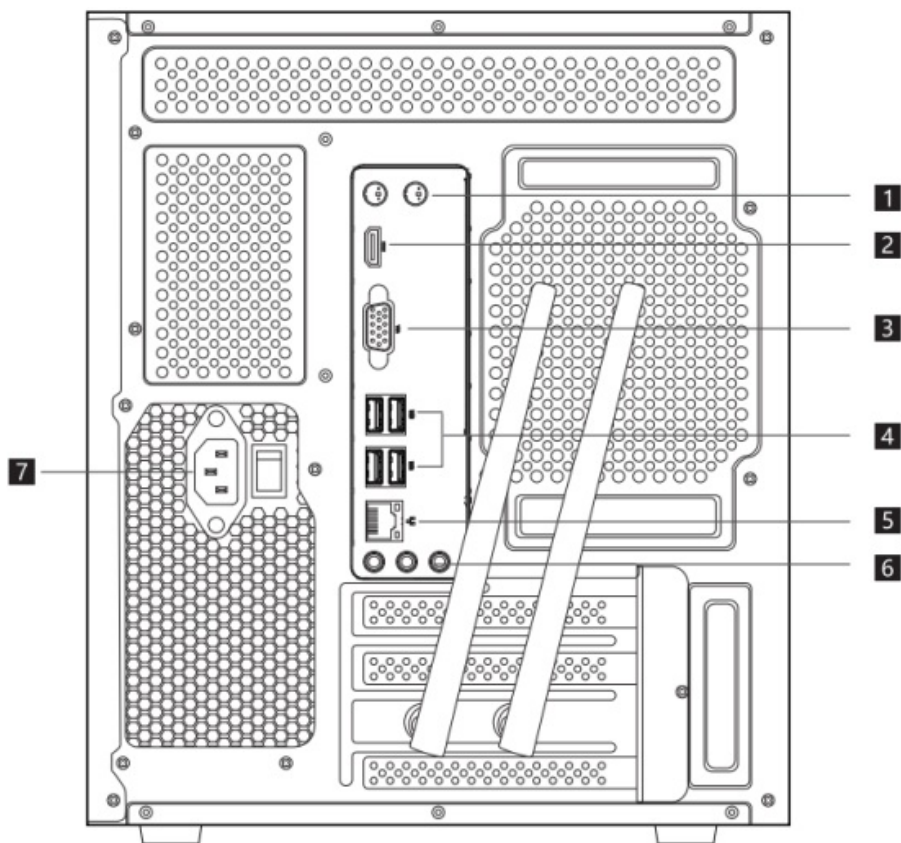


handle with care

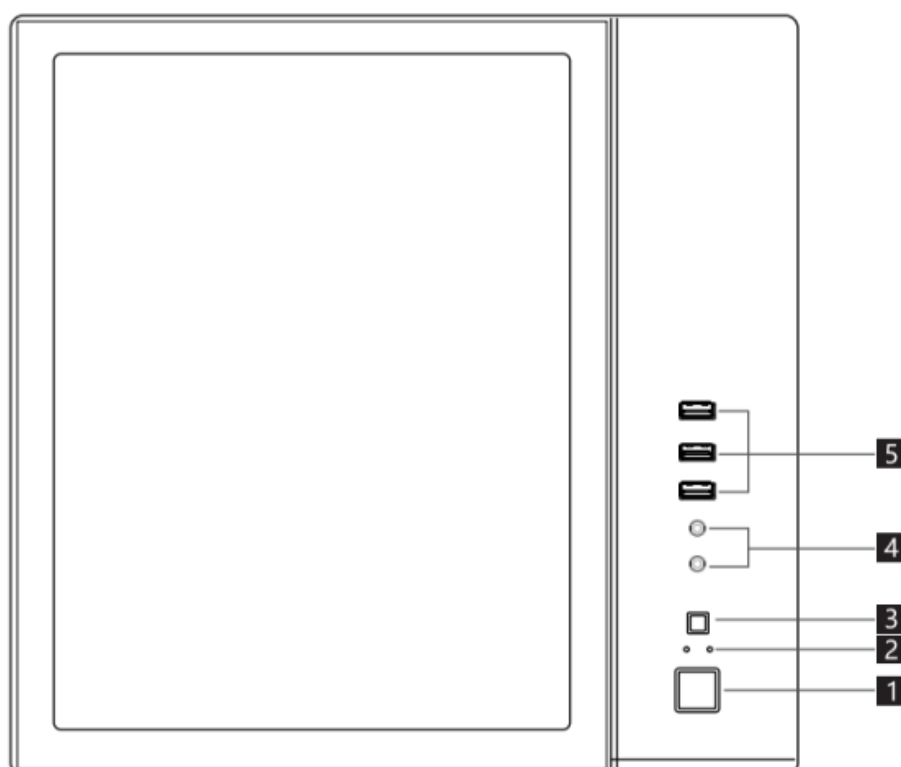
Appearance and function



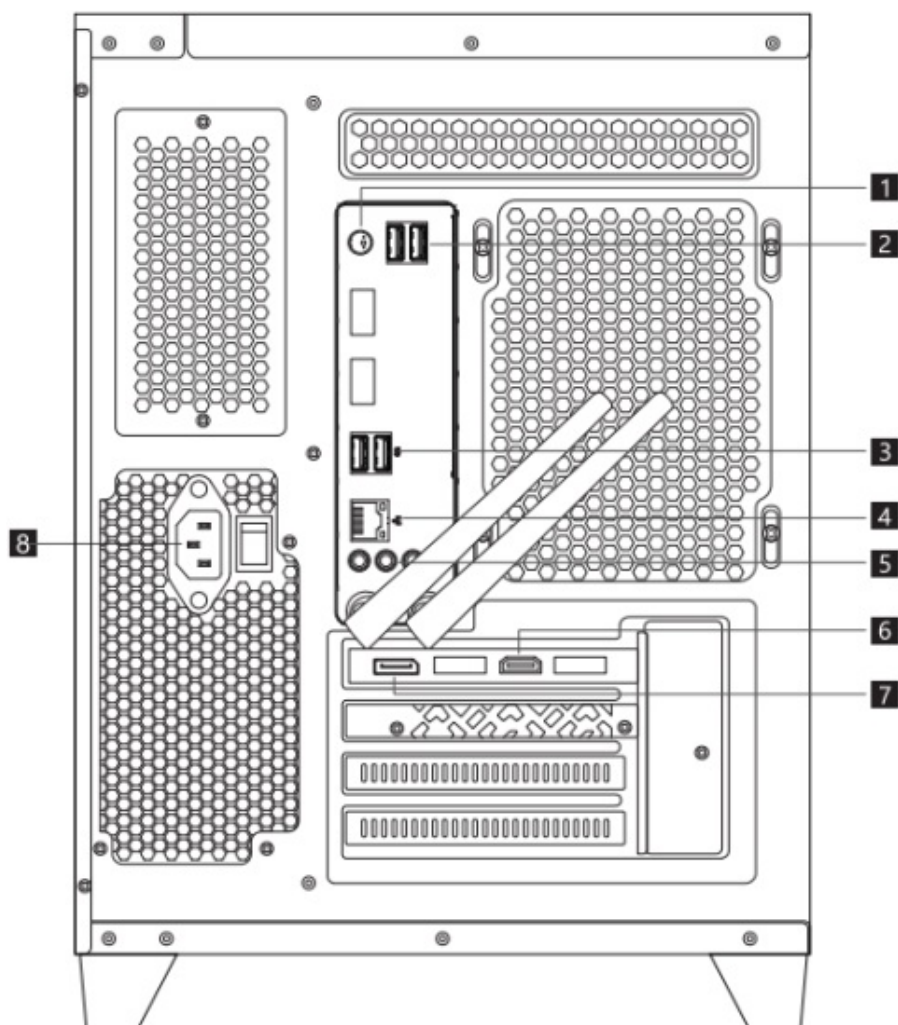
1. off switch
2. Reset switch
3. Two in one audio interface
4. USB interface



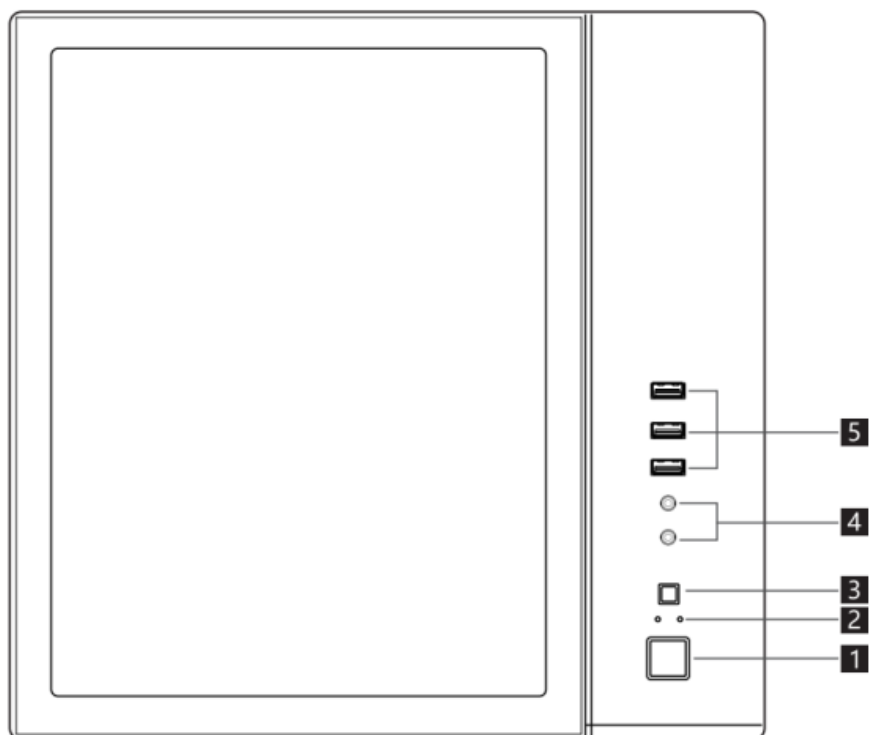
1. PSR2interface
2. HOMI interface
3. VGA interface
4. USB interface
5. Ethernut interface
6. Audio input and output
7. Interface with microphone B Power input jack



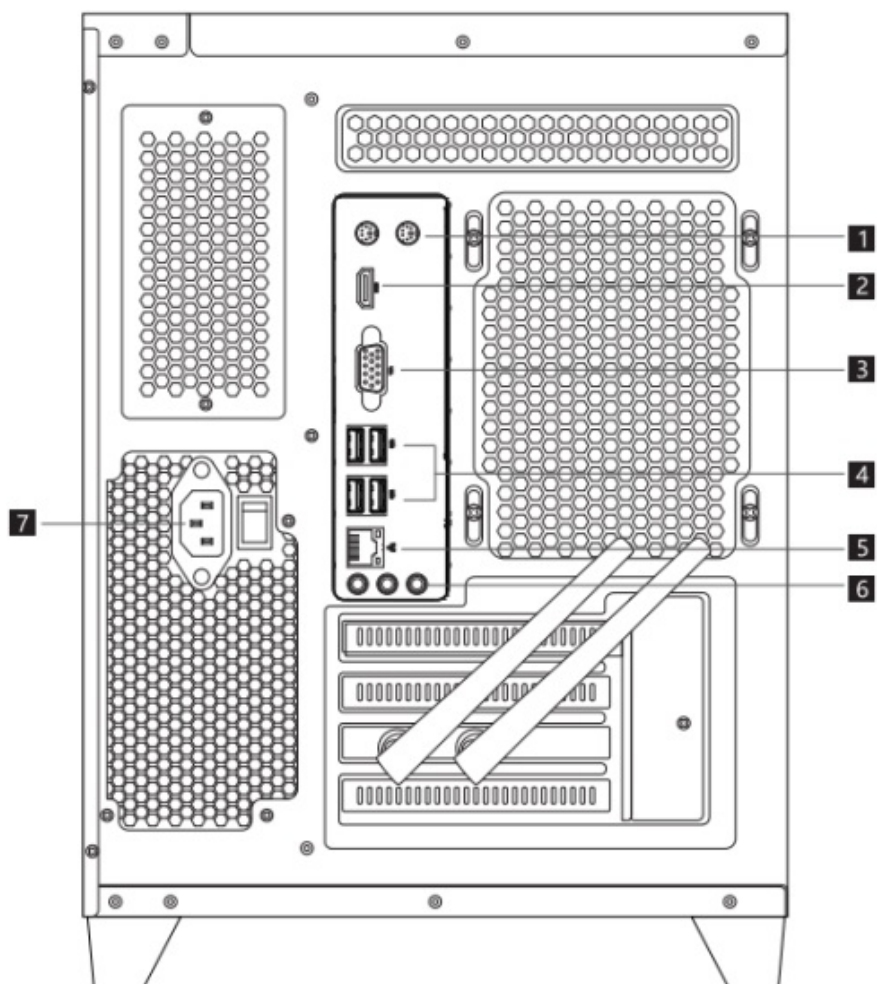
1. On-off switch
2. Indicator light
3. Reset switch
4. Audio input and output Interface with microphone
5. USB interface



1. PSJ2 interface
2. USB interface
3. USB interface
4. Ethemet interface.
5. Audio input and output Interface with microphone.
6. HOMI interface
7. DP interface
8. Power input jack



1. On-off switch
2. B Indicator light
3. B Reset switch
4. Audio input and output Interface with microphone
5. USB interface



1. PSJ2 interface
2. HDMI interface
3. VGA interface
4. USB interface
5. Ethernet interface.
6. Audio input and output Interface with microphone.
7. Power input jack

Remark: The appearance of the product is subject to the real item.

FCC WARNING

This device complies with part 15 of the FCC Rules. Operation is subject to the following two conditions:

(1) this device may not cause harmful interference, and **(2)** this device must accept any interference received, including interference that may cause undesired operation.

Any changes or modifications not expressly approved by the party responsible for compliance could void the user's authority to operate the equipment.

NOTE: This equipment has been tested and found to comply with the limits for a Class B digital device, pursuant to Part 15 of the FCC Rules. These limits are designed to provide reasonable protection against harmful interference in a residential installation. This equipment generates, uses and can radiate radio frequency energy and, if not installed and used in accordance with the instructions, may cause harmful interference to radio communications.

However, there is no guarantee that interference will not occur in a particular installation.

If this equipment does cause harmful interference to radio or television reception, which can be determined by turning the equipment off and on, the user is encouraged to try to correct the interference by one or more of the following measures:

- Reorient or relocate the receiving antenna.
- Increase the separation between the equipment and receiver.
- Connect the equipment into an outlet on a circuit different from that to which the receiver is connected.
- Consult the dealer or an experienced radio/TV technician for help.

To maintain compliance with FCC's RF Exposure guidelines, This equipment should be installed and operated with minimum distance between 20cm the radiator your body: Use only the supplied antenna.



Documents / Resources



[Shenzhen SUT1B1 Desktop Computer](#) [pdf] User Manual

2BM4M-SUT1B1, 2BM4MSUT1B1, sut1b1, SUT1B1 Desktop Computer, SUT1B1, Desktop Computer, Computer

References

- [User Manual](#)

[Manuals+.](#) [Privacy Policy](#)

This website is an independent publication and is neither affiliated with nor endorsed by any of the trademark owners. The "Bluetooth®" word mark and logos are registered trademarks owned by Bluetooth SIG, Inc. The "Wi-Fi®" word mark and logos are registered trademarks owned by the Wi-Fi Alliance. Any use of these marks on this website does not imply any affiliation with or endorsement.