



Shenzhen Smart Socket App User Manual

[Home](#) » [Shenzhen](#) » Shenzhen Smart Socket App User Manual 

Shenzhen Smart Socket App



Contents

- [1 Download APP](#)
- [2 Product Parameters](#)
- [3 Add Device Via App](#)
- [4 Access Intelligent Speaker](#)
- [5 App Features](#)
- [6 FCC Warning](#)
- [7 Documents / Resources](#)
 - [7.1 References](#)
- [8 Related Posts](#)

Download APP

Scan the QR code below, Download “Smart Life” app. or “Tuyasmart” app



This socket is a 10A/16A/20A optional Wifi smart socket,using the Tuya smart solution

1. Wifi connection,remote control by mobile APP;
2. Support smart audio voice control such as Tmall Genie;
3. Mobile phone time delay switch;
4. Real-time feedback of status,keep an eye on the status of the socket at home at any time;
5. The whole house intelligent equipment scene linkage, automatically execute the scene mode;
6. The whole family shares the equipment,multiple users can view at the same time;
7. Imported fire retardant materials safe and reliable

Product Parameters

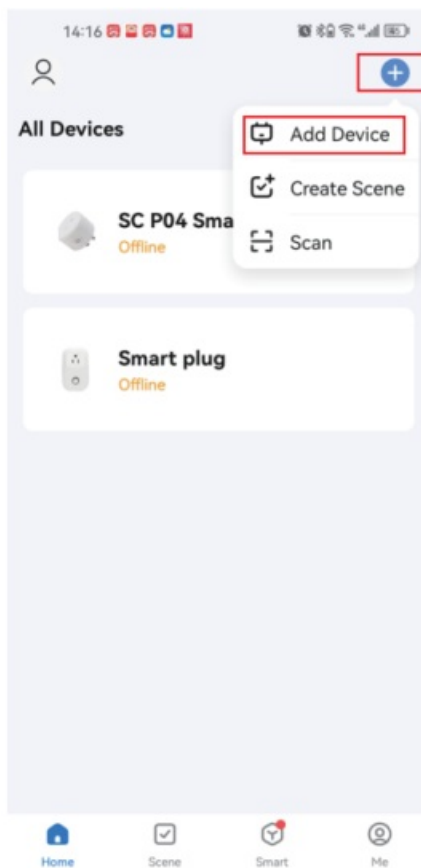
1. **Input** : AC 100-240V50/60Hz
2. **WIFI** :2.4G802.11 b / g / n
3. **Max load** :10A/16A/20A

Add Device Via App

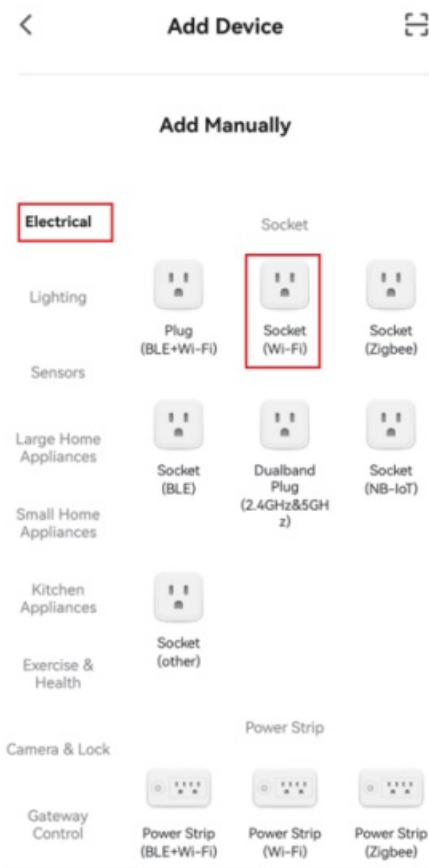
1. Download the Smart Life APP and register an Account



2. Click " Add Device " or select the "+" sign in the upper right corner to add a device



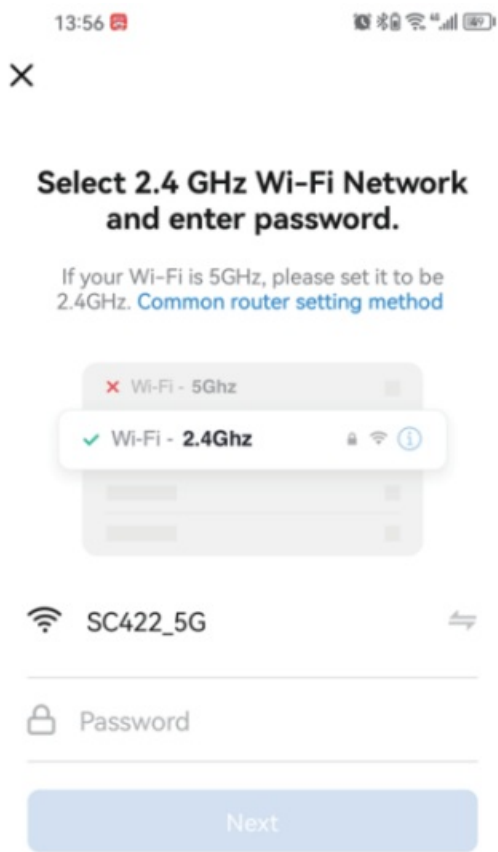
3. Select the socket (Wi – Fi) in the electrician Item



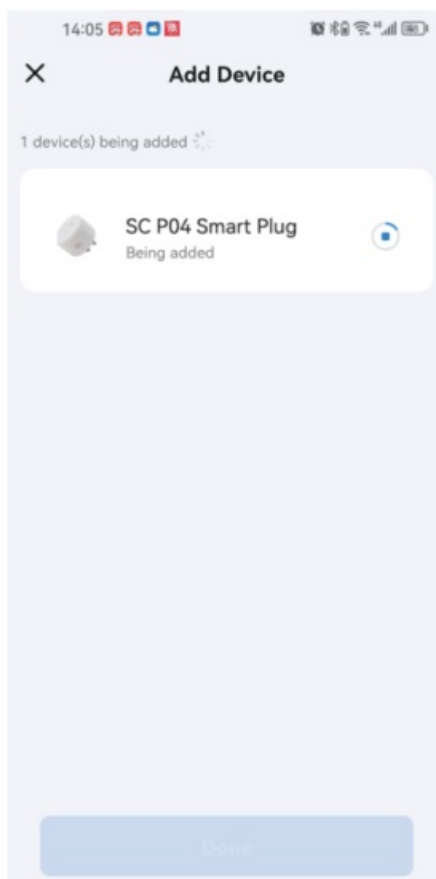
4. Confirm that the indicator light on the socket is flashing quickly , click on " Confirm that the indicator light is flashing quickly "



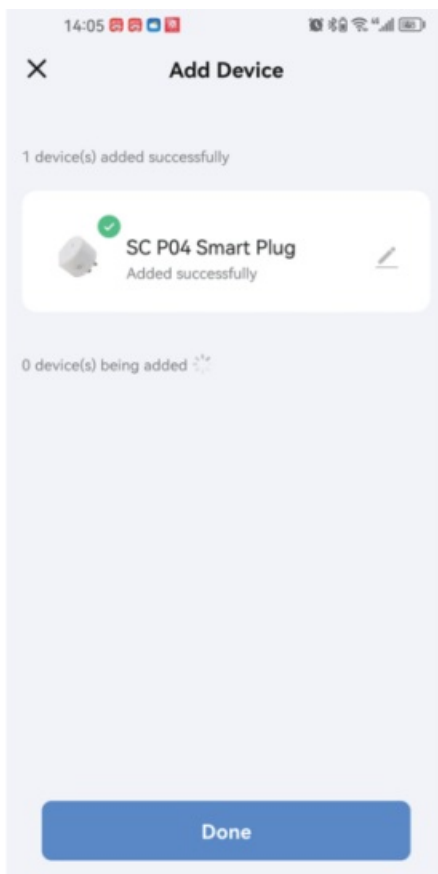
5. Enter the Wifi password at Home



6. Wait for the connection to be successful , click OK



7. Successful connection , start smart life



Maybe the device is "Offline" on App, for the device needs 1 minute to connect to your router and server. When the LED on, the device is "Online", if App shows still "Offline", please close App and re – open

Access Intelligent Speaker

About access amazon echo Google Home, Please refer to the instructions in the APP.

App Features

1. Wi – Fi remote control and device state

Turn on / off by tapping on device icon. Device state always simultaneous display on APP

2. Share Control

The owner can share the devices to other "Smart Life" accounts. While sharing devices, both should stay online on "Smart Life". Because if the account you want to share is not online, he / she will not receive the invitation message.

FCC Warning

This device complies with part 15 of the FCC Rules. Operation is subject to the following two conditions:(1) This device may not cause harmful interference, and (2) this device must accept any interference received, including interference that may cause undesired operation.

Any Changes or modifications not expressly approved by the party responsible for compliance could void the user's authority to operate the equipment.

This equipment has been tested and found to comply with the limits for a Class B digital device, pursuant to part 15 of the FCC Rules. These limits are designed to provide reasonable protection against harmful interference in a residential installation. This equipment generates uses and can radiate radio frequency energy and, if not installed and used in accordance with the instructions, may cause harmful interference to radio communications. However, there is no guarantee that interference will not occur in a particular installation. If this equipment does cause harmful interference to radio or television reception, which can be determined by turning the equipment off and on, the user is encouraged to try to correct the interference by one or more of the following measures:

- Reorient or relocate the receiving antenna.
- Increase the separation between the equipment and receiver.
- Connect the equipment into an outlet on a circuit different from that to which the receiver is connected.
- Consult the dealer or an experienced radio/TV technician for help

FCC RF exposure statement:

The equipment complies with FCC radiation exposure limits set forth for an uncontrolled environment. This equipment should be installed and operated with minimum distance between 20cm the radiator your body.

SMART SOCKET

Documents / Resources



[Shenzhen Smart Socket App](#) [pdf] User Manual

P04-US, 2BMET-P04-US, 2BMETP04US, Smart Socket App, Socket App, App

References

- [User Manual](#)

[Manuals+](#), [Privacy Policy](#)

This website is an independent publication and is neither affiliated with nor endorsed by any of the trademark owners. The "Bluetooth®" word mark and logos are registered trademarks owned by Bluetooth SIG, Inc. The "Wi-Fi®" word mark and logos are registered trademarks owned by the Wi-Fi Alliance. Any use of these marks on this website does not imply any affiliation with or endorsement.