



# Shenzhen Yifeng Intelligent Technology YF-T3 3-In-1 Wireless Charging Station User Manual

[Home](#) » [Shenzhen Yifeng Intelligent Technology](#) » Shenzhen Yifeng Intelligent Technology YF-T3 3-In-1 Wireless Charging Station User Manual 

## Contents

- [1 Shenzhen Yifeng Intelligent Technology YF-T3 3-In-1 Wireless Charging Station](#)
- [2 PRODUCT OVERVIEW](#)
- [3 INSTRUCTIONS](#)
- [4 Warning Statement](#)
- [5 Documents / Resources](#)
- [6 Related Posts](#)

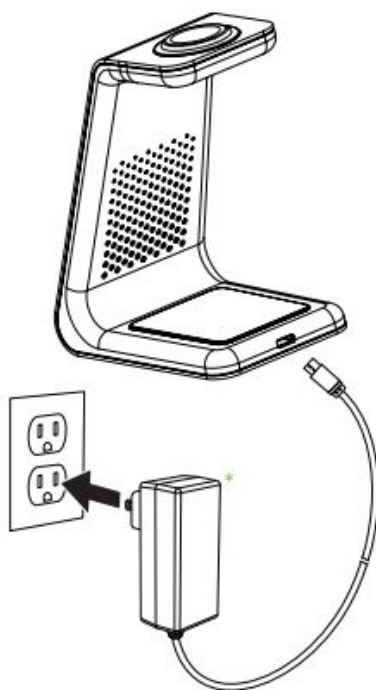


SHENZHEN

**Shenzhen Yifeng Intelligent Technology YF-T3 3-In-1 Wireless Charging Station**

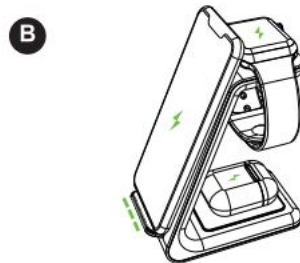
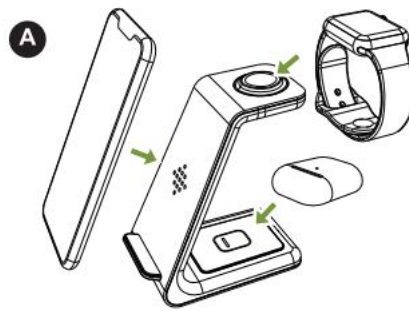


## PRODUCT OVERVIEW



## INSTRUCTIONS

1:



2:

## IMPORTANT SAFETY INSTRUCTIONS

Before Using! the unit, please read the user manual carefully

- Do not store the device in a high-temperature environment,, including heat caused by intense sunlight or other fonts of heat Do not place the device In flora or other 8XC8S&ively hot environments. Exposure to fire or 1emperatura above 21~ (10~ may cause an explosion.
- Do not use the wireless charger In e, access of Its output rating. Ove~loading outputs above rating may result In a risk of fire or ll"lfUIYto persons.
- Do not expose the Wireless cha111er to r.aln or snow?
- Do not modify, repair or disassemble the unity, If so, please contact the manufacturer. SW Itch off the wireless

charger when not in use. The wireless charger will automatically switch off when disconnected from its wall charger.

### **Applicable Devices:**

- Samsung Galaxy S10/ S10 Plus/ S10e/ Note 10
- Samsung Galaxy S8/ S8 Plus/ Note 8
- Samsung Galaxy S7/ S7 Edge/ S6 Edge Plus/Note 5
- iPhone 11/ 11 Pro/ 11 Pro Max/ XS/ XS Max/ XR/ XR 11 Plus
- Most cell phones are compatible with Qi wireless charge.
- Apple AirPods 2, AirPods Pro (Need to match wireless charging case)
- Apple Watch 5/4/3/2/1

### **Please Note:**

1. The Watch Wireless Charging Area supports Apple Watch only.
2. Please remove your phone case before charging if the thickness > 3 mm, as if the phone case will make your phone size longer than 164 mm.
3. Only use a certified QC 3.0 Fast Charging Wall Adapter to power the device, do not plug into a computer USB port or any other noncertified USB port. We are not responsible for malfunction due to unsupported adapter use.
4. Place your Qi-enabled device accurately in the wireless charging area when charging.
5. A QC3.0 fast charging adapter is required when charging 3 devices simultaneously or want to have a fast charging effect.
6. Make sure to disconnect the device from power when cleaning.
7. It is normal and safe to hear a humming noise when very close to the charger. It means that this wireless charger is adjusting its temperature to achieve a more efficient charging speed.
8. If your device can not be fully charged, this may be due to high environmental temperature, please recharge after the temperature is lowered. Our charger has temperature control to safeguard your device when charging.

### **Q&A:**

If the LED light flashes and the wireless charging dock doesn't work, how can I deal with this problem?

1. Make sure your device supports the Qi wireless charging function before using this wireless charger.
2. Check if you use the QC3.0 9V/2A adapter to power our wireless charger.
3. Test with other USB cables.
4. Check whether your device's case comes with metal objects. Magnetic and metal attachments will make an LED flash and prevent charging.

### **Warning Statement**

This device complies with part 15 of the FCC Rules. Operation is subject to the following two conditions:


1. This device may not cause harmful interference, and
  2. this device must accept any interference received, including interference that may cause undesired operation.
- Any changes or modifications not expressly approved by the party responsible for compliance could void the user's authority to operate the equipment.

**Note:** This equipment has been tested and found to comply with the limits for a Class B digital device, pursuant to part 15 of the FCC Rules. These limits are designed to provide reasonable protection against harmful interference in a residential installation. This equipment generates uses and can radiate radio frequency energy and, if not installed and used in accordance with the instructions, may cause harmful interference to radio communications. However, there is no guarantee that interference will not occur in a particular installation. If this equipment does cause harmful interference to radio or television reception, which can be determined by turning the equipment off and on, the user is encouraged to try to correct the interference by one or more of the following measures:

- Reorient or relocate the receiving antenna.
- Increase the separation between the equipment and receiver.
- Connect the equipment into an outlet on a circuit different from that to which the receiver is connected.
- Consult the dealer or an experienced radio/TV technician for help.

This equipment complies with FCC radiation exposure limits set forth for an uncontrolled environment. This equipment should be installed and operated with a minimum distance 20cm between the radiator & your body.

## Documents / Resources

	<a href="#">Shenzhen Yifeng Intelligent Technology YF-T3 3-In-1 Wireless Charging Station</a> [pdf] User Manual YF-T3, YFT3, 2AXY5YF-T3, 2AXY5YFT3, YF-T3 3-In-1 Wireless Charging Station, YF-T3, 3-In-1 Wireless Charging Station
---	--