

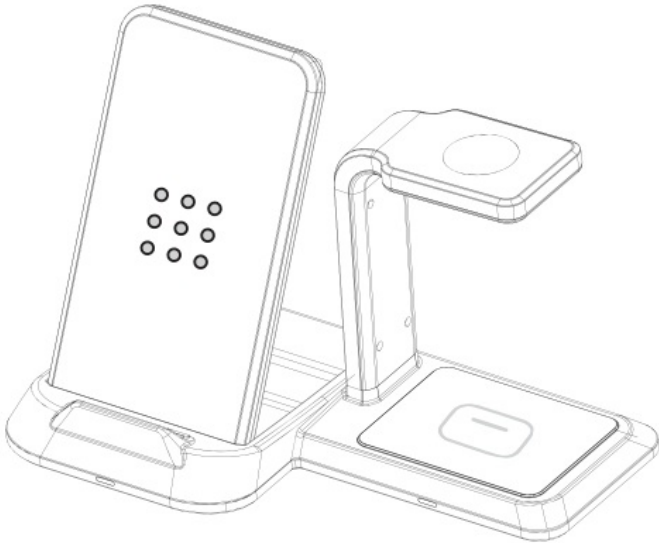
Shenzhen Yifeng Intelligent Technology T8 Wireless Charging User Manual



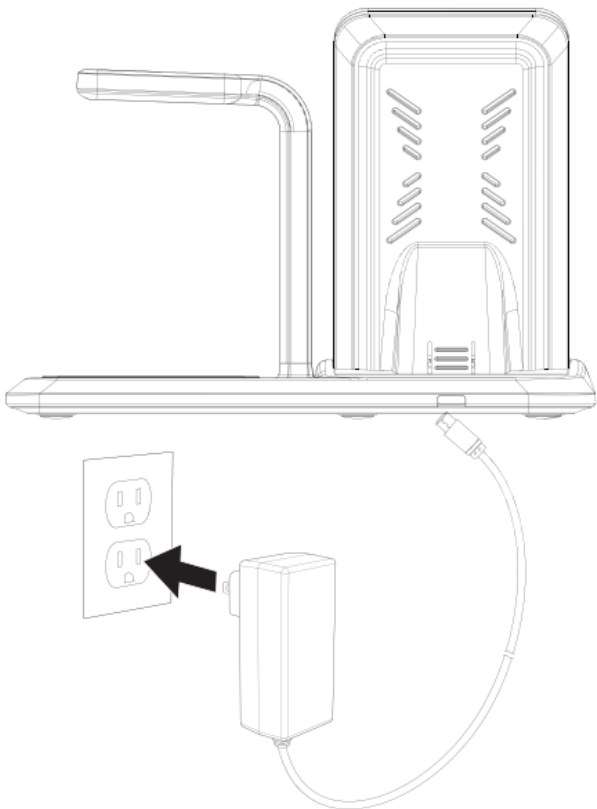
[Home](#) » [Shenzhen Yifeng Intelligent Technology](#) » Shenzhen Yifeng Intelligent Technology T8 Wireless Charging User Manual

SHENZHEN


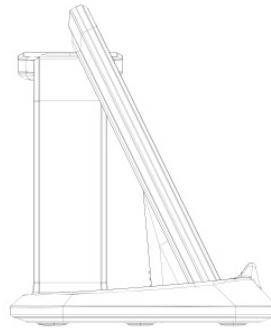
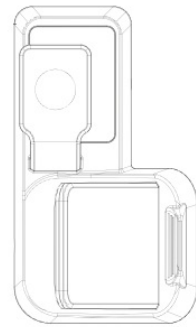
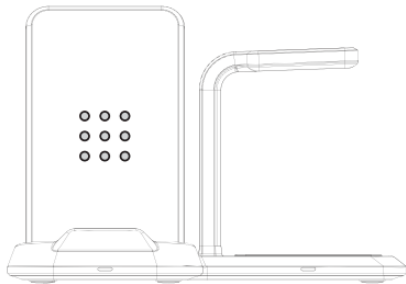
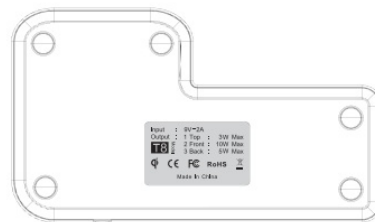
65mmx90mm
T8



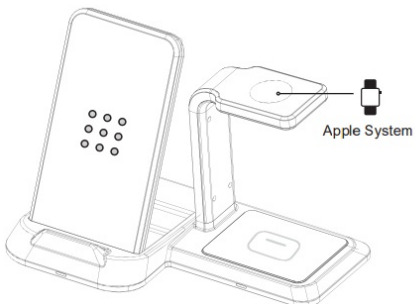
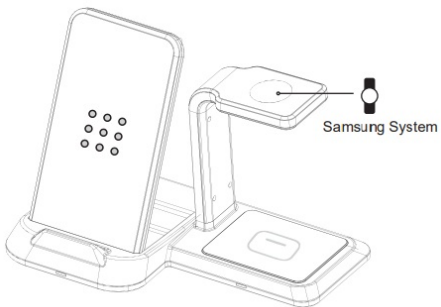
3-in-1 wireless charging station
USER MANUAL



- It is suggested to use 18W 9V/2A adapter.

A**C****D****B****E**

How to distinguish between Apple and Samsung, please check the logo on the position of the watch.



Contents [hide](#)

[1 IMPORTANT SAFETY INSTRUCTIONS](#)

[2 Applicable Devices:](#)

[3 RF exposure statement](#)

[4 FCC Warning](#)

[5 Documents / Resources](#)

[6 Related Posts](#)

IMPORTANT SAFETY INSTRUCTIONS

Before Using the unit, please read the user manual carefully

- Do not store devices in a high-temperature environment, including heat caused by intense sunlight or other forms of heat. Do not place the device in fire or other excessively hot environments. Exposure to fire or temperature above 212F (100C) may cause an explosion.
- Do not use the wireless charger in excess of its output rating. Overloading outputs above rating may result in a risk of fire or injury to persons.
- Do not expose the wireless charger to rain or snow.
- Do not modify, repair, or disassemble the unity, if so, please contact the manufacturer. Switch off the wireless charger when not in use. The wireless charger will automatically switch off when disconnected from its wall charger.

3-in-1 wireless charging station

T8

Applicable Devices:

- Samsung Galaxy S20/ S20 Plus
- Samsung Galaxy S10/ S10 Plus/ S1 De/ Note 10/Note 9/ Note 8
- Samsung Galaxy SB/ SB Plus/ Note 8
- Samsung Galaxy S7 / S7 Edge/ S6
- Edge Plus/Note 5
- Samsung Watches Galaxy Watch 3 45mm/41mm, Active 2/1, Gear S3, Watch 46mm/42mm, etc.
- iPhone 12 Pro Max/12 Pro/12/se 2 /iPhone11 Pro Max/11 Pro /11/XS Maxi XS/XR/X/8 Plus/8
- More cell phones are compatible with Qi wireless charge.
- Apple AirPods 2, Air Pods Pro (Need to match wireless charging case)
- Apple Watch SE/6/ 5/4/3/2; Not suitable for Apple Watch Series 1.

Please Note:

1. The Watch Wireless Charging Area supports Apple Watch only
2. Please remove your phone case before charging if the thickness is > 5 mm, or if the phone case makes your phone size longer than 164 mm.
3. Only use certified QC 3.0 Charging Wall Adapter to charge the device, do not plug into a computer USB port or any other non-certified USB port.
4. Place your qi-enabled device accurately in the wireless charging area when charging.
5. a QC3.0 adapter is required when charging 3 devices simultaneously or want to have a fast charging effect.
6. Make sure to disconnect the device from power when cleaning.
7. It is normal and safe to hear a humming noise when very close to the charger. It means that this wireless charger is adjusting its temperature to achieve a more efficient charging speed.
8. If your device can not be fully charged, temperature, please recharge after the this may due to high environmental temperature is lowered. Our charger has temperature control to safeguard your device when charging.

Q&A:

If the LED light flashes and the wireless charging dock doesn't work how can I deal with this problem?

- 1. Make sure your device supports the Qi wireless charging function before using this wireless charger.
- Check if you use the QC3.0 adapter to charge the device.
- 3. Test with other USB cables.
- 4. Check whether your devices' case comes with metal objects. Magnetic and metal attachments will make an LED flash and prevent charging.

RF exposure statement

This equipment complies with the FCC RF radiation exposure limits set forth for an uncontrolled environment. This equipment should be installed and operated with a minimum distance of 20cm between the radiator and any part of your body.

FCC Warning

This device complies with Part 18 and Part 15 of the FCC Rules. Operation is subject to the following two conditions:

1. This device may not cause harmful interference, and
2. this device must accept any interference received, including interference that may cause undesired operation.

NOTE 1: This equipment has been tested and found to comply with the limits for a Class B digital device, pursuant to part 15 of the FCC Rules. These limits are designed to provide reasonable protection against harmful interference in a residential installation. This equipment generates uses and can radiate radio frequency energy and, if not installed

and used in accordance with the instructions, may cause harmful interference to radio communications. However, there is no guarantee that interference will not occur in a particular installation. If this equipment does cause harmful interference to radio or television reception, which can be determined by turning the equipment off and on, the user is encouraged to try to correct the interference by one or more of the following measures:

- Reorient or relocate the receiving antenna.
- Increase the separation between the equipment and receiver.
- Connect the equipment into an outlet on a circuit different from that to which the receiver is connected.
- Consult the dealer or an experienced radio/TV technician for help.

NOTE 2: Any changes or modifications to this unit not expressly approved by the party responsible for compliance could void the user's authority to operate the equipment.

Documents / Resources



[Shenzhen Yifeng Intelligent Technology T8 Wireless Charging](#) [pdf] User Manual
T8, 2AXY5-T8, 2AXY5T8, T8 Wireless Charging, Wireless Charging

[Manuals+](#)

- [home](#)
- [privacy](#)