



Shenzhen Yamei Cloud Chuang Intelligent Technology AM24KEYIRBTDC IR Bluetooth RGB Controller User Manual

[Home](#) » [Shenzhen Yamei Cloud Chuang Intelligent Technology](#) » Shenzhen Yamei Cloud Chuang Intelligent Technology AM24KEYIRBTDC IR Bluetooth RGB Controller User Manual 

IR Bluetooth RGB controller User Manual



LED Controller*

<http://download.appglobalmarket.com/apollodownload.html>

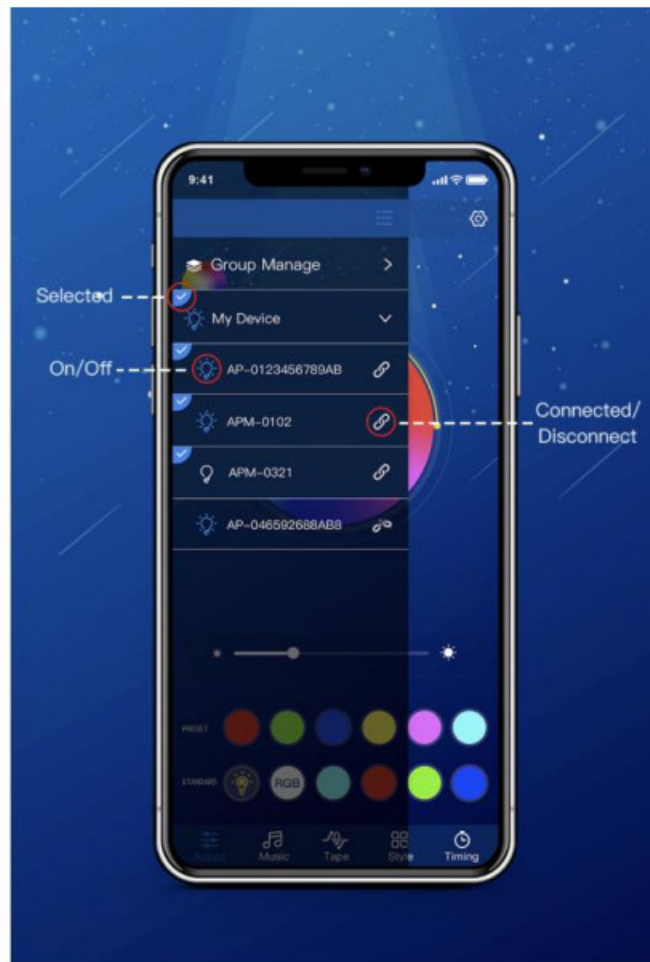
Scan the QR-Code to download the APP

1. Bluetooth Connection

For the first time you use it or never pair with 'Apollo Lighting' after moving the BLE device, please follow the below steps:

A First, please enter your phone Settings, open the Bluetooth.

B Second, open the Apollo Lighting led app, the app will auto to connect the BLE device.

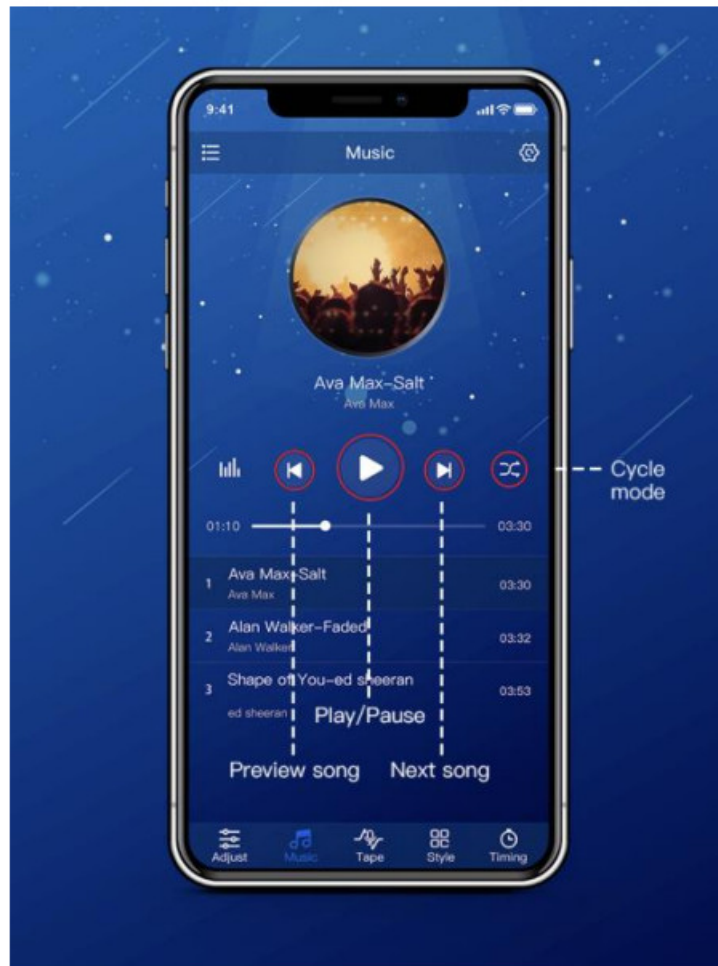


2. Main User Interface

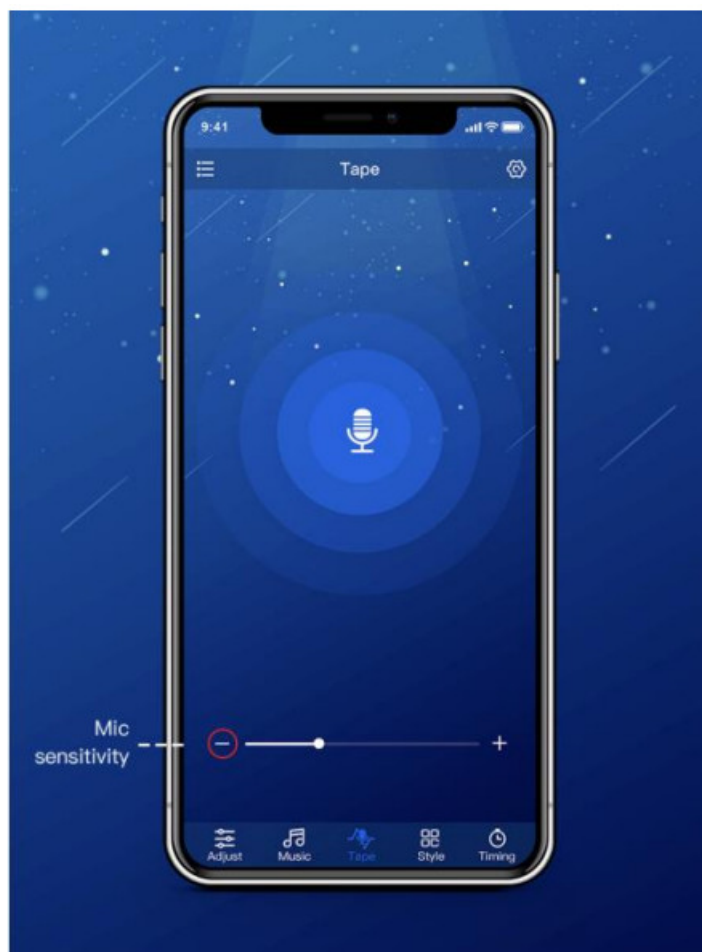
A Adjust: Change the RGB LED colors and brightness.



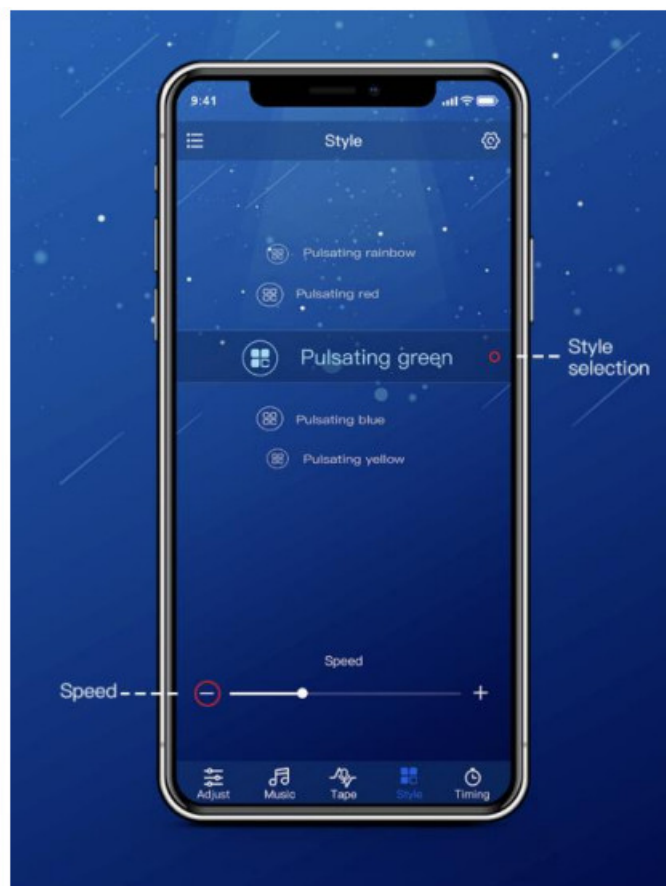
B Music: Play music and change RGB LED color by music rhythm.



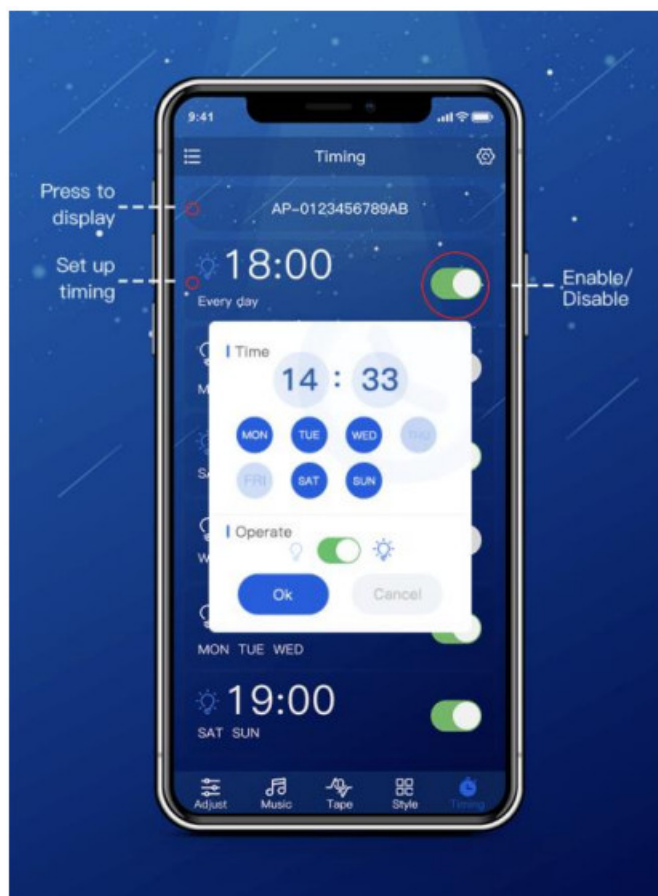
C Tape: Change RGB LED color by phone microphone input voice rhythm.



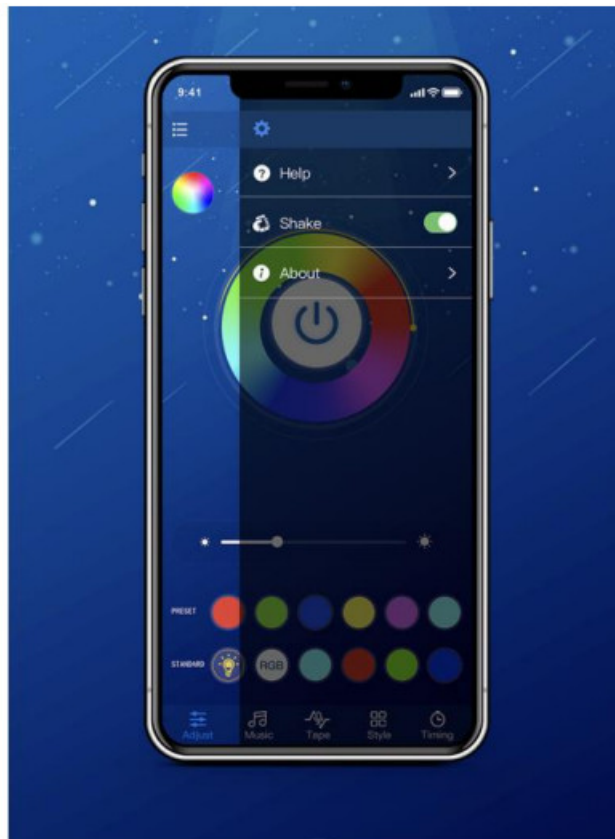
D Style: Change RGB LED color by fixed model.



E Timing: Timers, auto ON/OFF.



F Setting: Shake: Change RGB LED color by shaking the phone.



3. **Note:**

- ◆ If you can't search your BLE device or can't connect with the BLE device for a long time, please enter your phone 'Settings' and Re-open the Bluetooth;
- ◆ If you can't connect to the device for a long time or other abnormal, please close the APP, then try to restart;
- ◆ Do not open any sealing device for safety and according to Warranty Terms.

Contents

- [1 FCC Cautions](#)
- [2 Documents / Resources](#)
- [3 Related Posts](#)

FCC Cautions

This device complies with part 15 of the FCC Rules. Operation is subject to the following two conditions: (1) This device may not cause harmful interference, and (2) this device must accept any interference received, including interference that may cause undesired operation.


Any changes or modifications not expressly approved by the party responsible for compliance could void the user's authority to operate the equipment.

Note: This equipment has been tested and found to comply with the limits for a Class B digital device, pursuant to part 15 of the FCC Rules. These limits are designed to provide reasonable protection against harmful interference in a residential installation. This equipment generates uses and can radiate radio frequency energy and, if not installed and used in accordance with the instructions, may cause harmful interference to radio communications. However, there is no guarantee that interference will not occur in a particular installation. If this equipment does cause harmful interference to radio or television reception, which can be determined by turning the equipment off and on, the user is encouraged to try to correct the interference by one or more of the following measures:

- Reorient or relocate the receiving antenna.
- Increase the separation between the equipment and receiver.
- Connect the equipment into an outlet on a circuit different from that to which the receiver is connected.
- Consult the dealer or an experienced radio/TV technician for help.

This equipment complies with FCC radiation exposure limits set forth for an uncontrolled environment. This equipment should be installed and operated with a minimum distance of 20cm between the radiator & your body.

Documents / Resources

	<p>Shenzhen Yamei Cloud Chuang Intelligent Technology AM24KEYIRBTDC IR Bluetooth RGB Controller [pdf] User Manual</p> <p>AM24KEYIRBTDC, 2AYYVAM24KEYIRBTDC, AM24KEYIRBTDC IR Bluetooth RGB Controller, IR Bluetooth RGB Controller</p>
---	--

[Manuals+.](#)