



Shenzhen Worldcell Accessory KERFYTEBT003 Bluetooth Remote Shutter Owner's Manual

[Home](#) » [Shenzhen Worldcell Accessory](#) » Shenzhen Worldcell Accessory KERFYTEBT003 Bluetooth Remote Shutter Owner's Manual 

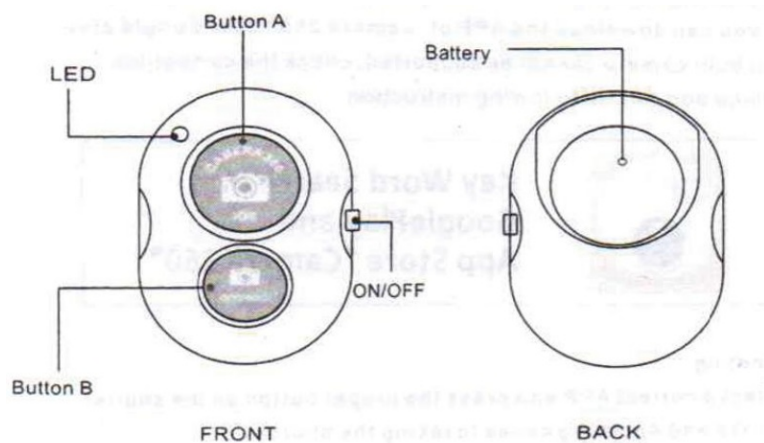
Shenzhen Worldcell Accessory KERFYTEBT003 Bluetooth Remote Shutter Owner's Manual



Contents

- [1 Product Illustration](#)
- [2 Specification](#)
- [3 Battery](#)
- [4 How To Use](#)
- [5 Compatible devices](#)
- [6 FCC Statement](#)
- [7 Documents / Resources](#)
- [8 Related Posts](#)

Product Illustration

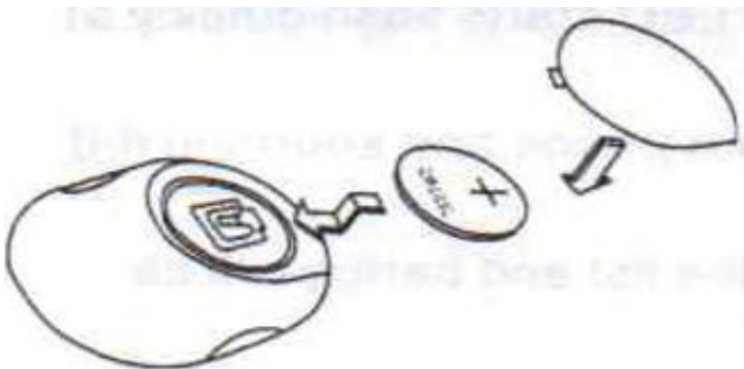


Specification

MODEL AB Shutter 3

- Communication Bluetooth Version. 4.0
- Transmit frequency 2.4GHz -2.4835GHz
- Communication distance 10m(30ft)
- Battery life CR2032 X1 cell/about 6 months under working in 10 times a day
- Dimension 48mm X 30mm X 10mm
- Weight About 8g

Battery



How To Use

Easy to set up. Easy to use



1. Paring

a Turn on the shutter by switching the on/off button, AB Shutter 3 will enter into pairing mode and indicator LED

starts flash quickly at the same time

b. Activate the Bluetooth function on your phone and sourcing the devices around

c. Select the device of "AB Shutter" from the list and pairing will be finished automatically in few seconds

2. .Select APP






Use inbuilt camera APP to taking the photos via AB Shutter 3 or you can download the APP of camera 360" from Google play if in built camera cannot be supported. check the compatible device and APP in following instruction.



3. Shooting Select a correct APP and press the proper button on the shutter for IOS and Android phones to taking the photos.

Compatible devices

Compatible with android 4.2.2 OS or newer and IOS 6.0 or newer

Compatibility List	Inbuilt camera app	Camera 360 app
iPhone Ss/Sc/S, iPhone 4s/4, iPad 3/2, iPad mini, iPad with Retina Display, iPod touch 4th generation or newer.		
Samsung Galaxy S2/53/54+, Note 1, Note 2, Note3 +, Tab 2, Note 8, 10.1+ Moto X / Nexus 4,5,7+ / Xiaomi 1S, 2S, 3+		
Sony Xperia S HTC New one and X+ Other android phones	Not use	

FCC Statement


This device complies with part 15 of the FCC rules. Operation is subject to the following two conditions: (1) this device may not cause harmful interference, and (2) this device must accept any interference received, including interference that may cause undesired operation. Changes or modifications not expressly approved by the party responsible for compliance could void the user's authority to operate the equipment.

NOTE: This equipment has been tested and found to comply with the limits for a Class B digital device, pursuant to part 15 of the FCC Rules. These limits are designed to provide reasonable protection against harmful interference in a residential installation. This equipment generates uses and can radiate radio frequency energy and, if not installed and used in accordance with the instructions, may cause harmful interference to radio communications. However, there is no guarantee that interference will not occur in a particular installation. If this equipment does cause harmful interference to radio or television reception, which can be determined by turning the equipment off and on, the user is encouraged to try to correct the interference by one or more of the following measures:

- Reorient or relocate the receiving antenna.
- Increase the separation between the equipment and receiver.
- Connect the equipment into an outlet on a circuit different from that to which the receiver is connected.
- Consult the dealer or an experienced radio/TV technician for help.

The device has been evaluated to meet general RF exposure requirement. The device can be used in portable exposure condition without restriction.

Documents / Resources

	Shenzhen Worldcell Accessory KERFYTEBT003 Bluetooth Remote Shutter [pdf] Owner's Manual KERFYTEBT003, 2AWS8KERFYTEBT003, KERFYTEBT003 Bluetooth Remote Shutter, KERFYTEBT003, Bluetooth Remote Shutter
---	---

[Manuals+](#).