



Shenzhen Uiskey Technology NC01 Hybrid Active Noise Cancelling Wireless Headphone User Manual

[Home](#) » [Shenzhen Uiskey Technology](#) » Shenzhen Uiskey Technology NC01 Hybrid Active Noise Cancelling Wireless Headphone User Manual 

Shenzhen Uiskey Technology NC01 Hybrid Active Noise Cancelling Wireless Headphone User Manual



Contents

- [1 Attachment list](#)
- [2 Specifications](#)
- [3 Key Function](#)
- [4 Instructions for use:](#)
- [5 After-sales terms](#)
- [6 Warranty Card](#)
- [7 FCC Caution](#)
- [8 Documents / Resources](#)
- [9 Related Posts](#)

Attachment list

1. Physics noise canceling headphone 1 Pc
2. Charging cable 1Pc
3. Manual 1Pc
4. AUX-IN cable 1 Pc

Specifications

Standard GB8898-2011

Frequency response range 20HZ-20KHZ

ANC reduction: 20dB

Power supply: built-in lithium battery

Bluetooth version: 5.0

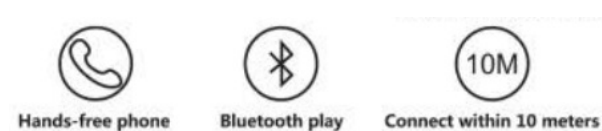
Input voltage: 5V

Play time: 22H





Charging time: 2H

Battery capacity: 650mah

Support : Bluetooth AUX-IN



Key Function

1.  On/off/play/pause key: long press for 3 seconds to turn on/off; the indicator light turns to flashing red and blue alternately. Blinking is the status of Bluetooth pairing mode; Bluetooth pairing connection is successful, and the blue light flashes, Music control: play/pause-short press. Call control: answer/hang up-short press, Reject answer-long press.
2.  Next song key: Volume up-short press, next song-long press for 1 second.
3.  Previous song key: Volume down-short press, previous song-long press for 1 second.
4.  ANC key: Turn on, the active noise reduction 20dB and blue light on, turn off the active noise reduction and blue light off
5. The Type-C. interface is the charging port
6. Charging indicator: The red light is on when charging, and it is off when it is fully charged.
7. Connection Indicator: After Bluetooth is connected. the blue light is flashing.
8. 3.5mm audio cable interface.(You can use the cable to listen to music when the headphone is out of power)



Instructions for use:

Bluetooth connection

1. When the headphone is used for the first time, the connection indicator will flash alternately in red and blue after turning on the headphone, and the headphone will automatically enter the Bluetooth pairing mode
2. Turn on the Bluetooth function of the mobile phone. open the search or scan for new devices, and click the searched Bluetooth headphone name: BH05, the indicator light turns to flashing after successful connection and the headphone The machine has a prompt tone, and the headphone is successfully connected to the Bluetooth device

AUX-IN mode

Insert the AUX-IN cable in any mode and switch to the AUX-IN function connection. At this time. there is no need to consume the power of the headphone.

After-sales terms

When the user purchases the headphone, please keep the relevant certificates as a warranty certificate. From the date of purchase. within one year. if the headphone has quality problems under normal use, you can enjoy free warranty service with the proof of purchase.

The following conditions are not covered by the warranty:

1. Exceeding the warranty period;
2. There is no valid proof that the product is genuine and within the warranty period;
3. Damage caused by use, maintenance, and maintenance not in accordance with the requirements of the product instruction manual;
4. Damage caused by disassembly of the product by a repairer not approved by the company;
5. Man-made damage that is not a quality problem of the product itself;
6. It is not a functional problem or defect of the product itself, Ant because you don't like the sound quality and other issues, without under the warranty.

Warning:

There is a battery in the product. Please use and store the product in a normal temperature environment. Do not expose it to rain or moisture; so as not to damage the electronic components and affect the use of the product; do not arbitrarily put the product in fire water or other corrosive to liquids causing it Danger.

Warranty Card

Product model
Product model
Purchase date
Customer name
Customer Phone

During the warranty period (within 1 year), our company will be responsible for providing free repairs for failures caused by the quality of the product under normal use conditions.

FCC Caution

This device complies with part 15 of the FCC Rules. Operation is subject to the following two conditions:

1. This device may not cause harmful interference, and
2. this device must accept any interference received, including interference that may cause undesired operation.

Any Changes or modifications not expressly approved by the party responsible for compliance could void the user's authority to operate the equipment.


Note: This equipment has been tested and found to comply with the limits for a Class B digital device, pursuant to part 15 of the FCC Rules. These limits are designed to provide reasonable protection against harmful interference in a residential installation.

This equipment generates uses and can radiate radio frequency energy and, if not installed and used in accordance with the instructions, may cause harmful interference to radio communications. However, there is no guarantee that interference will not occur in a particular installation. If this equipment does cause harmful interference to radio or television reception, which can be determined by turning the equipment off and on, the user is encouraged to try to correct the interference by one or more of the following measures:

- Reorient or relocate the receiving antenna.
- Increase the separation between the equipment and receiver.
- Connect the equipment into an outlet on a circuit different from that to which the receiver is connected.
- Consult the dealer or an experienced radio/TV technician for help.

The device has been evaluated to meet general RF exposure requirement. The device can be used in portable exposure condition without restriction.

Documents / Resources

	Shenzhen Uiskey Technology NC01 Hybrid Active Noise Cancelling Wireless Headphone [pdf] User Manual NC01, 2A64P-NC01, 2A64PNC01, NC01 Hybrid Active Noise Cancelling Wireless Headphone, Hybrid Active Noise Cancelling Wireless Headphone
---	---