



Shenzhen Saiming Optoelectronics Technology LAMP-01 Desktop Atmosphere Light Instruction Manual

[Home](#) » [Shenzhen Saiming Optoelectronics Technology](#) » Shenzhen Saiming Optoelectronics Technology
LAMP-01 Desktop Atmosphere Light Instruction Manual 



SHENZHEN

Desktop Atmosphere Light
Instruction Manual



New design of three section corner lamp

Contents

- [1 Product function](#)
- [2 Installation is complete](#)
- [3 Remote control](#)
- [4 Magic color controller](#)
- [5 APP Program Usage](#)
- [6 Documents / Resources](#)
- [7 Related Posts](#)

Product function

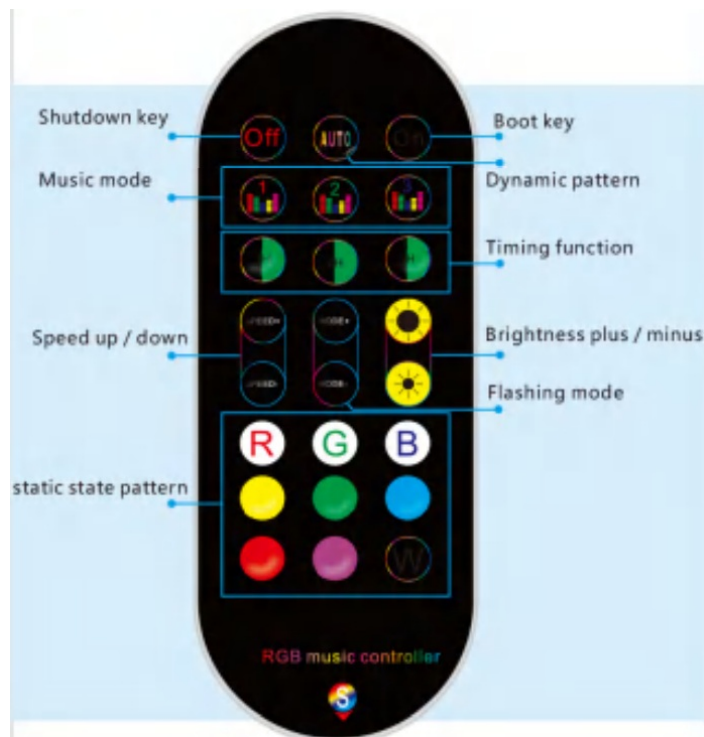
Corner atmosphere
TV atmosphere
Bedside atmosphere
Computer atmosphere

Installation is complete

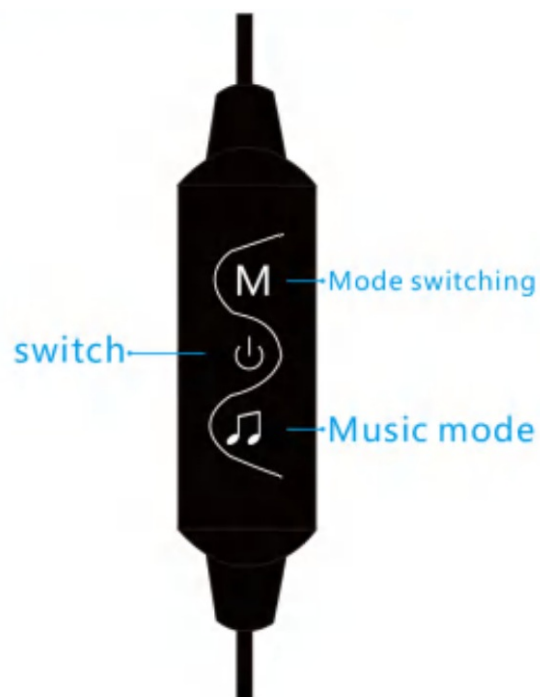


Use the remote control or mobile app to control the lighting of feel and realize the scene atmosphere

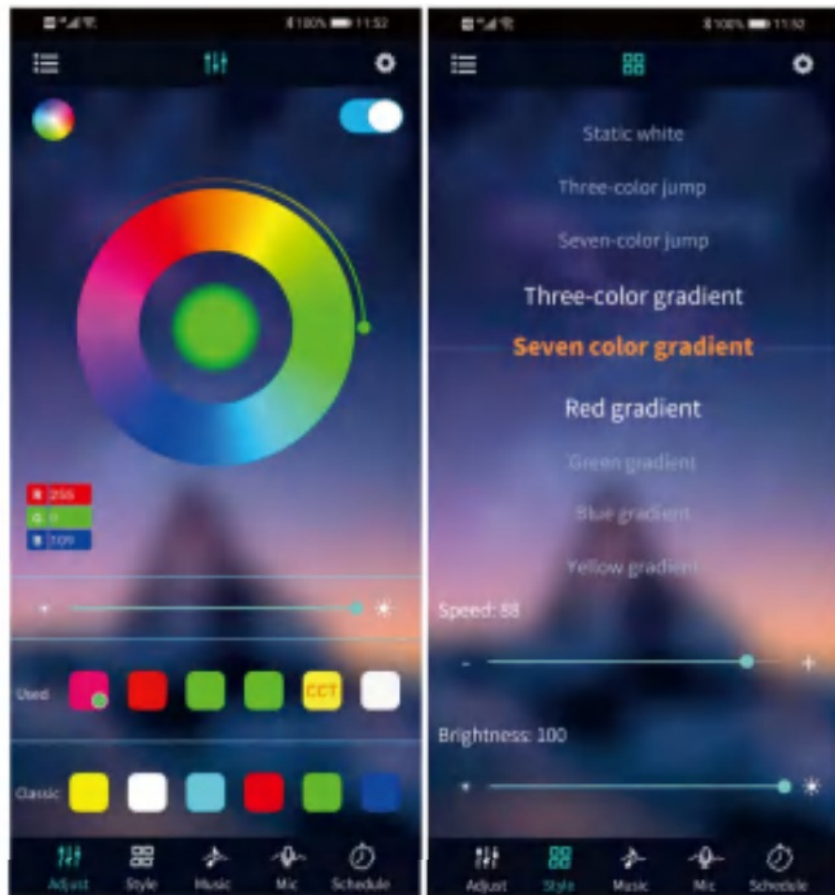
Remote control



Magic color controller



APP Program Usage



This device complies with Part 15 of the FCC Rules. Operation is subject to the following two conditions: (1) this device may not cause harmful interference, and (2) this device must accept any interference received, including interference that may cause undesired operation

NOTE: This equipment has been tested and found to comply with the limits for a Class B digital device, pursuant to Part 15 of the FCC Rules. These limits are designed to provide reasonable protection against harmful interference in a residential installation. This equipment generates, uses and can radiate radio frequency energy and, if not installed and used in accordance with the instructions, may cause harmful interference to radio communications. However, there is no guarantee that interference will not occur in a particular installation. If this equipment does cause harmful interference to radio or television reception, which can be determined by turning the equipment off and on, the user is encouraged to try to correct the interference by one or more of the following measures:

- Reorient or relocate the receiving antenna.
- Increase the separation between the equipment and receiver.
- Connect the equipment into an outlet on a circuit different from that to which the receiver is connected.
- Consult the dealer or an experienced radio/TV technician for help.

Warning: changes or modifications not expressly approved by the party responsible for compliance could void the user's authority to operate the equipment Radiation Exposure Statement This equipment complies with FCC radiation exposure limits set forth for an uncontrolled environment. This equipment should be installed and operated with a minimum distance of 20cm between the radiator and your body.

Scan two-dimensional code download APP

1. Connect LED color strip and controller, power on the controller
2. Scan two-dimensional code download APP:




http://www.easytrack.net.cn/download_Mgc/111SHENZHENSHUANGHONGYUAN/duoCo%20StripX

3. Start APR search and connect the controller
4. Enjoy the Bluetooth wireless control experience



Documents / Resources



[Shenzhen Saiming Optoelectronics Technology LAMP-01 Desktop Atmosphere Light](#) [pdf]
f] Instruction Manual
LAMP-01, LAMP01, 2A75V-LAMP-01, 2A75VLAMP01, LAMP-01 Desktop Atmosphere Light, Desktop Atmosphere Light, Atmosphere Light, Light