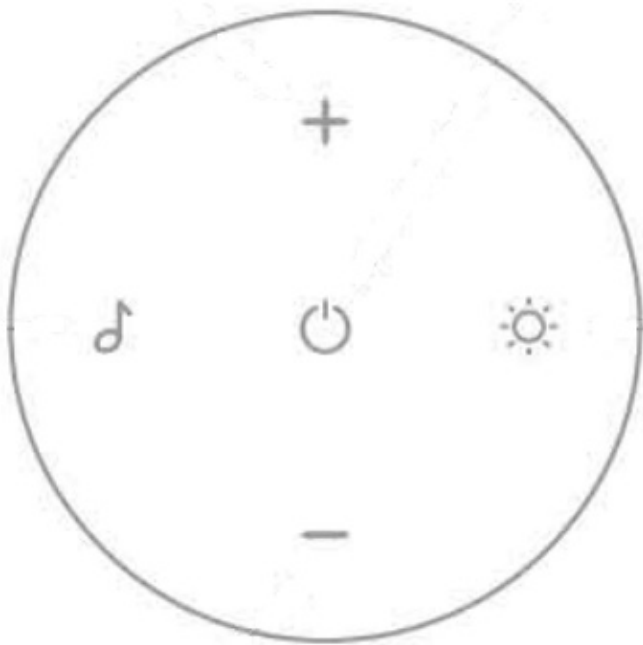


# Shenzhen Runyuan E Commerce ZT307 Device User Manual

[Home](#) » [Shenzhen Runyuan E Commerce](#) » Shenzhen Runyuan E Commerce ZT307 Device User Manual 

## Shenzhen Runyuan E Commerce ZT307 Device



## Contents

- 1 Introduction
- 2 Pairing Your Device with the ZoeSure Home App
- 3 Specifications
- 4 Installing Your Device
- 5 At a Glance
- 6 What You Get
- 7 Safety Instructions
- 8 Troubleshooting
- 9 FCC STATEMENT
- 10 Customer Service
- 11 Documents / Resources
- 12 Related Posts

## Introduction

Thanks for choosing the ZoeSure Aura Lite. This table lamp emits warm and gentle lighting by a simple touch. Over 16M colors available to select from when connected to the ZoeSure Home app. With smart voice control, you can light up your life hands-free.

## Pairing Your Device with the ZoeSure Home App

### What you need:

- A Wi-Fi router supporting the 2.4GHz and 802.11 b/g/n bands. 5GHz is not supported.
1. Download the ZoeSure Home app from the App Store (iOS devices) or Google Play (Android devices).
  2. Open the app, tap "+" icon in the top right corner and search "ZT307"
  3. Tap the device icon and follow the on-screen instructions to complete pairing.

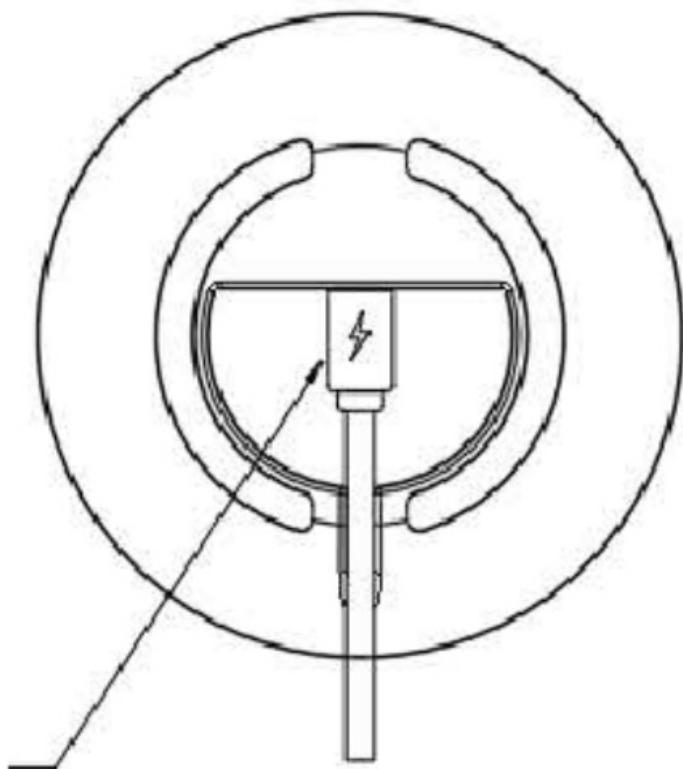


For FAQs and more information please visit: [www.zoesure.club](http://www.zoesure.club)

## Specifications

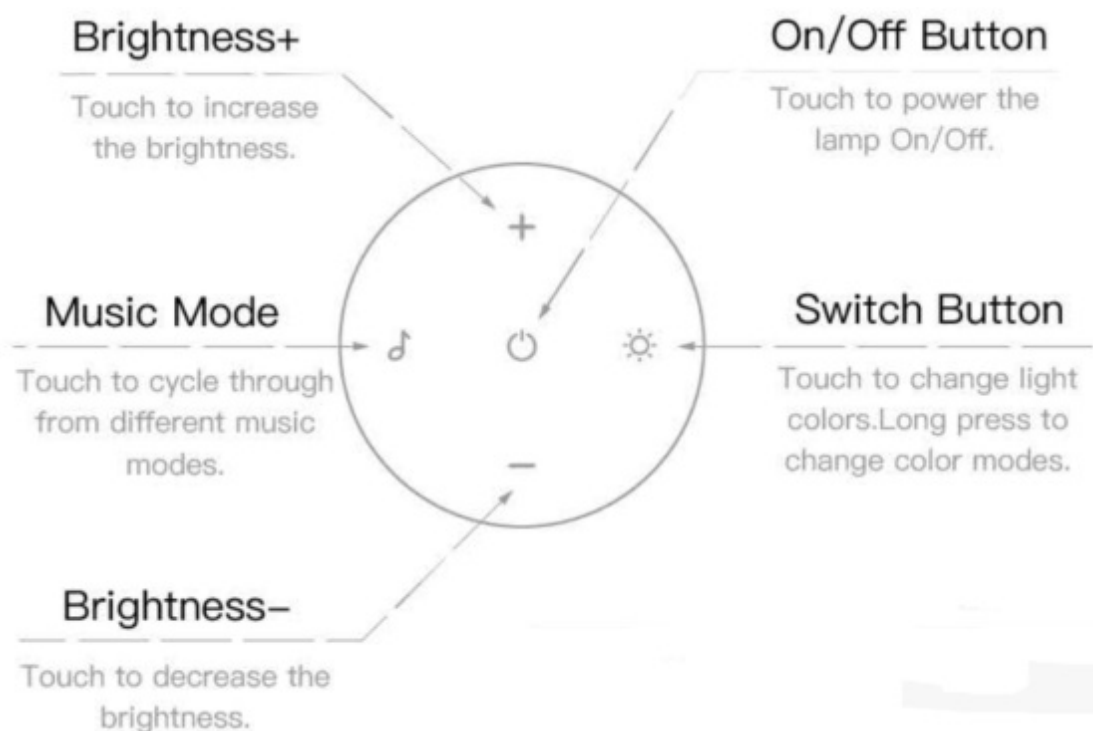
Working Voltage	AC 100-240V
Input	5V/2A
Lumen	350lm
Colour	RGBCW
Colour Temperature	2200k-6500k
Working Temperature	-10° to 45° (-14° to 113°F)

## Installing Your Device



1. Connect the adapter to the lamp with the Type-C charging port.
2. Power on the adapter.

## At a Glance



## What You Get

Table Lamp	1
Adapter	1
User Manual	1
Warranty card	1

## Safety Instructions

Read and follow all the safety instructions:

The lamp is not waterproof. Avoid exposing it to splashing or dripping water.

The operating temperature should be within  $-10^{\circ}\text{C}$  to  $45^{\circ}\text{C}$  ( $14^{\circ}\text{F}$  to  $113^{\circ}\text{F}$ ). The lamp's internal light source cannot be replaced. If it breaks, you must replace the entire lamp.

Do not install the lamp with a dimming driver.

Avoid installing the lamp near potentially dangerous sources (e.g., candles, liquid-filled objects).

## Troubleshooting

- Cannot connect to the ZoeSure Home app.
  - Check if the device is powered on.
  - Check if Bluetooth on the smartphone is enabled, or try connecting with another smartphone.
  - When connecting for the first time, ensure the smartphone is near the device.
- Wi-Fi disconnected or failed to connect?

- Check if the device is powered on.
- Do not skip the Wi-Fi connection steps during the device pairing process.
- Ensure your Wi-Fi router is 2.4GHz(5GHz is not supported).
- Ensure you entered the correct Wi-Fi password during the Wi-Fi set up process.
- Try using another smartphone to pair with the device to ensure your network is working properly.

Shorten the distance between the device and the Wi-Fi router to less than 50 inches, then reconnect.

3. Cannot connect to Alexa or Google Assistant.

- Ensure the Wi-Fi connection is stable and working properly.
- Go to “User Guide” on the app Settings page to pair the device again.

4. Can multiple users control one device?

- Each device can only be controlled by one account.
- If multiple users want to manage the same device, ensure they all use the same account.

## FCC STATEMENT

This device complies with Part 15 of the FCC Rules. Operation is subject to the following two conditions:

1. This device may not cause harmful interference, and
2. This device must accept any interference received, including interference that may cause undesired operation.

**Warning:** Changes or modifications not expressly approved by the party responsible for compliance could void the user's authority to operate the equipment.

**NOTE:** This equipment has been tested and found to comply with the limits for a Class B digital device, pursuant to Part 15 of the FCC Rules. These limits are designed to provide reasonable protection against harmful interference in a residential installation. This equipment generates uses and can radiate radio frequency energy and, if not installed and used in accordance with the instructions, may cause harmful interference to radio communications.

However, there is no guarantee that interference will not occur in a particular installation. If this equipment does cause harmful interference to radio or television reception, which can be determined by turning the equipment off and on, the user is encouraged to try to correct the interference by one or more of the following.

### Measures:

- Reorient or relocate the receiving antenna.
- Increase the separation between the equipment and receiver.
- Connect the equipment into an outlet on a circuit different from that to which the receiver is connected.
- Consult the dealer or an experienced radio/TV technician for help.

### FCC Radiation Exposure Statement:

This equipment complies with FCC radiation exposure limits set forth for an uncontrolled environment. This equipment should be installed and operated with minimum distance 20cm between the radiator & your body.

## Customer Service


Warranty: 12-Month Limited Warranty

Support: Lifetime Technical Support

Email: [support@zoesure.club](mailto:support@zoesure.club)

Official Website: [www.zoesure.club](http://www.zoesure.club)

## Documents / Resources

	<a href="#">Shenzhen Runyuan E Commerce ZT307 Device</a> [pdf] User Manual ZT307, 2A5X9-ZT307, 2A5X9ZT307, ZT307 Device, Device
---	--

Manuals+.