



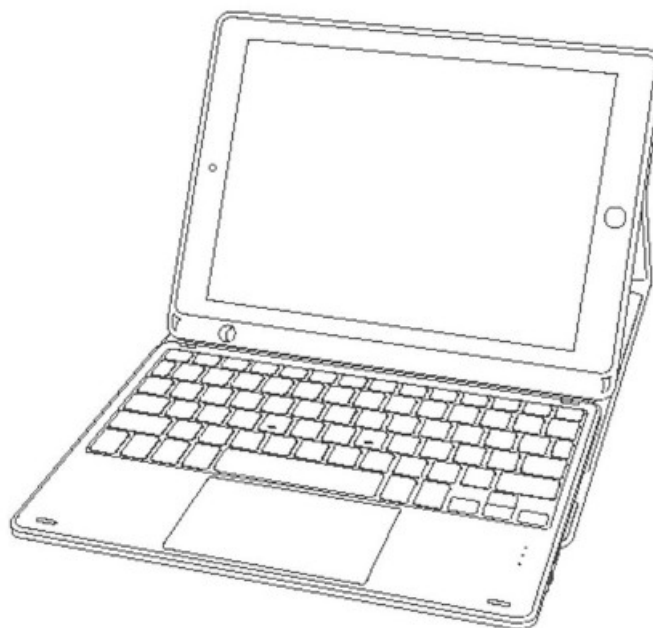
Shenzhen Qianhai Patuoxun Network Technology VTPC331AB iPad Keyboard Case User Manual

[Home](#) » [Shenzhen Qianhai Patuoxun Network Technology](#) » Shenzhen Qianhai Patuoxun Network Technology VTPC331AB iPad Keyboard Case User Manual 



SHENZHEN


**iPad Keyboard Case
For iPad 8th/7th/Pro 10.5/Air3**



Contents

- [1 Package Contents](#)
- [2 Diagram](#)
- [3 Instructions](#)
- [4 Product Features](#)
- [5 Shortcut Keys](#)
- [6 Troubleshooting of Keyboard](#)
- [7 Documents / Resources](#)
- [8 Related Posts](#)

Package Contents



x1

Keyboard Case



x1

User Manual



x1

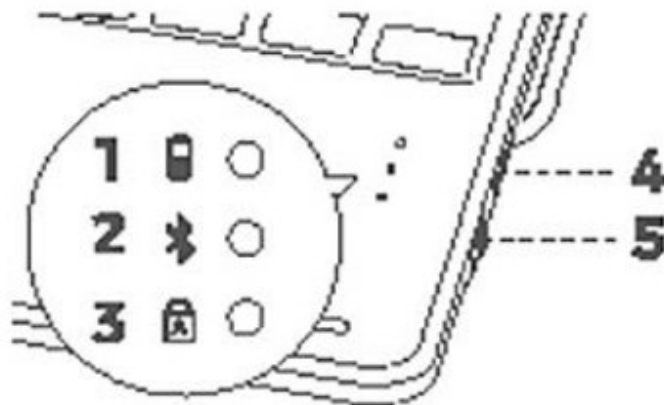
Charging Cable



x1


FAQ Card

Diagram



1. Power Indicator Light
2. Bluetooth Indicator Light
3. Caps Lock Indicator Light
4. Charging Port
5. ON/OFF




Instructions

1. Please charge the keyboard when first use
2. Place iPad into the keyboard case.
3. Turn on switch and press FN+|  | keys for about 3 seconds. The Bluetooth indicator light will flash and the keyboard enters into Pairing mode.
4. Turn on the Bluetooth of iPad and select Bluetooth to connect "Bluetooth 5.1 Keyboard °.Bhaseneth E) Keyboard Convecied"

















- When successfully connected, the Bluetooth indicator light will turn off. The product works.



Product Features

- Touchpad Function.** It enables you to control iPad by moving the cursor. Make iPad look like a laptop and greatly improve working efficiency.
 - Turn on the mouse function of iPad. "Settings" "Accessibility" "Touch" "Assistive Touch" "ON"
 - The mouse function is available on iOS 13 or later.
- Backlight Function** Adjust backlight brightness via pressing FN+  keys, You can clearly recognize the keys even at night. Press FN+  keys to switch among 7 different backlight colors.
- Auto Shut-off and Wake up.** Lock or wake up iPad by folding or unfolding the protective keyboard case, which helps extend battery life of iPad.
- Rechargeable Design** When in low battery level, red power indicator light of keyboard will flash. Please plug the original charging cable into the charging port to charge. The power indicator light will stay on when charging and turn off when fully charged
- Disable touchpad.** Turn on or turn off touchpad function via FN+  keys.

Shortcut Keys

Fn+ 	Fn+ 	Fn+ 	Fn+ 	Fn+ 	Fn+ 
Home page	Search	Decrease Brightness	Increase Brightness	Print Screen	On-screen Keyboard
Fn+ 	Fn+ 	Fn+ 	Fn+ 	Fn+ 	Fn+ 
Previous Track	Play/Pause	Next Track	Mute	Decrease Volume	Increase Vol
Fn+ 	Fn+ 	Fn+ 	Fn+ 		
Disable/Activate Touchpad	Pair	Adjust Backlight Brightness	Switch Backlight Color		

Troubleshooting of Keyboard

- Maybe the keyboard is off. Please turn on the keyboard

2. Maybe the keyboard battery died. Please recharge it with the original charging cable.
3. Maybe wrong connection. Please restart keyboard, and delete “Bluetooth 5.1 Keyboard” from Bluetooth list of iPad and reconnect according to the instructions.

Note

If the product is still not workable after above solutions, you could repeat those steps for a few times. If your problem can't get solved yet, please contact our customer Service for help (Email support@lv-lctec.com)

FCC STATEMENT:

Any changes or modifications not expressly approved by the party responsible for compliance could void the user's authority to operate the equipment. This device complies with part 15 of the FCC Rules. Operation is subject to the following two conditions: (1) This device may not cause harmful Interference. and (2) this device must accept any interference received, including interference that may cause undesired operation.

FCC Radiation Exposure Statement

This equipment complies with FCC radiation exposure limits set forth for an uncontrolled environment

NOTE: This equipment has been tested and found to comply with the limits for a Class B digital device, pursuant to part 15 of the FCC Rules. These limits are designed to provide reasonable protection against harmful interference in a residential installation. This equipment generates uses and can radiate radio frequency energy and, if not installed and used in accordance with the instructions, may cause harmful interference to radio communications. However, there is no guarantee that interference will not occur in a particular installation. If this equipment does cause harmful interference to radio or television reception, which can be determined by turning the equipment off and on, the user is encouraged to try to correct the interference by one or more of the following measures:

- Reorient or relocate the receiving antenna.
- Increase the separation between the equipment and receiver.
- Connect the equipment into an outlet on a circuit different from that to which the receiver is connected.
- Consult the dealer or an experienced radio/TV technician for help.

Documents / Resources

	Shenzhen Qianhai Patuoxun Network Technology VTPC331AB iPad Keyboard Case [pdf] User Manual PC331A, 2AOXY-PC331A, 2AOXYPC331A, VTPC331AB iPad Keyboard Case, iPad Keyboard Case
---	---