



Shenzhen Putian Computer Technology T101 Portable Laptop User Manual

[Home](#) » [Shenzhen Putian Computer Technology](#) » Shenzhen Putian Computer Technology T101 Portable Laptop User Manual 

Shenzhen Putian Computer Technology T101 Portable Laptop

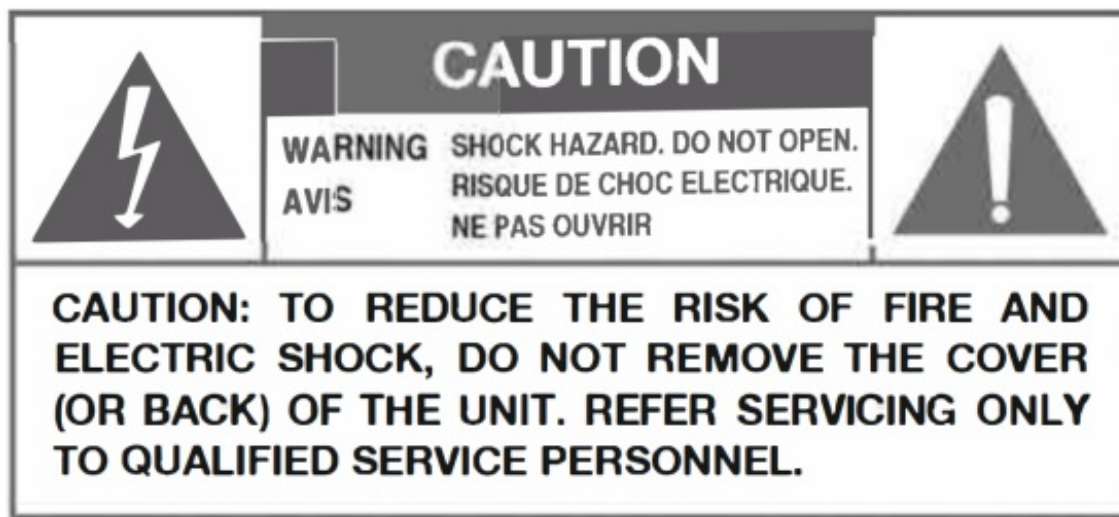


Contents

- [1 Important safety Instructions](#)
- [2 Legal Disclaimer and Copyright Notice](#)
- [3 Package contents](#)
- [4 Overview of the device](#)
- [5 Starting up](#)
- [6 Switching on / off your device](#)
- [7 Documents / Resources](#)
 - [7.1 References](#)
- [8 Related Posts](#)

Important safety Instructions

- This device must be used in an environment where the ambient temperature
- Is between 5°C (41°F) and 35° (95°).
- Do not expose the device to rain or humidity and keep it away from liquids. If water or other liquid Is spilled on the unit, switch off the unit Immediately and wait until it is completely dry before turning it back on.
- Do not expose the device to solar radiation.
- Do not use strong solvents liquid detergents or other chemicals on or near the surface of the device to prevent corrosion or deterioration of the surface .
- Do not expose the device to dusty environments.
- De not use the device during a gas leak
- Do not expose the device to strong magnetic or electrical fields .
- You can pass the device through airport X-ray detectors. However It Is recommended that you do not pass your device through the magnetic detection portals or expoae It is portable detectors.
- Do not place any objects on the device.
- Do not place the device on an uneven or unstable surface
- Ensure that the device is protected from falls or other shocks that may damage It.
- Do not leave the device on or in charge on your knees or any other part of your body to avoid the risk of heat-related injuries.
- Tum off the unit before transporting or covering it with materials that do not allow for optimum air circulation.
- Do not use damaged power cords, accessories or other peripherals with your device.
- We recommend the exclusive use of the accessories (power supply, cables ..) supplied with the device.
- Use only original batteries. Replacing the battery with an incorrect battery can lead to an explosion risk.
- Do not disassemble, modify or repair the device yourself, otherwise the guaran will be voided
- Please save your important content regularly to avoid data loss.
- Our company disclaims all responsibility for any loss or suppression of elements contained in the device due to improper use of the hardware or software lack of maintenance or any other accidental event.



The lightning flash symbol with an arrow in an equilateral triangle is intended to alert the user to the presence of an uninsulated (dangerous voltage) inside the product, which is of sufficient magnitude to constitute a risk of electric shock.



In the documentation supplied with the device, the exclamation point in an equilateral triangle is intended to alert the user to the presence of important operating and maintenance instructions.



At full volume, prolonged listening on the portable audio device can damage the user's hearing.

Legal Disclaimer and Copyright Notice

This product has been manufactured and sold under the responsibility of Group SFIT

Any other product, service, company, trade or product name and logo referenced herein are neither endorsed nor sponsored by Technicolor (S.A.) or its affiliates. Intel, Intel Atom and the Intel Inside logo are trademarks of Intel Corporation in the U.S. and/or other countries.

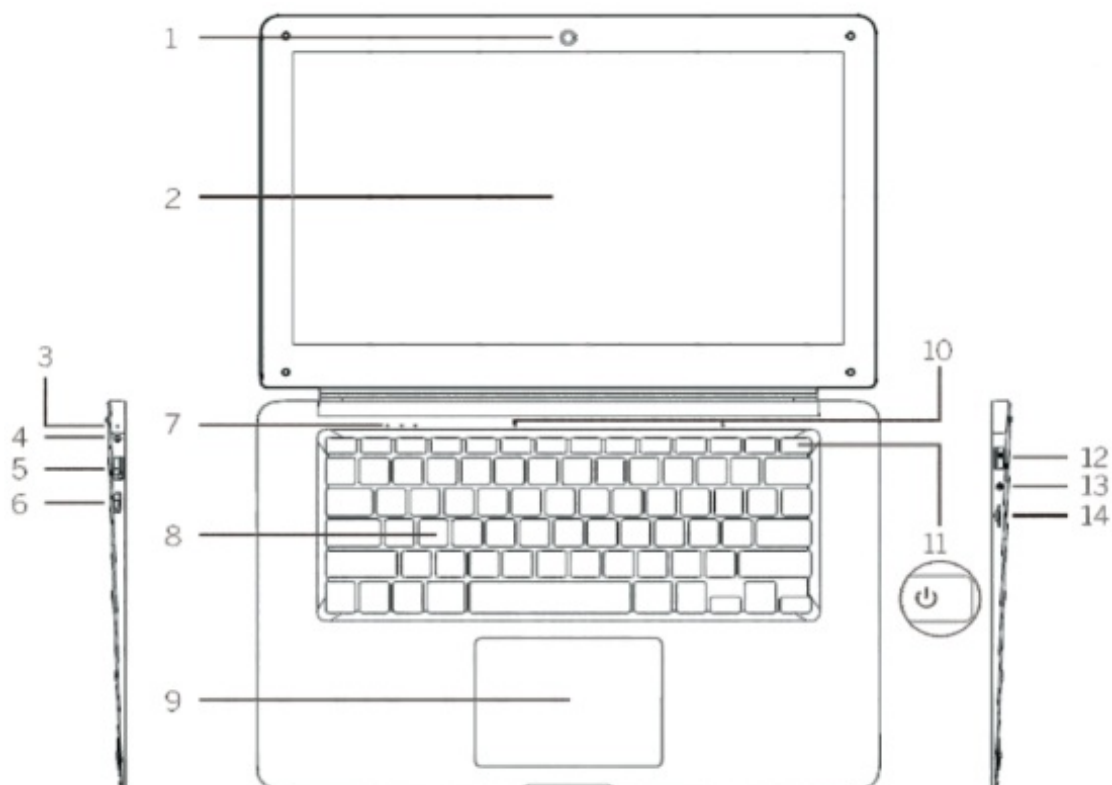
All other trademarks and logos are property of their respective owners unless indicated otherwise.

Package contents



- 1x ultrabook
- 1x charger
- 1x document set

Overview of the device



1. **Front Camera -Webcam**

Use this camera for your video calls or to take pictures.

2. **Screen**

3. **Charging indicator**

This indicator lights up while the tablet is charging.

4. **Power outlet**

Power outlet for power supply when connected to an adapter.

5. **Port USB3.0 type A**

This port is compatible with USB devices such as a keyboard, mouse, flash memory reader (USB keys, memory card readers ...). external hard disk, printer.

6. **MiniHDMI port (High – Definition Multimedia Interface)**

This port allows you to connect your tablet to an HDMI-compatible device such as a TV, monitor or projector. Indicateur d'alimentation

7. **Power supply indicator**

8. **Keyboard**

9. **Touch pad**

The touch pad lets you enjoy the features of a mouse. It offers an intuitive interface thanks to the multi-gesture features.

10. **Microphone**

The microphone lets you use your device's voice commands, make audio/video calls or make audio recordings.

11. **Power button**

A long press of this button allows you to turn your device on or off.

12. **Port USB 2.0 type A**

13. **Head and microphone jack**

Use this port to connect external speakers or headphones to your device. You can also connect headphones with an external microphone.

14. **Micro-SD card reader**

The micro-SD card reader allows you to read or write on micro-SDHC/micro-SDXC memory cards.

Starting up

Charge the battery of your device Plug the power adapter into a grounded electrical outlet.

Note: Charge your device before using it for the first time.



WARNING!

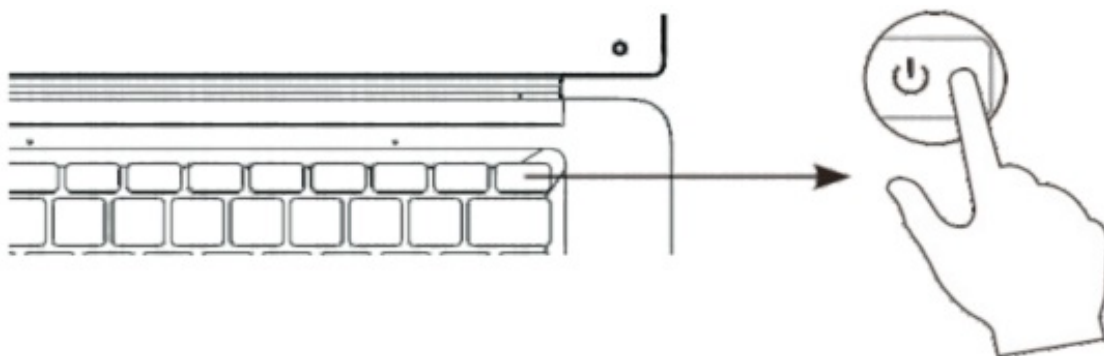
Please read the following instructions for the battery of your device carefully:

Only a technician is authorized to remove and handle the battery

Your battery may present a fire or burn hazard if removed or disassembled.
Please observe the information on the device's warning labels to prevent injury.
There is a risk of explosion if the battery is replaced by an incorrect model.
Do not throw the battery into the fire.
Do not attempt to short-circuit the battery.
Do not attempt to disassemble the battery or reassemble the battery.
Stop using the battery if it leaks.
The battery and its components must be recycled or disposed of properly.
Keep the battery and its components out of the reach of children.

Switching on / off your device

Turn on your device by pressing the power button for a long time



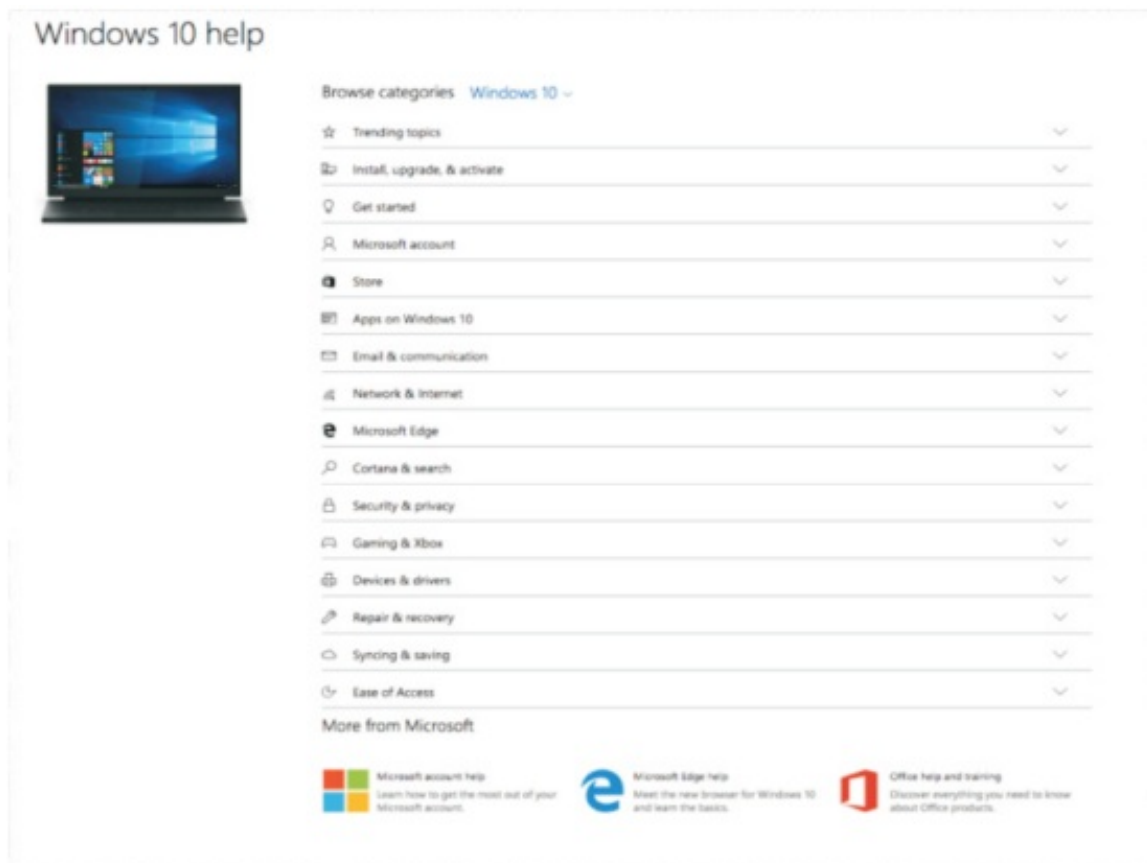
Turn off your device:

Open the Start menu Press the Stop button



Please find the Windows 10 manual on the Microsoft website:

<https://support.microsoft.com/en-us/products/windows?os=windows-10>



FCC Caution

This device complies with part 15 of the FCC Rules. Operation is subject to the following two conditions: (1) This device may not cause harmful interference, and (2) this device must accept any interference received, including interference that may cause undesired operation.


Any Changes or modifications not expressly approved by the party responsible for compliance could void the user's authority to operate the equipment.

Note: This equipment has been tested and found to comply with the limits for a Class B digital device, pursuant to part 15 of the FCC Rules. These limits are designed to provide reasonable protection against harmful interference in a residential installation. This equipment generates uses and can radiate radio frequency energy and, if not installed and used in accordance with the instructions, may cause harmful interference to radio communications. However, there is no guarantee that interference will not occur in a particular installation. If this equipment does cause harmful interference to radio or television reception, which can be determined by turning the equipment off and on, the user is encouraged to try to correct the interference by one or more of the following measures:

- Reorient or relocate the receiving antenna.
- Increase the separation between the equipment and receiver.
- Connect the equipment into an outlet on a circuit different from that to which the receiver is connected.
- Consult the dealer or an experienced radio/TV technician for help.

The device has been evaluated to meet general RF exposure requirement. The device can be used in portable exposure condition without restriction.

Documents / Resources

	Shenzhen Putian Computer Technology T101 Portable Laptop [pdf] User Manual T101, 2AYBCT101, T101 Portable Laptop, T101, Portable Laptop
---	--

References

