



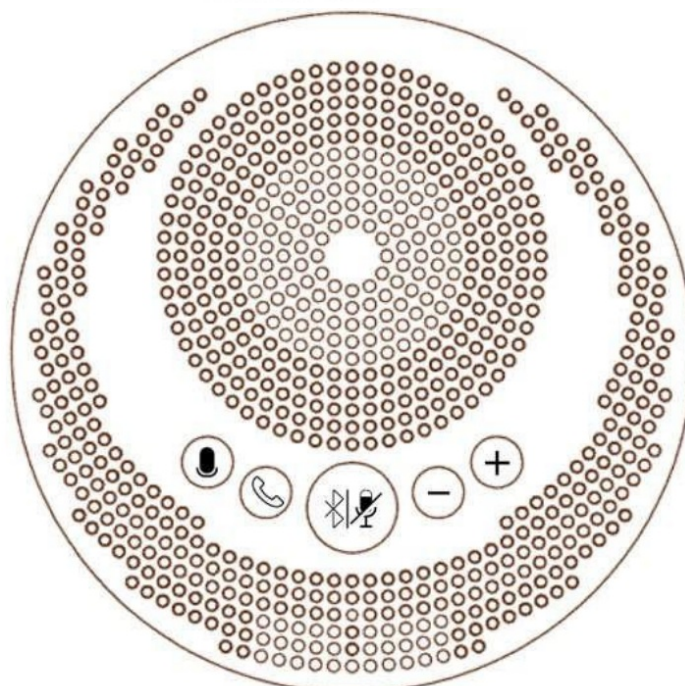
Shenzhen Lingdong Smart Chip Technologyco LD810 Bluetooth and Speaker phone User Manual

[Home](#) » [Shenzhen Lingdong Smart Chip Technologyco](#) » Shenzhen Lingdong Smart Chip Technologyco LD810
Bluetooth and Speaker phone User Manual 

SHENZHEN



Lidobox



Conference Speaker
(Omnidirectional microphone)
User manual

Please read the manual carefully before using the product and keep it properly

Contents

1 What's in the box

2 Product overview

3 Recharging

4 Connection

5 Button function description

6 Specifications

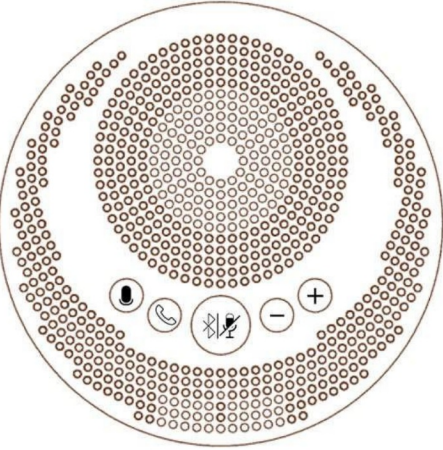
7 FCC Caution.

8 Warranty terms

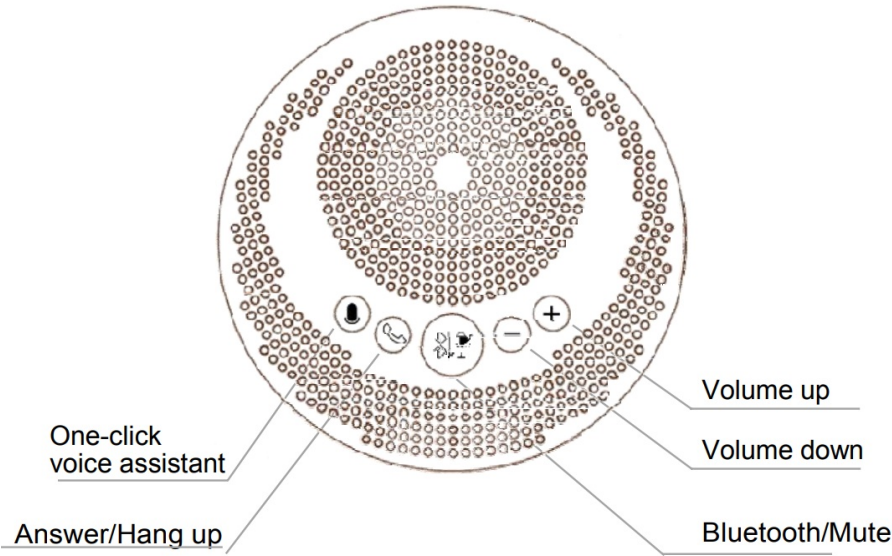
9 Documents / Resources

10 Related Posts

What's in the box

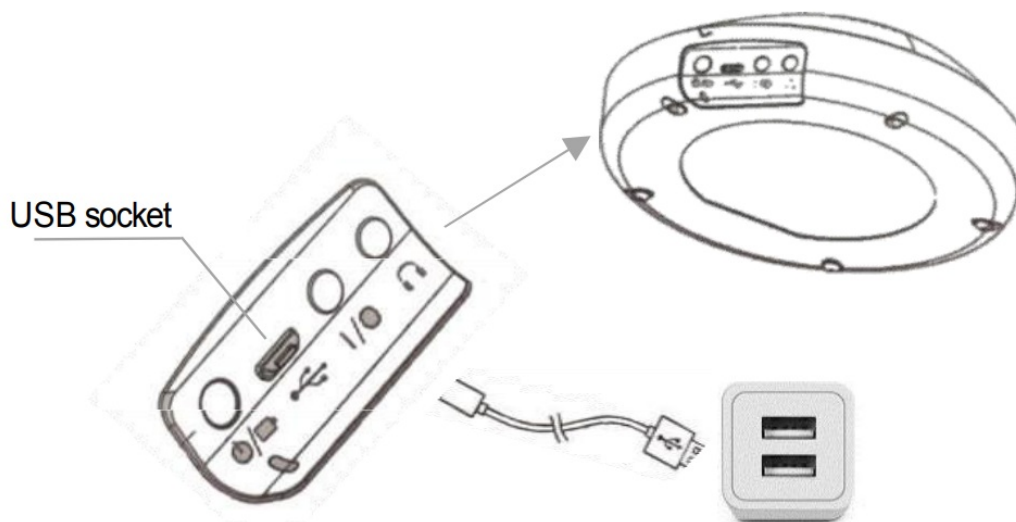
	
Conference speaker unit	USB charging cal

Product overview



Recharging

a) Recharging the product

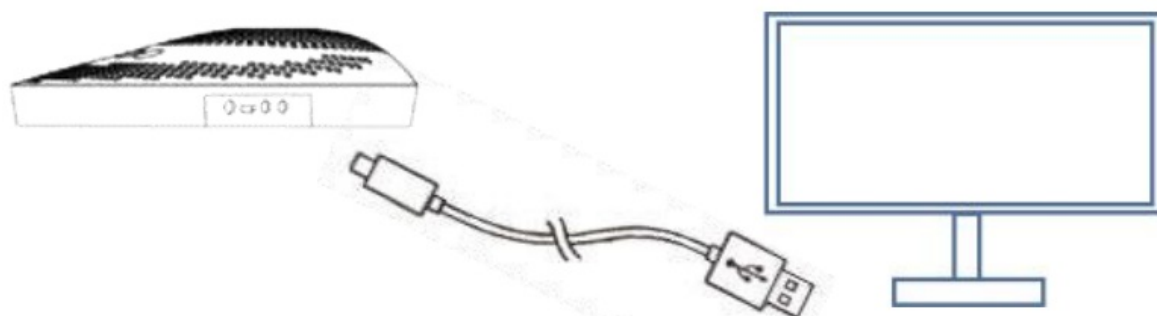


b) Power indicator status LED remain on Battery fully charged LED flashing Battery charging




LED remain on	Battery fully charged
LED flashing	Battery charging

Connection

a) Connect the product to a computer or mobile device with USB cable



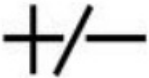



b) Connect a computer or mobile device via Bluetooth. The product will automatically enter Bluetooth pairing mode after connecting the power supply the first time


	Press and hold 3S	Enter pairing mode
	Greenlight flashing	Bluetooth in pairing
	Greenlight remains	Bluetooth successful

a) Every time when powering on, the product will automatically connect to the device you successfully connected last time (if available)

b) To disconnect Bluetooth, press the Bluetooth button again

Button function description

	Press / Press and hold	Volume Up/Down
	Press	Answer/Hang-up calls
	Press	Wake up the mobile phone voice assistant
	Press and hold / Press	Press and hold 3S, Bluetooth on / Mute

	Press and hold 1S	Power on/off
---	-------------------	--------------

Specifications

a) Product dimensions 140*140*42mm

b) Speech processing technologies

Deep echo cancellation

Multi-stage adaptive noise reduction

Automatic gain control technology (AGC)

c) Audio parameters

Microphone frequency response 100Hz 8KHz

Pickup range: 3M diameter

Speakers frequency response: 10Hz 20Hz

Speakers volume: Max 80dB

d) Supported Operating System

Mac OS /Android

e) Interface: USB socket *1 f) User environmental specifications

Power: Standard USB 5V–2A

Battery capacity: 1400mA

Battery life: 3 hours

Standby: 6 days

Suggested storage temperature: -10–50

07 *RF warning for Mobile devices:

This equipment complies with FCC radiation exposure limits set forth for an uncontrolled environment. This equipment should be installed and operated with a minimum distance of 20cm between the radiator & your body.

FCC Caution.

This device complies with part 15 of the FCC Rules. Operation is subject to the following two conditions: (1) This device may not cause harmful interference, and (2) this device must accept any interference received, including interference that may cause undesired operation.

Any changes or modifications not expressly approved by the party responsible for compliance could void the user's authority to operate the equipment.

Note: This equipment has been tested and found to comply with the limits for a Class B digital device, pursuant to part 15 of the FCC Rules. These limits are designed to provide reasonable protection against harmful interference in a

residential installation. This equipment generates uses and can radiate radio frequency energy and, if not installed and used in accordance with the instructions, may cause harmful interference to radio communications. However, there is no guarantee that interference will not occur in a particular installation. If this equipment does cause harmful interference to radio or television reception, which can be determined by turning the equipment off and on, the user is encouraged to try to correct the interference by one or more of the following measures:

- Reorient or relocate the receiving antenna.
- Increase the separation between the equipment and receiver.
- Connect the equipment into an outlet on a circuit different from that to which the receiver is connected.
- Consult the dealer or an experienced radio/TV technician for help.

Warranty terms

1. Please fill in this card carefully and read the following warranty terms carefully to ensure that the product is effectively guaranteed:

1. Keep this warranty card carefully
2. Provide this warranty card at the time of service
3. The information filled in this warranty card must be true, otherwise, it will be invalid
4. The product warranty period is one year. During the warranty period, show this warranty card at the time of service. Accessories are not included in the warranty.

2. Product damages due to the following abnormal reasons are not covered by the warranty

1. Valid) and free maintenance period expired
2. All product damages caused by man-made, natural wear or

accident


3. Damages caused by unapproved maintenance, modification or self-disassembly, etc. 4Product surface's aging, crash, and scratch

3. Service charge will be applied after the warranty period expired

The illustrations of products, accessories, user interface, etc. in the manual are all schematic diagrams for reference only. Due to product updates and upgrades, the actual product may be slightly different from the schematic diagram, please refer to the actual product

After-sales service please call 13902313017
 Manufacturer SHENZHEN SMART CHIP
 TECHNOLOGY.LTD)
 Address ROOM1312, Zhongxin Technology Building, Bagua
 Road, Futian District, SHENZHEN

Documents / Resources

 <p>Conference Speaker (Omnidirectional microphone) (User Manual)</p>	<p>Shenzhen Lingdong Smart Chip Technologyco LD810 Bluetooth and Speaker phone [pdf] User Manual LD810, 2AY28-LD810, 2AY28LD810, LD810 Bluetooth and Speaker phone, LD810, Bluetooth a nd Speaker phone</p>
--	--